

# Exhibit 14

FDA-Approved Label for Misoprostol (Cytotec) (Jan.  
2017)

**Cytotec<sup>®</sup>**  
**misoprostol tablets**

**WARNINGS**

CYTOTEC (MISOPROSTOL) ADMINISTRATION TO WOMEN WHO ARE PREGNANT CAN CAUSE BIRTH DEFECTS, ABORTION, PREMATURE BIRTH OR UTERINE RUPTURE.

UTERINE RUPTURE HAS BEEN REPORTED WHEN CYTOTEC WAS ADMINISTERED IN PREGNANT WOMEN TO INDUCE LABOR OR TO INDUCE ABORTION. THE RISK OF UTERINE RUPTURE INCREASES WITH ADVANCING GESTATIONAL AGES AND WITH PRIOR UTERINE SURGERY, INCLUDING CESAREAN DELIVERY (see also **PRECAUTIONS** and **LABOR AND DELIVERY**).

CYTOTEC SHOULD NOT BE TAKEN BY PREGNANT WOMEN TO REDUCE THE RISK OF ULCERS INDUCED BY NONSTEROIDAL ANTI-INFLAMMATORY DRUGS (NSAIDs) (see **CONTRAINDICATIONS**, **WARNINGS**, and **PRECAUTIONS**).

PATIENTS MUST BE ADVISED OF THE ABORTIFACIENT PROPERTY AND WARNED NOT TO GIVE THE DRUG TO OTHERS.

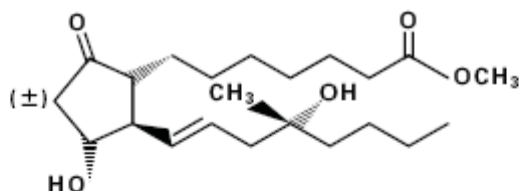
Cytotec should not be used for reducing the risk of NSAID-induced ulcers in women of childbearing potential unless the patient is at high risk of complications from gastric ulcers associated with use of the NSAID, or is at high risk of developing gastric ulceration. In such patients, Cytotec may be prescribed if the patient

- has had a negative serum pregnancy test within 2 weeks prior to beginning therapy.
- is capable of complying with effective contraceptive measures.
- has received both oral and written warnings of the hazards of misoprostol, the risk of possible contraception failure, and the danger to other women of childbearing potential should the drug be taken by mistake.
- will begin Cytotec only on the second or third day of the next normal menstrual period.

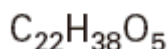
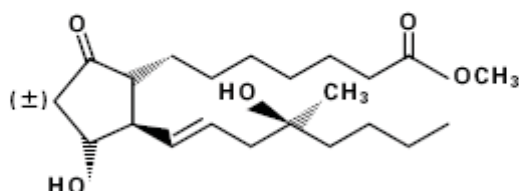
**DESCRIPTION**

Cytotec oral tablets contain either 100 mcg or 200 mcg of misoprostol, a synthetic prostaglandin E<sub>1</sub> analog.

Misoprostol contains approximately equal amounts of the two diastereomers presented below with their enantiomers indicated by ( $\pm$ ):



and



M.W. = 382.5

( $\pm$ ) methyl 11 $\alpha$ ,16-dihydroxy-16-methyl-9-oxoprost-13E-en-1-oate

Misoprostol is a water-soluble, viscous liquid.

Inactive ingredients of tablets are hydrogenated castor oil, hypromellose, microcrystalline cellulose, and sodium starch glycolate.

### CLINICAL PHARMACOLOGY

**Pharmacokinetics:** Misoprostol is extensively absorbed, and undergoes rapid de-esterification to its free acid, which is responsible for its clinical activity and, unlike the parent compound, is detectable in plasma. The alpha side chain undergoes beta oxidation and the beta side chain undergoes omega oxidation followed by reduction of the ketone to give prostaglandin F analogs.

In normal volunteers, Cytotec (misoprostol) is rapidly absorbed after oral administration with a  $T_{\text{max}}$  of misoprostol acid of  $12 \pm 3$  minutes and a terminal half-life of 20–40 minutes.

There is high variability of plasma levels of misoprostol acid between and within studies but mean values after single doses show a linear relationship with dose over the range of 200–400 mcg. No accumulation of misoprostol acid was noted in multiple dose studies; plasma steady state was achieved within two days.

Maximum plasma concentrations of misoprostol acid are diminished when the dose is taken with food and total availability of misoprostol acid is reduced by use of concomitant antacid. Clinical trials were conducted with concomitant antacid, however, so this effect does not appear to be clinically important.

Mean $\pm$ SD	C <sub>max</sub> (pg/ml)	AUC(0–4) (pg·hr/ml)	T <sub>max</sub> (min)
Fasting	811 $\pm$ 317	417 $\pm$ 135	14 $\pm$ 8
With Antacid	689 $\pm$ 315	349 $\pm$ 108*	20 $\pm$ 14
With High Fat Breakfast	303 $\pm$ 176*	373 $\pm$ 111	64 $\pm$ 79*

\* Comparisons with fasting results statistically significant,  $p < 0.05$ .

After oral administration of radiolabeled misoprostol, about 80% of detected radioactivity appears in urine. Pharmacokinetic studies in patients with varying degrees of renal impairment showed an approximate doubling of  $T_{1/2}$ ,  $C_{max}$ , and AUC compared to normals, but no clear correlation between the degree of impairment and AUC. In subjects over 64 years of age, the AUC for misoprostol acid is increased. No routine dosage adjustment is recommended in older patients or patients with renal impairment, but dosage may need to be reduced if the usual dose is not tolerated.

Drug interaction studies between misoprostol and several nonsteroidal anti-inflammatory drugs showed no effect on the kinetics of ibuprofen or diclofenac, and a 20% decrease in aspirin AUC, not thought to be clinically significant.

Pharmacokinetic studies also showed a lack of drug interaction with antipyrine and propranolol when these drugs were given with misoprostol. Misoprostol given for 1 week had no effect on the steady state pharmacokinetics of diazepam when the two drugs were administered 2 hours apart.

The serum protein binding of misoprostol acid is less than 90% and is concentration-independent in the therapeutic range.

After a single oral dose of misoprostol to nursing mothers, misoprostol acid was excreted in breast milk. The maximum concentration of misoprostol acid in expressed breast milk was achieved within 1 hour after dosing and was 7.6 pg/ml (CV 37%) and 20.9 pg/ml (CV 62%) after single 200  $\mu$ g and 600  $\mu$ g misoprostol administration, respectively. The misoprostol acid concentrations in breast milk declined to  $< 1$  pg/ml at 5 hours post-dose.

**Pharmacodynamics:** Misoprostol has both antisecretory (inhibiting gastric acid secretion) and (in animals) mucosal protective properties. NSAIDs inhibit prostaglandin synthesis, and a deficiency of prostaglandins within the gastric mucosa may lead to diminishing bicarbonate and mucus secretion and may contribute to the mucosal damage caused by these agents. Misoprostol can increase bicarbonate and mucus production, but in man this has been shown at doses 200 mcg and above that are also antisecretory. It is therefore not possible to tell whether the ability of misoprostol to reduce the risk of gastric ulcer is the result of its antisecretory effect, its mucosal protective effect, or both.



*In vitro* studies on canine parietal cells using tritiated misoprostol acid as the ligand have led to the identification and characterization of specific prostaglandin receptors. Receptor binding is saturable, reversible, and stereospecific. The sites have a high affinity for misoprostol, for its acid metabolite, and for other E type prostaglandins, but not for F or I prostaglandins and other unrelated compounds, such as histamine or cimetidine. Receptor-site affinity for misoprostol correlates well with an indirect index of antisecretory activity. It is likely that these specific receptors allow misoprostol taken with food to be effective topically, despite the lower serum concentrations attained.

Misoprostol produces a moderate decrease in pepsin concentration during basal conditions, but not during histamine stimulation. It has no significant effect on fasting or postprandial gastrin nor on intrinsic factor output.

**Effects on gastric acid secretion:** Misoprostol, over the range of 50–200 mcg, inhibits basal and nocturnal gastric acid secretion, and acid secretion in response to a variety of stimuli, including meals, histamine, pentagastrin, and coffee. Activity is apparent 30 minutes after oral administration and persists for at least 3 hours. In general, the effects of 50 mcg were modest and shorter lived, and only the 200-mcg dose had substantial effects on nocturnal secretion or on histamine and meal-stimulated secretion.

**Uterine effects:** Cytotec has been shown to produce uterine contractions that may endanger pregnancy. (See boxed **WARNINGS**.)

**Other pharmacologic effects:** Cytotec does not produce clinically significant effects on serum levels of prolactin, gonadotropins, thyroid-stimulating hormone, growth hormone, thyroxine, cortisol, gastrointestinal hormones (somatostatin, gastrin, vasoactive intestinal polypeptide, and motilin), creatinine, or uric acid. Gastric emptying, immunologic competence, platelet aggregation, pulmonary function, or the cardiovascular system are not modified by recommended doses of Cytotec.

**Clinical studies:** In a series of small short-term (about 1 week) placebo-controlled studies in healthy human volunteers, doses of misoprostol were evaluated for their ability to reduce the risk of NSAID-induced mucosal injury. Studies of 200 mcg q.i.d. of misoprostol with tolmetin and naproxen, and of 100 and 200 mcg q.i.d. with ibuprofen, all showed reduction of the rate of significant endoscopic injury from about 70–75% on placebo to 10–30% on misoprostol. Doses of 25–200 mcg q.i.d. reduced aspirin-induced mucosal injury and bleeding.

**Reducing the risk of gastric ulcers caused by nonsteroidal anti-inflammatory drugs (NSAIDs):** Two 12-week, randomized, double-blind trials in osteoarthritic patients who had gastrointestinal symptoms but no ulcer on endoscopy while taking an NSAID compared the ability of 200 mcg of Cytotec, 100 mcg of Cytotec, and placebo to reduce the risk of gastric ulcer (GU) formation. Patients were approximately equally divided between ibuprofen, piroxicam, and naproxen, and continued this treatment throughout the 12 weeks. The 200-mcg dose caused a marked,

statistically significant reduction in gastric ulcers in both studies. The lower dose was somewhat less effective, with a significant result in only one of the studies.

Reduction of Risk of Gastric Ulcers Induced by Ibuprofen, Piroxicam, or Naproxen [No. of patients with ulcer(s) (%)]				
Therapy	Therapy Duration			
	4 weeks	8 weeks	12 weeks	
<i>Study No. 1</i>				
Cytotec 200 mcg q.i.d. (n=74)	1 (1.4)	0	0	1 (1.4)*
Cytotec 100 mcg q.i.d. (n=77)	3 (3.9)	1 (1.3)	1 (1.3)	5 (6.5)*
Placebo (n=76)	11 (14.5)	4 (5.3)	4 (5.3)	19 (25.0)
<i>Study No. 2</i>				
Cytotec 200 mcg q.i.d. (n=65)	1 (1.5)	1 (1.5)	0	2 (3.1)*
Cytotec 100 mcg q.i.d. (n=66)	2 (3.0)	2 (3.0)	1 (1.5)	5 (7.6)
Placebo (n=62)	6 (9.7)	2 (3.2)	3 (4.8)	11 (17.7)
<i>Studies No. 1 &amp; No. 2**</i>				
Cytotec 200 mcg q.i.d. (n=139)	2 (1.4)	1 (0.7)	0	3 (2.2)*
Cytotec 100 mcg q.i.d. (n=143)	5 (3.5)	3 (2.1)	2 (1.4)	10 (7.0)*
Placebo (n=138)	17 (12.3)	6 (4.3)	7 (5.1)	30 (21.7)

\* Statistically significantly different from placebo at the 5% level.

\*\* Combined data from Study No. 1 and Study No. 2.

In these trials there were no significant differences between Cytotec and placebo in relief of day or night abdominal pain. No effect of Cytotec in reducing the risk of duodenal ulcers was demonstrated, but relatively few duodenal lesions were seen.

In another clinical trial, 239 patients receiving aspirin 650–1300 mg q.i.d. for rheumatoid arthritis who had endoscopic evidence of duodenal and/or gastric inflammation were randomized to misoprostol 200 mcg q.i.d. or placebo for 8 weeks while continuing to receive aspirin. The study evaluated the possible interference of Cytotec on the efficacy of aspirin in these patients with rheumatoid arthritis by analyzing joint tenderness, joint swelling, physician's clinical assessment, patient's assessment, change in ARA classification, change in handgrip strength, change in duration of morning stiffness, patient's assessment of pain at rest, movement, interference with daily activity, and ESR. Cytotec did not interfere with the efficacy of aspirin in these patients with rheumatoid arthritis.

### INDICATIONS AND USAGE

Cytotec (misoprostol) is indicated for reducing the risk of NSAID (nonsteroidal anti-inflammatory drugs, including aspirin)-induced gastric ulcers in patients at high risk of

complications from gastric ulcer, e.g., the elderly and patients with concomitant debilitating disease, as well as patients at high risk of developing gastric ulceration, such as patients with a history of ulcer. Cytotec has not been shown to reduce the risk of duodenal ulcers in patients taking NSAIDs. Cytotec should be taken for the duration of NSAID therapy. Cytotec has been shown to reduce the risk of gastric ulcers in controlled studies of 3 months' duration. It had no effect, compared to placebo, on gastrointestinal pain or discomfort associated with NSAID use.

### **CONTRAINDICATIONS**

See boxed **WARNINGS**.

**Cytotec should not be taken by pregnant women to reduce the risk of ulcers induced by nonsteroidal anti-inflammatory drugs (NSAIDs).**

Cytotec should not be taken by anyone with a history of allergy to prostaglandins.

### **WARNINGS**

See boxed **WARNINGS**.

For hospital use only if misoprostol were to be used for cervical ripening, induction of labor, or for the treatment of serious post-partum hemorrhage, which are outside of the approved indication.

### **PRECAUTIONS**

Caution should be employed when administering Cytotec (misoprostol) to patients with pre-existing cardiovascular disease.

**Information for patients:** Women of childbearing potential using Cytotec to decrease the risk of NSAID-induced ulcers should be told that they must not be pregnant when Cytotec therapy is initiated, and that they must use an effective contraception method while taking Cytotec.

See boxed **WARNINGS**.

Cytotec is intended for administration along with nonsteroidal anti-inflammatory drugs (NSAIDs), including aspirin, to decrease the chance of developing an NSAID-induced gastric ulcer.

Cytotec should be taken only according to the directions given by a physician.

If the patient has questions about or problems with Cytotec, the physician should be contacted promptly.

**THE PATIENT SHOULD NOT GIVE CYTOTEC TO ANYONE ELSE.** Cytotec has been prescribed for the patient's specific condition, may not be the correct treatment for

another person, and may be dangerous to the other person if she were to become pregnant.

The Cytotec package the patient receives from the pharmacist will include a leaflet containing patient information. The patient should read the leaflet before taking Cytotec and each time the prescription is renewed because the leaflet may have been revised.

Keep Cytotec out of the reach of children.

**SPECIAL NOTE FOR WOMEN: Cytotec may cause birth defects, abortion (sometimes incomplete), premature labor or rupture of the uterus if given to pregnant women.**

Cytotec is available only as a unit-of-use package that includes a leaflet containing patient information. See *Patient Information* at the end of this labeling.

**Drug interactions:** See *Clinical Pharmacology*. Cytotec has not been shown to interfere with the beneficial effects of aspirin on signs and symptoms of rheumatoid arthritis. Cytotec does not exert clinically significant effects on the absorption, blood levels, and antiplatelet effects of therapeutic doses of aspirin. Cytotec has no clinically significant effect on the kinetics of diclofenac or ibuprofen.

Prostaglandins such as Cytotec may augment the activity of oxytocic agents, especially when given less than 4 hours prior to initiating oxytocin treatment. Concomitant use is not recommended.

**Animal toxicology:** A reversible increase in the number of normal surface gastric epithelial cells occurred in the dog, rat, and mouse. No such increase has been observed in humans administered Cytotec for up to 1 year.

An apparent response of the female mouse to Cytotec in long-term studies at 100 to 1000 times the human dose was hyperostosis, mainly of the medulla of sternbrae. Hyperostosis did not occur in long-term studies in the dog and rat and has not been seen in humans treated with Cytotec.

**Carcinogenesis, mutagenesis, impairment of fertility:** There was no evidence of an effect of Cytotec on tumor occurrence or incidence in rats receiving daily doses up to 150 times the human dose for 24 months. Similarly, there was no effect of Cytotec on tumor occurrence or incidence in mice receiving daily doses up to 1000 times the human dose for 21 months. The mutagenic potential of Cytotec was tested in several *in vitro* assays, all of which were negative.

Misoprostol, when administered to breeding male and female rats at doses 6.25 times to 625 times the maximum recommended human therapeutic dose, produced dose-related pre- and post-implantation losses and a significant decrease in the number of live pups

born at the highest dose. These findings suggest the possibility of a general adverse effect on fertility in males and females.

**Pregnancy:**

**Teratogenic effects:** See boxed **WARNINGS**. Congenital anomalies sometimes associated with fetal death have been reported subsequent to the unsuccessful use of misoprostol as an abortifacient, but the drug's teratogenic mechanism has not been demonstrated. Several reports in the literature associate the use of misoprostol during the first trimester of pregnancy with skull defects, cranial nerve palsies, facial malformations, and limb defects.

Cytotec is not fetotoxic or teratogenic in rats and rabbits at doses 625 and 63 times the human dose, respectively.

**Nonteratogenic effects:** See boxed **WARNINGS**. Cytotec may endanger pregnancy (may cause abortion) and thereby cause harm to the fetus when administered to a pregnant woman. Cytotec may produce uterine contractions, uterine bleeding, and expulsion of the products of conception. Abortions caused by Cytotec may be incomplete. If a woman is or becomes pregnant while taking this drug to reduce the risk of NSAID-induced ulcers, the drug should be discontinued and the patient apprised of the potential hazard to the fetus.

**Labor and delivery:** Cytotec can induce or augment uterine contractions. Vaginal administration of Cytotec, outside of its approved indication, has been used as a cervical ripening agent, for the induction of labor and for treatment of serious postpartum hemorrhage in the presence of uterine atony. A major adverse effect of the obstetrical use of Cytotec is uterine tachysystole which may progress to uterine tetany with marked impairment of uteroplacental blood flow, uterine rupture (requiring surgical repair, hysterectomy, and/or salpingo-oophorectomy), or amniotic fluid embolism and lead to adverse fetal heart changes. Uterine activity and fetal status should be monitored by trained obstetrical personnel in a hospital setting.

The risk of uterine rupture associated with misoprostol use in pregnancy increases with advancing gestational ages and prior uterine surgery, including Cesarean delivery. Grand multiparity also appears to be a risk factor for uterine rupture.

The use of Cytotec outside of its approved indication may also be associated with meconium passage, meconium staining of amniotic fluid, and Cesarean delivery. Maternal shock, maternal death, fetal bradycardia, and fetal death have also been reported with the use of misoprostol.

Cytotec should not be used in the third trimester in women with a history of Cesarean section or major uterine surgery because of an increased risk of uterine rupture. Cytotec should not be used in cases where uterotonic drugs are generally contraindicated or where hyperstimulation of the uterus is considered inappropriate, such as cephalopelvic disproportion, grand multiparity, hypertonic or hyperactive uterine patterns, or fetal

distress where delivery is not imminent, or when surgical intervention is more appropriate.

The effect of Cytotec on later growth, development, and functional maturation of the child when Cytotec is used for cervical ripening or induction of labor has not been established. Information on Cytotec's effect on the need for forceps delivery or other intervention is unknown.

The use of Cytotec (misoprostol) for the management of postpartum hemorrhage has been associated with reports of high fevers (greater than 40 degrees Celsius or 104 degrees Fahrenheit), accompanied by autonomic and central nervous system effects, such as tachycardia, disorientation, agitation, and convulsions. These fevers were transient in nature. Supportive therapy should be dictated by the patient's clinical presentation.

**Nursing mothers:** Misoprostol is rapidly metabolized in the mother to misoprostol acid, which is biologically active and is excreted in breast milk. There are no published reports of adverse effects of misoprostol in breast-feeding infants of mothers taking misoprostol. Caution should be exercised when misoprostol is administered to a nursing woman.

**Pediatric use:** Safety and effectiveness of Cytotec in pediatric patients have not been established.

### ADVERSE REACTIONS

The following have been reported as adverse events in subjects receiving Cytotec:

**Gastrointestinal:** In subjects receiving Cytotec 400 or 800 mcg daily in clinical trials, the most frequent gastrointestinal adverse events were diarrhea and abdominal pain. The incidence of diarrhea at 800 mcg in controlled trials in patients on NSAIDs ranged from 14–40% and in all studies (over 5,000 patients) averaged 13%. Abdominal pain occurred in 13–20% of patients in NSAID trials and about 7% in all studies, but there was no consistent difference from placebo.

Diarrhea was dose related and usually developed early in the course of therapy (after 13 days), usually was self-limiting (often resolving after 8 days), but sometimes required discontinuation of Cytotec (2% of the patients). Rare instances of profound diarrhea leading to severe dehydration have been reported. Patients with an underlying condition such as inflammatory bowel disease, or those in whom dehydration, were it to occur, would be dangerous, should be monitored carefully if Cytotec is prescribed. The incidence of diarrhea can be minimized by administering after meals and at bedtime, and by avoiding coadministration of Cytotec with magnesium-containing antacids.

**Gynecological:** Women who received Cytotec during clinical trials reported the following gynecological disorders: spotting (0.7%), cramps (0.6%), hypermenorrhea (0.5%), menstrual disorder (0.3%) and dysmenorrhea (0.1%). Postmenopausal vaginal



bleeding may be related to Cytotec administration. If it occurs, diagnostic workup should be undertaken to rule out gynecological pathology. (See boxed **WARNINGS**.)

**Elderly:** There were no significant differences in the safety profile of Cytotec in approximately 500 ulcer patients who were 65 years of age or older compared with younger patients.

Additional adverse events which were reported are categorized as follows:

**Incidence greater than 1%:** In clinical trials, the following adverse reactions were reported by more than 1% of the subjects receiving Cytotec and may be causally related to the drug: nausea (3.2%), flatulence (2.9%), headache (2.4%), dyspepsia (2.0%), vomiting (1.3%), and constipation (1.1%). However, there were no significant differences between the incidences of these events for Cytotec and placebo.

**Causal relationship unknown:** The following adverse events were infrequently reported. Causal relationships between Cytotec and these events have not been established but cannot be excluded:

*Body as a whole:* aches/pains, asthenia, fatigue, fever, chills, rigors, weight changes.

*Skin:* rash, dermatitis, alopecia, pallor, breast pain.

*Special senses:* abnormal taste, abnormal vision, conjunctivitis, deafness, tinnitus, earache.

*Respiratory:* upper respiratory tract infection, bronchitis, bronchospasm, dyspnea, pneumonia, epistaxis.

*Cardiovascular:* chest pain, edema, diaphoresis, hypotension, hypertension, arrhythmia, phlebitis, increased cardiac enzymes, syncope, myocardial infarction (some fatal), thromboembolic events (e.g., pulmonary embolism, arterial thrombosis, and CVA).

*Gastrointestinal:* GI bleeding, GI inflammation/infection, rectal disorder, abnormal hepatobiliary function, gingivitis, reflux, dysphagia, amylase increase.

*Hypersensitivity:* anaphylactic reaction

*Metabolic:* glycosuria, gout, increased nitrogen, increased alkaline phosphatase.

*Genitourinary:* polyuria, dysuria, hematuria, urinary tract infection.

*Nervous system/Psychiatric:* anxiety, change in appetite, depression, drowsiness, dizziness, thirst, impotence, loss of libido, sweating increase, neuropathy, neurosis, confusion.

*Musculoskeletal:* arthralgia, myalgia, muscle cramps, stiffness, back pain.

*Blood/Coagulation:* anemia, abnormal differential, thrombocytopenia, purpura, ESR increased.

### OVERDOSAGE

The toxic dose of Cytotec in humans has not been determined. Cumulative total daily doses of 1600 mcg have been tolerated, with only symptoms of gastrointestinal discomfort being reported. In animals, the acute toxic effects are diarrhea, gastrointestinal lesions, focal cardiac necrosis, hepatic necrosis, renal tubular necrosis, testicular atrophy, respiratory difficulties, and depression of the central nervous system. Clinical signs that may indicate an overdose are sedation, tremor, convulsions, dyspnea, abdominal pain, diarrhea, fever, palpitations, hypotension, or bradycardia. Symptoms should be treated with supportive therapy.

It is not known if misoprostol acid is dialyzable. However, because misoprostol is metabolized like a fatty acid, it is unlikely that dialysis would be appropriate treatment for overdose.

### DOSAGE AND ADMINISTRATION

The recommended adult oral dose of Cytotec for reducing the risk of NSAID-induced gastric ulcers is 200 mcg four times daily with food. If this dose cannot be tolerated, a dose of 100 mcg can be used. (See *Clinical Pharmacology: Clinical studies*.) Cytotec should be taken for the duration of NSAID therapy as prescribed by the physician. Cytotec should be taken with a meal, and the last dose of the day should be at bedtime.

**Renal impairment:** Adjustment of the dosing schedule in renally impaired patients is not routinely needed, but dosage can be reduced if the 200-mcg dose is not tolerated. (See *Clinical Pharmacology*.)

### HOW SUPPLIED

Cytotec 100-mcg tablets are white, round, with SEARLE debossed on one side and 1451 on the other side; supplied as:

<u>NDC Number</u>	<u>Size</u>
0025-1451-60	unit-of-use bottle of 60
0025-1451-20	unit-of-use bottle of 120
0025-1451-34	carton of 100 unit dose

Cytotec 200-mcg tablets are white, hexagonal, with SEARLE debossed above and 1461 debossed below the line on one side and a double stomach debossed on the other side; supplied as:

<u>NDC Number</u>	<u>Size</u>
0025-1461-60	unit-of-use bottle of 60
0025-1461-31	unit-of-use bottle of 100



0025-1461-34 carton of 100 unit dose

Store at or below 25°C (77°F), in a dry area.

This product's label may have been updated. For current full prescribing information, please visit [www.pfizer.com](http://www.pfizer.com).



LAB-0170-7.0  
Revised February 2018

## PATIENT INFORMATION

Read this leaflet before taking Cytotec<sup>®</sup> (misoprostol) and each time your prescription is renewed, because the leaflet may be changed.

Cytotec (misoprostol) is being prescribed by your doctor to decrease the chance of getting stomach ulcers related to the arthritis/pain medication that you take.

Do not take Cytotec to reduce the risk of NSAID-induced ulcers if you are pregnant. (See boxed **WARNINGS**.) Cytotec can cause abortion (sometimes incomplete which could lead to dangerous bleeding and require hospitalization and surgery), premature birth, or birth defects. It is also important to avoid pregnancy while taking this medication and for at least one month or through one menstrual cycle after you stop taking it. Cytotec may cause the uterus to tear (uterine rupture) during pregnancy. The risk of uterine rupture increases as your pregnancy advances and if you have had surgery on the uterus, such as a Cesarean delivery. Rupture (tearing) of the uterus can result in severe bleeding, hysterectomy, and/or maternal or fetal death.

If you become pregnant during Cytotec therapy, stop taking Cytotec and contact your physician immediately. Remember that even if you are on a means of birth control it is still possible to become pregnant. Should this occur, stop taking Cytotec and contact your physician immediately.

Cytotec may cause diarrhea, abdominal cramping, and/or nausea in some people. In most cases these problems develop during the first few weeks of therapy and stop after about a week. You can minimize possible diarrhea by making sure you take Cytotec with food.

Because these side effects are usually mild to moderate and usually go away in a matter of days, most patients can continue to take Cytotec. If you have prolonged difficulty (more than 8 days), or if you have severe diarrhea, cramping and/or nausea, call your doctor.

Take Cytotec only according to the directions given by your physician.

Do not give Cytotec to anyone else. It has been prescribed for your specific condition, may not be the correct treatment for another person, and would be dangerous if the other person were pregnant.

This information sheet does not cover all possible side effects of Cytotec. This patient information leaflet does not address the side effects of your arthritis/pain medication. See your doctor if you have questions.

Keep out of reach of children.

This product's label may have been updated. For current full prescribing information, please visit [www.pfizer.com](http://www.pfizer.com).



LAB-0172-3.0  
Revised January 2017

# Exhibit 15

Maarit J. Mentula et al., *Immediate adverse events after second trimester medical termination of pregnancy: results of a nationwide registry study*, 26 Hum. Reprod. 927 (2011)

# Immediate adverse events after second trimester medical termination of pregnancy: results of a nationwide registry study

Maarit J. Mentula<sup>1</sup>, Maarit Niinimäki<sup>2</sup>, Satu Suhonen<sup>3</sup>,  
 Elina Hemminki<sup>4</sup>, Mika Gissler<sup>4,5</sup>, and Oskari Heikinheimo<sup>1,\*</sup>

<sup>1</sup>Department of Obstetrics and Gynaecology, Helsinki University Central Hospital, P.O. Box 610, 00029-HUS Helsinki, Finland <sup>2</sup>Department of Obstetrics and Gynaecology, Oulu University Hospital, Oulu, Finland <sup>3</sup>The City of Helsinki Health Care Centre, Unit for Maternity and Child Health Care and Health Promotion, Helsinki, Finland <sup>4</sup>The National Institute for Health and Welfare, Helsinki, Finland <sup>5</sup>The Nordic School of Public Health, Gothenburg, Sweden

\*Correspondence address. Tel: +358-50-4271533; E-mail: oskari.heikinheimo@helsinki.fi

Submitted on August 25, 2010; resubmitted on January 3, 2011; accepted on January 11, 2011

**BACKGROUND:** Increasing gestational age is associated with an increased risk of complications in studies assessing surgical termination of pregnancy (TOP). Medical TOP is widely used during the second trimester and little is known about the frequency of complications. This epidemiological study was undertaken to assess the frequency of adverse events following the second trimester medical TOP and to compare it with that after first trimester medical TOP.

**METHODS:** This register-based cohort study covered 18 248 women who underwent medical TOP in Finland between 1 January 2003 and 31 December 2006. The women were identified from the Abortion Registry. Adverse events related to medical TOP within 6 weeks were obtained from the Hospital Discharge Registry.

**RESULTS:** When compared with first trimester medical TOP, second trimester medical TOP increased the risk of surgical evacuation [Adj. odds ratio (OR) 7.8; 95% confidence interval (CI) 6.8–8.9], especially immediately after fetal expulsion (Adj. OR 15.2; 95% CI 12.8–18.0). The risk of infection was also elevated (Adj. OR 2.1; 95% CI 1.5–2.9). Within the second trimester, increased length of gestation did not influence the risk of surgical evacuation or infection after medical TOP.

**CONCLUSIONS:** Medical TOP during the second trimester is generally safe. Surgical evacuation of the uterus is avoided in about two-thirds of cases, though it is much more common than after first trimester medical TOP. The risks of surgical evacuation and infection do not increase with gestational weeks in the second trimester TOP.

**Key words:** complication / adverse event / second trimester / termination of pregnancy / medical

## Introduction

With an estimated 29 induced abortions per 1000 women aged 15–44 years globally per annum (Sedgh *et al.*, 2007), termination of an unwanted pregnancy is one of the most common gynaecological procedures. In developed countries, legal termination of pregnancy (TOP) is safe (Sedgh *et al.*, 2007), the overall death rate being 10 per 100 000 procedures (Guttmacher Institute, 2009).

While the overall risks are low, increasing gestational age is, nevertheless, associated with an increased risk of complications. For example, from 1988 to 1997 in USA the risk of death increased by 38% for each additional week of gestation (Bartlett *et al.*, 2004).

However, these data are mostly derived from surgical abortion (Guttmacher Institute, 2009). In large studies medical TOP using the combination of mifepristone and misoprostol seems to be more effective in earlier gestation (Ashok *et al.*, 2002, 2004). Up to 9 weeks of gestation the overall rate of complete abortion can be up to 98% with only 2% needing a surgical intervention (Ashok *et al.*, 2002). At 13–21 weeks of gestation the rate of successful abortion has been reported to be as high as 97%, with only 8% needing a surgical intervention (Ashok *et al.*, 2004).

The method of second trimester TOP is still controversial, especially regarding adverse events and complications. Yet studies comparing surgical and medical second trimester TOP are rare and

randomized comparison has proven difficult to carry out (Grimes, 2008; Lohr et al., 2008). In Northern Europe second trimester TOP is largely performed medically, i.e. using a combination of mifepristone and misoprostol (Lohr et al., 2008). Therefore there is a need for an epidemiological study evaluating the effects following the second trimester medical TOP.

The purpose of the present study was to assess the rate of adverse events and complications following the second trimester medical TOP and to compare it with those following the first trimester medical TOP. We focused in particular on haemorrhage, infection and surgical evacuation in cases of incomplete abortion.

## Materials and Methods

We performed a register-based cohort study which included women who underwent medical TOP in Finland between 1 January 2003 and 31 December 2006. We linked three national registries: the study cohort was identified from the Abortion Registry (THL, 2010a) and data on adverse events were obtained from the Hospital Discharge Registry (THL, 2010b) (official name: Care Registry for Health Care Institutions) and the Cause-of-Death Registry of Statistics Finland (Statistic Finland, 2010).

The flow chart (Fig. 1) shows the formation of the cohorts. When a woman had more than one induced abortion during the study period, only the first TOP was included. Altogether, 695 (3.5%) women who underwent medical TOP were excluded from the study. The exclusion criteria were:

- (i) Any other concomitant surgical procedure (laparoscopic sterilization,  $n = 20$ ) performed at the same time.
- (ii) Data could not be linked to hospital registry ( $n = 668$ ), i.e. TOP performed at a private clinic as outpatient care.
- (iii) Other reasons ( $n = 7$ ): one woman with a kidney transplant and immunosuppressive medication, five women with twin pregnancies and one woman with previously diagnosed uterus bicornis.

Data concerning the method of induced abortion was derived from linkage of the Abortion Registry (THL, 2010a) and the Hospital Discharge Registry (THL, 2010b). During 2003–2006 medical TOP was defined in the Abortion Registry as: use of mifepristone alone or in combination with misoprostol or other prostaglandins, or prostaglandins alone. Details of the medical methods used were not available. However, mifepristone became available in Finland in 2000. Finnish national guidelines on TOP were published 25 September 2001 (Finnish Medical Society Duodecim, 2007). This guideline recommends a medical abortion regimen of 200 mg mifepristone orally followed by vaginal administration of 0.4–0.8 mg misoprostol. For second trimester TOP, the procedure is performed in a hospital setting and misoprostol doses (0.4 mg) are repeated every 3–4 h up to five times per day until abortion. Routine sonographic evaluation is not recommended following abortion. The decision to perform surgical evacuation is made on clinical grounds, i.e. in cases of heavy bleeding or retained placenta. Taking this into consideration, the years 2003–2006 were selected for analysis as to the best of our knowledge during this time period the medical TOP at all durations of gestation were performed using the combination of mifepristone and misoprostol throughout Finland.

Participants were divided into two groups according to the weeks of gestation at the time of TOP. First trimester was defined as gestational weeks up to 12 (84 days of amenorrhea) and second trimester as gestational weeks 13–24 (85–168 days of amenorrhea). This division was derived from Finnish legislation on induced abortion (FINLEX, 1970) as

well as from national guidelines on TOP (Finnish Medical Society Duodecim, 2007). Data on background characteristics (age, previous pregnancies, socioeconomic and marital status, duration of gestation, year, indication for TOP, place of residence) were identified from the Abortion Registry (THL, 2010a). Women undergoing TOP for fetal indications, i.e. suspected or confirmed fetal anomalies or abnormalities (12 women, i.e. 0.07% during the first trimester and 844 women, i.e. 42% during the second trimester) were excluded. The final diagnosis of the fetal indication was not available and as the effect of fetal abnormalities on the adverse events or complications could not be assessed these pregnancies were excluded from the study analysis.

TOP is allowed in Finland up to 20 weeks of gestation (140 days of amenorrhea) or up to 24 weeks of gestation (168 days of amenorrhea) in cases of a confirmed medical condition of the fetus (FINLEX, 1970). Approval with a legal indication for TOP is needed, though the legislation is interpreted liberally. The indications can be grouped as medical (women's or fetal health), ethical (e.g. rape) and social reasons. Social reasons include pregnancy and childbirth being an unbearable burden to a woman, age under 17 or over 40 years, and 4 or more deliveries. The approval for TOP has to be applied for from The National Supervisory Authority for Welfare and Health (Valvira, 2010) for all terminations because of congenital anomalies or if gestational weeks are over 12.

The follow-up time after TOP was 6 weeks (42 days). From the registries described above, we retrieved information on the diagnoses, based on ICD-10, the International Statistical Classification of Disease (2010) and operation codes based on the Nordic Classification of Surgical Procedures (2010) concerning all hospital-inpatient episodes (all hospitals) and outpatient visits (all public hospitals) within the follow-up period. Diagnoses and codes were evaluated to select those considered to be of clinical importance and related to TOP.

Complications were divided into following outcomes:

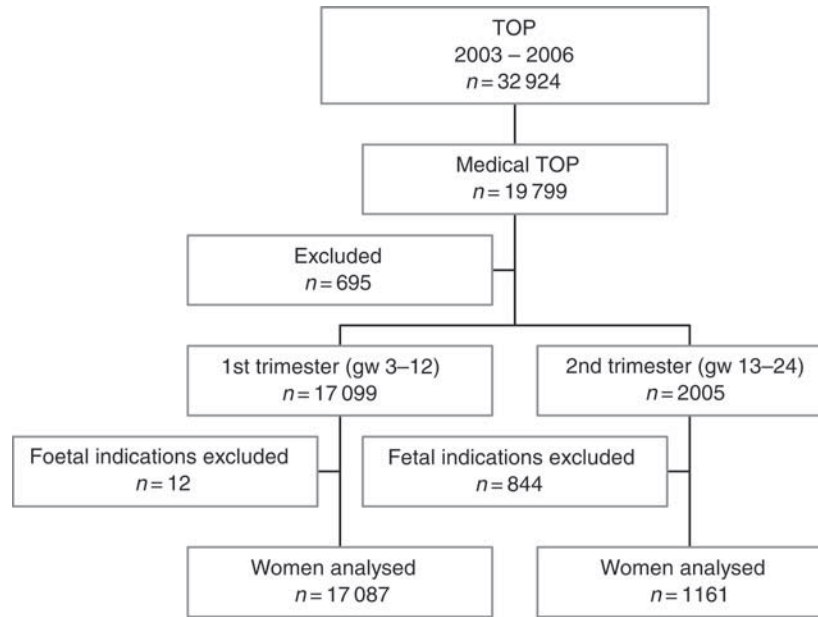
- (i) Haemorrhage (any reported haemorrhages).
- (ii) Infection (pelvic inflammatory disease, endometritis, cervicitis, wound infections, pyrexia of unknown origin, urinary tract infections and septicemia).
- (iii) Incomplete abortion (surgical evacuations or any reported incomplete abortion). Surgical evacuation was divided into three outcomes: total (all patients undergoing evacuation), evacuation at the time of TOP (i.e. following fetal expulsion and during the first stay at the hospital) and evacuation during follow-up (i.e. after the first hospital stay).

Some rare complications were considered as severe complications. They were:

- (i) Injuries or other reasons for surgical procedures (all injuries, cervical laceration, uterine perforation, all surgical interventions during the time of follow-up).
- (ii) Thromboembolic disease (pulmonary embolism, deep vein thrombosis).
- (iii) Death (death from any cause, pregnancy-related death according to the World Health Organization definition).

This classification was based on that reported in the Joint Study of the Royal College of General Practitioners and the Royal College of Obstetricians and Gynaecologists (Davies et al., 2004) and further modified for our study.

This study was approved by the Ministry of Social Affairs and Health as required for registry-based studies in Finland. Statistics Finland also gave their permission to use confidential personal-level data from the death registry. The Data Protection Ombudsman was notified regarding data linkage before the analyses, as required by the national data-protection legislation.



**Figure 1** Flow chart detailing the study cohorts. Gw, gestational weeks.

All personal-level data that could be used to identify individuals was removed before the actual analysis was started.

## Statistical analysis

Statistical analyses were performed using Predictive Analysis Software (PASW) 18.0 for Mac (SPSS Inc., Chicago, IL, USA). Differences in continuous variables were analysed with Mann–Whitney *U*-test for skewed data and data were presented as median and interquartile range (IQR). The  $\chi^2$  test or Fisher's exact test were used as appropriate for independent nominal data. The level of statistical significance was  $P < 0.05$ . In the analysis of surgical evacuation percentages during the observed time, 95% confidence interval (CI) for percentage was presented. Binary logistic regression models were used to adjust for differences in the background characteristics in comparison of the first and second trimester TOP. The background characteristics that differed statistically significantly between the groups were entered in the analysis. Estimated risks are presented as odds ratios (OR) with 95% CIs.

## Results

The observed cohort consisted of 18 248 women who underwent medical TOP between 2003 and 2006, 94% during the first trimester and 6% during the second trimester. During that period 57 and 95% of all terminations of pregnancy were performed medically in the first and second trimester, respectively.

The duration of gestation [median (IQR)] was 7 weeks (7–8) during the first trimester and 15 weeks (14–17) during the second trimester. Table 1 shows the demographics of the study groups. Compared with the first trimester cohort, women undergoing medical TOP during the second trimester were younger, more often single or cohabiting and less often married. They were also more often of lower socioeconomic status and had had fewer previous deliveries. In the second trimester, the indication for medical TOP was more often age under 17

years, unknown or due to woman's health issues and less often social (i.e. continuation of pregnancy, and subsequent childbirth forming an unbearable burden to the woman) than for the first trimester medical TOP.

The main adverse events and complications (haemorrhage, infection, incomplete abortion, i.e. of the requirement for surgical evacuation) are shown in Table II. Medical second trimester TOP increased the risk of surgical evacuation, especially immediately after expulsion of the fetus when compared with the first trimester medical TOP. Second trimester medical TOP was also associated with a higher risk of infection. The risk of haemorrhage was lower during and after second trimester TOP, except in cases when surgical evacuation of residual tissue was needed.

Medical TOP was followed by 23 (0.13%) surgical procedures other than evacuation, i.e. severe complications. Of these, 20 (0.12%) occurred after first trimester medical TOP and 3 (0.26%) after second trimester medical TOP ( $P < 0.2$ ). First trimester medical TOP was followed by a laparoscopic saturation of the uterus in three cases and 17 other repairing operations and second trimester medical TOP was followed by one abdominal hysterectomy, one saturation of the cervix and one other repair operation. There were no thromboembolic diseases during follow-up. There were no deaths as a result of TOP during the study period.

The effect of increasing gestation on the surgical evacuation, infection and haemorrhage was evaluated. The overall incidence of surgical evacuation following medical TOP was 9.9% (95% CI 9.5–10.3). The percentages of surgical evacuation compared with increasing gestation are shown in Fig. 2. The need for surgical evacuation increased as gestational weeks increased beyond 11. The overall incidence of infection following medical TOP was 2.1% (95% CI 0.8–3.9). The percentages of infection compared with increasing gestation are shown in Fig. 3. The risk of infection increased with increasing gestation. The



**Table 1** Demographics of the women undergoing medical TOP in 2003–2006.

	First trimester (n = 17087)	Second trimester (n = 1161)	P-value
Age (years)	25 (20–32)	22 (18–30)	<0.001
Marital status			
Married	3235 (18.9)	119 (10.2)	<0.001
Cohabiting	2843 (16.6)	222 (19.1)	0.03
Single	11009 (64.4)	820 (70.6)	<0.001
Residence			
Urban	12379 (72.4)	853 (73.5)	0.5
Densely populated	2494 (14.6)	155 (13.4)	0.2
Rural	2214 (13.0)	153 (13.2)	0.8
Socioeconomic status			
Upper white-collar workers	1010 (5.9)	27 (2.3)	<0.001
Lower white-collar workers	3299 (19.3)	159 (13.7)	<0.001
Blue-collar workers	2214 (13.0)	148 (12.7)	0.8
Students	5895 (34.5)	400 (34.5)	0.97
Others	1086 (6.4)	80 (6.9)	0.5
Unknown	3583 (21.0)	347 (29.9)	<0.001
Previous deliveries	7478 (43.8)	416 (35.8)	<0.001
Previous miscarriage	2164 (12.7)	152 (13.1)	0.7
Previous TOP	2664 (15.6)	184 (15.8)	0.8
Current TOP			
Year of TOP			
2003	3691 (21.6)	265 (22.8)	0.3
2004	4270 (25.0)	314 (27.0)	0.1
2005	4553 (26.6)	295 (25.4)	0.4
2006	4573 (26.8)	287 (24.7)	0.1
Indication for TOP			
Woman's health	46 (0.3)	13 (1.1)	<0.001
Social	15317 (89.6)	914 (78.7)	<0.001
Ethical	6 (<0.1)	0	0.7
Age < 17	1035 (6.1)	160 (13.8)	<0.001
Age ≥ 40	417 (2.4)	27 (2.3)	0.8
≥ 4 deliveries	219 (1.3)	18 (1.6)	0.4
Unknown	47 (0.3)	29 (2.5)	<0.001

Data shown as numbers (percentages) or median (IQR, interquartile range).

overall incidence of haemorrhage following medical TOP was 16.9% (95% CI 15.6–18.2). The risk of haemorrhage varied according to gestation.

## Discussion

We found that in comparison with the first trimester medical TOP, second trimester medical TOP was associated with an increased risk of surgical evacuation and infection. However, serious complications that need surgical repair after medical TOP and medical second trimester TOP were rare 0.1 and 0.3%, i.e. 1 and 3 per 1000 procedures, respectively. The present results also confirm that in Finland second trimester TOP (i.e. during gestational Weeks 13–24) is mostly (95%) performed medically.

This nationwide retrospective cohort study gives information about the contemporary use of medical abortion in non-selected material. It was derived from a registry, the coverage of which is almost 100% (Gissler et al., 1996). In addition, the hospital registry data for in-patient care, the provision of which is mandatory, was available from all hospitals and out-patient care data were available from all public hospitals, adding to the information value of the study. There were, however, differences in coding treatments (Nordic Centre for Classifications in Health Care, 2010) and diagnoses (International Statistical Classification of Diseases, 2010) among Finnish hospitals. Thus, the severity of reported adverse events may vary considerably. Moreover, while the registry differentiates between medical and surgical TOP, the database does not provide precise information on the medication used to perform TOP. We therefore restricted our analysis to years 2003–2006, during

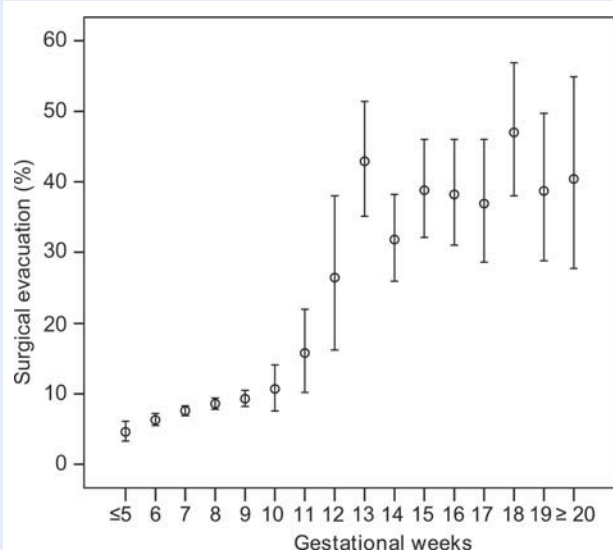


**Table II Adverse events and complications among women undergoing TOP between 2003 and 2006.**

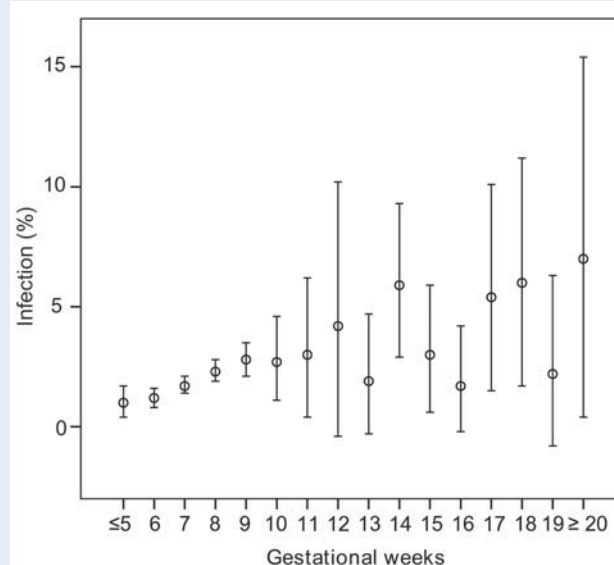
	First trimester (n = 17 087)	Second trimester (n = 1161)	OR (95% CI)	P-value	Adj. OR <sup>a</sup>	P-value
Adverse event						
1. Surgical evacuation (total)	1357 (7.9)	447 (38.5)	7.3 (6.4–8.3)	<0.001	7.8 (6.8–8.9)	<0.001
At the time of TOP	396 (2.3)	306 (26.4)	15.1 (12.8–17.8)	<0.001	15.2 (12.8–18.0)	<0.001
During follow-up	961 (5.6)	141 (12.1)	2.3 (1.9–2.8)	<0.001	2.5 (2.1–3.1)	<0.001
2. Haemorrhage (total)	2937 (17.2)	167 (14.4)	0.8 (0.7–0.96)	0.01	0.8 (0.7–0.98)	0.03
Haemorrhage with surgical evacuation	541 (3.2)	96 (8.3)	2.8 (2.2–3.5)	<0.001	3.1 (2.4–3.9)	<0.001
3. Infection (total)	330 (1.9)	46 (4.0)	2.1 (1.5–2.9)	<0.001	2.1 (1.5–2.9)	<0.001
Infection with surgical evacuation	138 (0.8)	28 (2.4)	3.0 (2.0–4.6)	<0.001	3.3 (2.2–5.0)	<0.001

Data are shown as n (%).

<sup>a</sup>First trimester cohort was used as a reference adjusted for age, marital status, socio-economic status, previous deliveries and indication for TOP.



**Figure 2** Percentage of surgical evacuation in relation to duration of gestation following medical TOP in 2003–2006. Bars represent 95% CI for percentage.



**Figure 3** Percentage of infection in relation to duration of gestation following medical TOP in 2003–2006. Bars represent 95% CI for percentage.

which medical TOP using mifepristone and misoprostol was widespread throughout the country (THL, 2010a).

The rate of surgical evacuation associated with second trimester medical TOP was high (39%) in the present study. A potential explanation is that these data are derived from hospitals treating <200 second trimester terminations of pregnancy per year with all doctors performing the treatments. This may lead to unnecessary surgical treatments. Further, surgical evacuation of the uterus quickly after expulsion of the fetus was more or less routine until year 2000. For example, we published surgical evacuation percentages of 45–64% associated with second trimester medical TOP performed with mifepristone and misoprostol in 2001 (Heikinheimo *et al.*, 2004). Nevertheless, it will be interesting to see if the low rates in surgical

evacuation (8%: Ashok *et al.*, 2004) following medical second trimester TOP, reported from centres with extensive experience with medical methods, can also be reached at a national level.

Reassuringly, the incidence of infection leading to a hospital visit (4%) following medical second trimester TOP in this nationwide study was similar to that 3% reported earlier (Ashok *et al.*, 2004; Lohr *et al.*, 2008). Moreover, the risk of infection was largely associated with evacuation of residual tissue.

It is interesting to note that the incidence of reported haemorrhage was lower during the second trimester TOP when compared with that of the first trimester. However, if haemorrhage occurred, it resulted in surgical intervention in more than half of the cases during the second trimester and in less than one-fifth of the cases during the first trimester.

Also the need of surgical evacuation of residual tissue seemed to occur earlier following second than first trimester TOP. It may be speculated that the lower rate of haemorrhage seen after the second trimester TOP is due to the fact that these women are managed at the hospital and also undergo surgical evacuation more often. Thus, the lower incidence of reported haemorrhage following the second trimester TOP may be more due to different management than to a biological difference(s) between the first and second trimester TOP.

The optimal method for second trimester TOP continues to be debated, as medical second trimester TOP with mifepristone and misoprostol is associated with higher overall rate of adverse events and complications when compared with dilatation and evacuation (Grimes, 2008; Lohr et al., 2008). However, TOP performed with mifepristone and misoprostol during gestational Weeks 13–24 has been shown to be effective and acceptable (Ashok et al., 2004; Lohr et al., 2008). The safety of surgical TOP at more than 15 weeks of gestation depends on the skills of the practitioners (Grimes, 2008; Lohr et al., 2008). As the medical method for TOP is less dependent on the skills of doctors, it might be the preferred method in some health care settings.

We conclude that in comparison with medical TOP performed during the first trimester, medical second trimester TOP was associated with increased frequency of adverse events, most of which are minor. However, the risks of surgical evacuation or infection did not increase with increasing gestation duration in the second trimester. These data encourage further development and use of medical methods for second trimester TOP.

## Authors' roles

All authors have equally participated in the planning of the study, analysis of the data and preparing of the manuscript.

## Funding

This study was supported by Helsinki University Central Hospital Research funds.

## References

Ashok PW, Templeton A, Wagaarachchi PT, Flett GM. Factors affecting the outcome of early medical abortion: a review of 4132 consecutive cases. *BJOG* 2002;**109**:1281–1289.

Ashok PW, Templeton A, Wagaarachchi PT, Flett GM. Midtrimester medical termination of pregnancy: a review of 1002 consecutive cases. *Contraception* 2004;**69**:51–58.

Bartlett LA, Berg CJ, Shulman HB, Zane SB, Green CA, Whitehead S, Atrash HK. Risk factors for legal induced abortion-related mortality in the United States. *Obstet gynecol* 2004;**103**:729–737.

Davies M, Anderson R, Belfield T, Dhillon C. The care of women requesting induced abortion. 2004. Available at: <http://www.rcog.org.uk/womens-health/clinical-guidance/care-women-requesting-induced-abortion>.

FINLEX. 1970. FINLEX® - Ajantasainen lainsäädäntö: 24.3.1970/239. Available at: <http://www.finlex.fi/fi/laki/ajantasa/1970/19700239> (14 December 2010, date last accessed).

Finnish Medical Society Duodecim. 2007. [www.kaypahoito.fi](http://www.kaypahoito.fi) - Suositukset. Available at: <http://www.kaypahoito.fi/web/kh/suositukset/naytaartikkeli/tunnus/hoi27050>. (14 December 2010, date last accessed).

Gissler M, Ulander VM, Hemminki E, Rasimus A. Declining induced abortion rate in Finland: data quality of the Finnish abortion register. *Int J Epidemiol* 1996;**25**:376–380.

Grimes D. The choice of second trimester abortion method: evolution, evidence and ethics. *Reprod Health Matters* 2008;**16**:183–188.

Guttmacher Institute. 2009. Facts on Induced Abortion Worldwide. Guttmacher Institute, 1–2. Available at: [http://www.guttmacher.org/pubs/fb\\_IAW.html](http://www.guttmacher.org/pubs/fb_IAW.html). (14 December 2010, date last accessed).

Heikinheimo O, Suhonen S, Haukkamaa M. One- and 2-day mifepristone-misoprostol intervals are both effective in medical termination of second-trimester pregnancy. *Reprod Biomed Online* 2004;**8**:236–239.

International Statistical Classification of Diseases. 2010. ICD-10: Available at: <http://apps.who.int/classifications/apps/icd/icd10online/>. (14 December 2010, date last accessed).

Lohr PA, Hayes JL, Gemzell-Danielsson K. Surgical versus medical methods for second trimester induced abortion. *Cochrane database of systematic reviews (Online)* 2008;CD006714, doi:10.1002/14651858.CD006714.pub2.

Nordic Centre for Classifications in Health Care. 2010. Available at: [http://www.helsedirektoratet.no/nordclass\\_english](http://www.helsedirektoratet.no/nordclass_english). (14 December 2010, date last accessed).

Sedgh G, Henshaw S, Singh S, Ahman E, Shah IH. Induced abortion: estimated rates and trends worldwide. *Lancet* 2007;**370**:1338–1345.

Statistic Finland. 2010. Tilastokeskus - Statistikcentralen - Statistics Finland. Available at: [http://www.stat.fi/index\\_en.html](http://www.stat.fi/index_en.html) (14 December 2010, date last accessed).

THL. 2010a. Induced abortions - Reproduction - Statistics by themes - Stakes. Available at: <http://www.stakes.fi/EN/tilastot/statisticsbytopic/reproduction/abortions.htm> (14 December 2010, date last accessed).

THL. 2010b. institutionalhealthcare. Available at: <http://www.stakes.fi/EN/tilastot/statisticsbytopic/healthservices/institutionalhealthcare.htm> (14 December 2010, date last accessed).

Valvira. 2010. Valvira.fi. Available at: <http://www.valvira.fi/en/> (14 December 2010, date last accessed).

# Exhibit 16

Maarit Niinimäki et al., *Immediate Complications After Medical Compared With Surgical Termination of Pregnancy*, 114 *Obstetrics & Gynecology* 795 (2009)

# Immediate Complications After Medical Compared With Surgical Termination of Pregnancy

Maarit Niinimäki, MD, Anneli Pouta, MD, PhD, Aini Bloigu, Mika Gissler, BSc, PhD, Elina Hemminki, MD, PhD, Satu Suhonen, MD, PhD, and Oskari Heikinheimo, MD, PhD

**OBJECTIVE:** To estimate the immediate adverse events and safety of medical compared with surgical abortion using high-quality registry data.

**METHODS:** All women in Finland undergoing induced abortion from 2000–2006 with a gestational duration of 63 days or less ( $n=42,619$ ) were followed up until 42 days postabortion using national health registries. The incidence and risk factors of adverse events after medical ( $n=22,368$ ) and surgical ( $n=20,251$ ) abortion were compared. Univariable and multivariable association models were used to analyze the risk of the three main complications (hemorrhage, infection, and incomplete abortion) and surgical (re)evacuation.

**RESULTS:** The overall incidence of adverse events was fourfold higher in the medical compared with surgical abortion cohort (20.0% compared with 5.6%,  $P<.001$ ). Hemorrhage (15.6% compared with 2.1%,  $P<.001$ ) and incomplete abortion (6.7% compared with 1.6%,  $P<.001$ )

were more common after medical abortion. The rate of surgical (re)evacuation was 5.9% after medical abortion and 1.8% after surgical abortion ( $P<.001$ ). Although rare, injuries requiring operative treatment or operative complications occurred more often with surgical termination of pregnancy (0.6% compared with 0.03%,  $P<.001$ ). No differences were noted in the incidence of infections (1.7% compared with 1.7%,  $P=.85$ ), thromboembolic disease, psychiatric morbidity, or death.

**CONCLUSION:** Both methods of abortion are generally safe, but medical termination is associated with a higher incidence of adverse events. These observations are relevant when counseling women seeking early abortion. (*Obstet Gynecol* 2009;114:795–804)

**LEVEL OF EVIDENCE:** II

Termination of pregnancy is one of the most common gynecologic procedures. For instance, in the United States, nearly half of pregnancies are unintended,<sup>1</sup> and 22% of all pregnancies (excluding miscarriages) end in termination.<sup>2</sup> Abortion practices have changed dramatically in recent years since the medical method with antiprogesterin mifepristone and prostaglandins was introduced. For example, in 2007 in Finland 64%,<sup>3</sup> in Sweden 61%,<sup>4</sup> and in the United Kingdom 35%<sup>5</sup> of all abortions were performed using the medical method. Thus, the safety of induced abortion in general, especially that of the medical method, is of great public health interest.

Most previous studies focused on the short-term complications of induced abortion have been small or have not involved comparison of the two dominant methods of abortion (medical and surgical). In a large, register-based study, 5% of the patients had a complication (bleeding, infection, or (re)evacuation) after surgical abortion during a short-term follow-up period of 2 weeks.<sup>6</sup> In a previous meta-analysis in which medical and surgical termination of pregnancy in the

From the Department of Obstetrics and Gynecology, Oulu University Hospital, the Graduate School of Circumpolar Wellbeing, Health and Adaptation, and the National Institute for Health and Welfare, Oulu, Finland; and the National Institute for Health and Welfare and the Nordic School of Public Health, the Department of Obstetrics and Gynecology, Helsinki University Central Hospital, Helsinki, Finland.

Funded by Helsinki University Central Hospital (Drs. Suhonen and Heikinheimo), University Hospital of Oulu (Dr. Niinimäki), and The Finnish Cultural Foundation (Dr. Niinimäki).

The authors thank Matti Kesti for his help with computation.

Corresponding author: Dr. Oskari Heikinheimo, Dept Ob&Gyn, Helsinki University Central Hospital, P.O. Box 140, 00029-HUS, Helsinki, Finland; e-mail: oskari.heikinheimo@helsinki.fi.

## Financial Disclosure

Dr. Suhonen has lectured at meetings organized by Schering Plough (Helsinki, Finland). Dr. Heikinheimo has been a paid consultant and lecturer for Bayer Schering Pharma AG (Berlin, Germany) and for Schering-Plough (Helsinki, Finland). He also belongs to both the international and Finnish advisory boards for Bayer Schering Pharma. The other authors did not disclose any potential conflicts of interest.

© 2009 by The American College of Obstetricians and Gynecologists. Published by Lippincott Williams & Wilkins.

ISSN: 0029-7844/09



first trimester were compared, no differences in pelvic infection or ongoing pregnancies were noted between the methods. Evidence of different rates of other potential side effects or complications between the two abortion techniques could not be confirmed because the trials included were small.<sup>7</sup>

Only a few randomized controlled trials have been performed to compare success rates and complications between medical and surgical abortion.<sup>8–10</sup> In a previous, partly randomized study, no difference in the number of complications was noted. Although the rate of complete abortion was significantly higher in the surgical group (98% compared with 94%), the surgically treated women had a higher incidence of antibiotic treatment than did those undergoing medical abortion.<sup>8</sup> In another randomized controlled trial, complete abortion without a second procedure occurred in 98% of cases after surgical abortion and in 95% after medical abortion. Moreover, no differences in the rates of major complications were observed.<sup>11</sup>

The purpose of the present study was to compare medical and surgical abortion in regard to the incidence and risk factors of immediate (ie, within 42 days after termination of pregnancy) adverse events and complications in a large nationwide cohort. A nationwide cohort with high-quality data derived from national health registries offers the possibility to estimate extensively the risk of adverse events associated with the two methods of early termination of pregnancy. Using this same cohort, we recently reported that the risk of repeat abortion after medical compared with surgical termination of pregnancy depends on various sociodemographic factors but not on the method of abortion.<sup>12</sup>

## MATERIALS AND METHODS

This was a cohort study including all women undergoing termination of pregnancy in Finland between January 1, 2000, and December 31, 2006. According to the current law on induced abortions, women need permission with legal indication for termination of pregnancy, but the legislation is interpreted liberally. The Finnish legislation on induced abortion<sup>13</sup> was summarized in our recent study.<sup>12</sup>

The present study was conducted after receiving approval from the ethics committee of the Northern Ostrobothnia Hospital District. The Ministry of Social Affairs and Health and Statistics Finland gave their permission to use the confidential personal-level data from the registries. The Data Protection Ombudsman was notified regarding the data linkage before the analyses as required by the national data-protection legislation.

All women who underwent induced abortion by either medical or surgical methods at a gestational age of 63 days or less were included. The duration of gestation was limited to 63 days because, during the study period of 2000–2006, medical abortions, for the most part, were performed only up to that time.<sup>14</sup> The time of follow-up after abortion was 42 days (6 weeks). Medical abortion was defined as the use of mifepristone alone or in combination with misoprostol or other prostaglandins. Surgical abortion included induced abortions with dilation and curettage or vacuum aspiration. The participants were divided into two arms of the study according to the primary abortion method. For women having more than one abortion, only the first termination of pregnancy during the study period was included.

The study was based on three national registries: the Abortion Registry,<sup>3</sup> the Care Registry for Health Institutions (later renamed the Hospital Registry)<sup>15</sup> compiled by the National Institute for Health and Welfare, and the Cause-of-Death Registry of Statistics Finland.<sup>16</sup> The study participants were selected from the Abortion Registry as described in our previous study,<sup>12</sup> after which the other registries were linked with the cohort.

We linked information on the study participants in the Hospital Registry concerning all hospital-inpatient episodes (all hospitals) and outpatient visits (public hospitals) within 42 days after termination of pregnancy to analyze complications related to induced abortion. All of the diagnoses (based on the International Classification of Diseases [ICD]-10, International Statistical Classification of Diseases and Related Health Problems<sup>17</sup>) and codes for surgical procedures (based on the Nordic Classification of Surgical Procedures<sup>18</sup>) found in the cohort were evaluated to select those considered to be of clinical importance.

Complications were divided into seven categories: 1) hemorrhage (all reported hemorrhages), 2) postabortal infections (pelvic inflammatory disease, endometritis, cervicitis, wound infections, pyrexia of unknown origin, urinary tract infections, and septicemia), 3) incomplete abortion (surgical [re]evacuation, any reported incomplete abortion), 4) injuries or other reasons for surgical operation (all injuries, cervical laceration, uterine perforation, all surgical interventions during the time of follow-up), 5) thromboembolic disease (pulmonary embolism, deep vein thrombosis), 6) psychiatric morbidity (depression, intoxication, psychoses) and 7) death (death from any cause, pregnancy-related death according to the World Health Organization definition). The classification was based on that reported in the Joint Study of





the Royal College of General Practitioners and the Royal College of Obstetricians and Gynaecologists<sup>19</sup> and modified for the present study.

The Cause-of-Death Register kept by Statistics Finland contains data from death certificates and includes all deaths of Finnish citizens and permanent residents in Finland classified according to ICD-10 codes.<sup>20</sup> All of the early deaths (within 42 days of termination of pregnancy) were classified as direct, indirect, or unrelated. This classification was based on that in an earlier study by Deneux-Tharaux et al.<sup>21</sup>

Differences between the groups were assessed using Student's *t*-test for continuous variables and the  $\chi^2$  test for categorical variables. Logistic regression analyses were performed to adjust for the differences in background characteristics in the comparisons of medical and surgical abortions. Furthermore, logistic regression was used to identify risk factors for complications. Variables that showed statistically significant associations with complications in univariable analysis were further entered in multivariable analysis. The estimated risks are presented as odds ratios with 95% confidence intervals. The statistical analyses were performed by using SPSS 16.0 for Windows (SPSS Inc., Chicago, IL).

## RESULTS

The total number of women in the cohort was 42,619. Of these, 22,368 had primary medical and 20,251 primary surgical termination of pregnancy. The characteristics of the women in the cohort are presented in Table 1. The women in the medical-abortion cohort were somewhat younger and more often primigravid, nulliparous, and single. The most notable difference between the groups was the shorter duration of gestation in the cohort undergoing medical abortion; surgical abortions in Finland usually are performed after the 6th week of gestation.

The incidence of various adverse events and complications is shown in Table 2. The most common adverse events were hemorrhage and incomplete abortion, both of which were more common in the medical group. The incidence of infection did not differ between the groups. Injuries requiring operation were rare but were more common in the surgical group. No differences between the two groups were noted in the incidence of thromboembolic disease, psychiatric morbidity, or death, partly because the overall incidence of these events was low. All of the deaths were unrelated to pregnancy: suicide ( $n=3$ ),

homicide ( $n=1$ ), subarachnoid hemorrhage ( $n=1$ ), and traffic accident ( $n=1$ ).

When comparing the numbers of women with adverse events or complications, the difference between the two groups was notable: 20% of women in the medical-abortion group and 5.6% of women in the surgical-abortion group had at least one type of adverse event. When looking at the number of complications per patient, there were fewer multiple complications after surgical abortion (Table 2).

We also analyzed the three most common complications in relation to the duration of gestation (Fig. 1). In the medical-abortion cohort, the proportion of women with hemorrhage decreased with advancing duration of gestation; with surgical abortion it increased, albeit not significantly. In both groups, the incidence of infection and incomplete abortion increased with advancing duration of gestation.

Univariable and multivariable analyses were performed concerning the risk factors for three major classes of complications (hemorrhage, infection, and incomplete abortion) and for surgical (re)evacuation, separately for the medical and surgical abortion cohorts (Table 3), and for the whole cohort combined (Fig. 2). In multivariable analysis, the risk of hemorrhage after medical abortion was increased in the age group of 20–24 years, among parous women, among those of lower socioeconomic status, and among those living in densely populated or rural areas. The risk decreased with advancing duration of gestation. After surgical termination of pregnancy, an increased risk of hemorrhage was seen in the age groups of 20–24, 25–29, 30–34, and 35–39 years when compared with women younger than 20 years. A rural type of residence was associated with a decreased risk of hemorrhage.

Multivariable analysis revealed an increased risk of infection after medical abortion in the age group of 20–24 years and with advanced duration of gestation of 50–56 and 57–63 days. After surgical abortion, an increased risk of infection was found in the age group of 20–24 years, with increasing duration of gestation, and among women of lower socioeconomic class. A decreased risk of infection was associated with parity and with women living in densely populated or rural areas.

The risk factors associated with incomplete medical abortion were age of 20–24 years, parity, previous abortion, being single, living in a densely populated or rural area, and advanced duration of gestation. The risk of experiencing incomplete surgical abortion was associated with previous abortion, cohabiting or being single, and with a duration of gestation of 57–63 days.

In multivariable analysis, the risk of bleeding was almost eightfold higher, the risk of incomplete abor-



**Table 1. Characteristics of the Participants Included in the Study**

	Medical Abortion (n=22,368)	Surgical Abortion (n=20,251)	P
Age (y)			
Median (mean)	25.0 (26.3)	26.0 (27.3)	<.001
95% confidence interval	26.2–26.4	27.2–27.4	
Age category (y)			
Younger than 20	5,058 (22.6)	4,352 (21.5)	<.001
20–24	5,665 (25.3)	4,337 (21.4)	
25–29	4,098 (18.3)	3,442 (17.0)	
30–34	3,406 (15.2)	3,393 (16.8)	
35–39	2,934 (13.1)	3,130 (15.5)	
40 or older	1,207 (5.4)	1,596 (7.9)	
Parity			
0	12,819 (57.3)	10,171 (50.2)	<.001
1	3,444 (15.4)	3,384 (16.7)	
2	3,897 (17.4)	4,125 (20.4)	
3 or more	2,207 (9.9)	2,570 (12.7)	
Previous abortions			
0	18,626 (83.3)	15,461 (76.4)	<.001
1	2,856 (12.8)	3,471 (17.1)	
2	664 (3.0)	927 (4.6)	
3 or more	221 (1.0)	390 (1.9)	
Marital status			
Married	4,350 (19.5)	4,718 (23.3)	<.001
Cohabiting	3,592 (16.1)	3,113 (15.4)	
Single	14,394 (64.4)	12,412 (61.3)	
Social status			
Upper white-collar worker	1,595 (7.1)	1,497 (7.4)	<.001
Lower white-collar worker	4,799 (21.5)	4,794 (23.7)	
Blue-collar worker	2,691 (12.0)	3,060 (15.1)	
Student	7,598 (34.0)	5,990 (29.6)	
Other	1,072 (4.8)	1,386 (6.8)	
Unknown	4,613 (20.6)	3,524 (17.4)	
Type of residence			
Urban	16,668 (74.5)	15,118 (74.7)	<.001
Densely populated area	2,788 (12.5)	2,286 (11.3)	
Rural	2,912 (13.0)	2,847 (14.1)	
Indication for abortion			
Social reasons	19,691 (88.0)	17,175 (84.8)	<.001
Age 17 y or younger	1,507 (6.7)	1,459 (7.2)	
Age 40 y or older	754 (3.4)	1,076 (5.3)	
Four children or more	366 (1.6)	457 (2.3)	
Other	50 (0.2)	84 (0.4)	
Duration of gestation (d)			<.001
42 or fewer	6,012 (26.9)	1,895 (9.4)	
43–49	7,355 (32.9)	4,724 (23.3)	
50–56	6,014 (26.9)	7,033 (34.7)	
57–63	2,987 (13.4)	6,599 (32.6)	

Data are n (%) unless otherwise specified.

tion was fivefold higher, and the risk of (re)evacuation was twofold higher after medical abortion compared with surgical abortion. The risk of infection, as derived from univariable analysis, was not associated with the method of abortion.

## DISCUSSION

In the present study, we found that the two methods of pregnancy termination (medical and surgical) are

generally safe. However, the incidence of the two most common adverse events (hemorrhage and incomplete abortion) were notably higher among women undergoing medical abortion, whereas complications requiring surgical treatment, although rare, were more common after surgical abortion. The rates of postabortal infection and serious morbidity (such as thromboembolic events) did not differ between the two groups. There were no pregnancy-related deaths



Table 2. Incidence of Adverse Events in the Cohort

	Medical Abortion (n=22,368)	Surgical Abortion (n=20,251)	P*	Adjusted OR <sup>†</sup> (95% CI)
Hemorrhage	3,487 (15.6)	433 (2.1)	<.001	7.93 (7.15–8.81)
Hemorrhage with surgical (re)evacuation	645 (2.9)	173 (0.9)	<.001	
Infection	383 (1.7)	342 (1.7)	.85	1.15 (0.98–1.34)
Infection with surgical (re)evacuation	172 (0.8)	122 (0.6)	.02	
Incomplete abortion	1,495 (6.7)	323 (1.6)	<.001	5.37 (4.49–6.28)
Incomplete abortion with surgical (re)evacuation	1,320 (5.9)	77 (0.4)	<.001	
Injury	6 (0.03)	122 (0.60)	<.001	NA <sup>‡</sup>
Thromboembolic disease	18 (0.08)	17 (0.08)	.90	NA
Psychiatric morbidity	2 (0.009)	1 (0.005)	.62	NA
Death	2 (0.009)	4 (0.020)	.35	NA
Women with adverse events	4,479 (20.0)	1,127 (5.6)	<.001	4.23 (3.94–4.54)
Surgical (re)evacuation	1,320 (5.9)	363 (1.8)	<.001	3.58 (3.18–4.03)
Number of adverse events per woman				
0	17,889 (80.0)	19,124 (94.4)	<.001	
1	3,624 (16.2)	1,021 (5.0)		
2	796 (3.6)	97 (0.5)		
3	59 (0.26)	9 (0.04)		

OR, odds ratio; CI, confidence interval; NA, not applicable.

Data are n (%) unless otherwise specified.

\* Chi-square test for comparison between medical and surgical cohort.

<sup>†</sup> Surgical cohort as a reference adjusted for age, parity, previous abortion, social status, marital status, type of residence, and duration of gestation.

<sup>‡</sup> Not applicable owing to small number of patients in one or both groups.

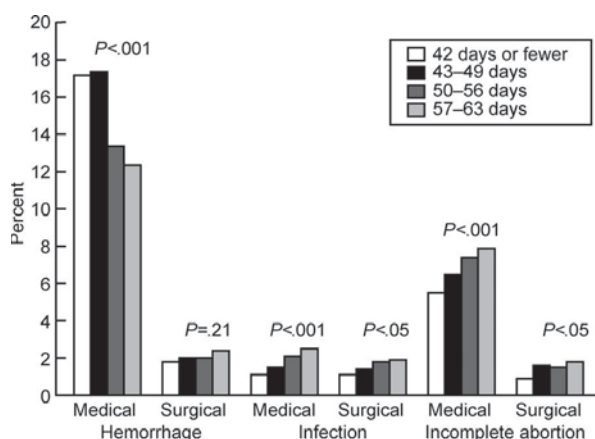
in our data. Because medical abortion is being used increasingly in several countries, it is likely to result in an elevated incidence of overall morbidity related to termination of pregnancy.

The present study covers almost all of the induced abortions performed in Finland during the years 2000–2006 and thus is a unique data source regarding even uncommon adverse events. However, the validity of the data is a potential problem in register-based studies such as the present one. In the Registry of Induced Abortions, 95% of the informa-

tion has been proven to be identical to that in medical records.<sup>22</sup> However, the reliability of diagnoses and interventions can vary, and underreporting or overreporting by physicians cannot be ruled out. In addition, the Hospital Registry, which was used as a data source, contains data concerning hospital care only. Thus, adverse events dealt with outside the public hospital system, especially those treated in primary health care, will have been missed. Moreover, a single patient may have various diagnoses and complications, such as incomplete abortion and bleeding, and thus may have been registered more than once. The participants, however, each had a unique personal identification number, and we were able to eliminate double counting in our study.

It is important to note that the severity of the diagnoses found in the Hospital Registry may vary substantially. Thus, another problem in this kind of study is the definition of criteria for complications and adverse events. We evaluated all the ICD-10 diagnoses and codes for surgical procedures included in the Hospital Registry and classified them into seven categories.<sup>19</sup> In addition, women choosing surgical and medical abortion differed subtly in several respects and thus may be prone to different types of adverse events.

The rate of consultation related to a diagnosis of hemorrhage was high and eight times more common after medical termination of pregnancy. Because



**Fig. 1.** Complications according to the duration of gestation in the medical and surgical cohorts (%).

Niinimäki. Complications After Medical and Surgical Abortion. *Obstet Gynecol* 2009.





**Table 3. Results of the Multivariable Analysis in Three Major Complications and Surgical (Re)Evacuation**

	Hemorrhage		Infection	
	Medical	Surgical	Medical	Surgical
Age (y)	1.00 (0.96–1.04)			
Age category (y)				
Younger than 20	1	1	1	1
20–24	1.26 (1.00–1.58)	1.72 (1.25–2.37)	1.37 (1.03–1.83)	1.72 (1.13–2.62)
25–29	1.29 (0.88–1.91)	1.82 (1.30–2.54)	1.31 (0.95–1.80)	1.31 (0.77–2.23)
30–34	1.47 (0.83–2.58)	2.01 (1.45–2.79)	0.82 (0.56–1.19)	1.77 (1.02–3.08)
35–39	1.17 (0.56–2.46)	1.79 (1.28–2.52)	1.10 (0.77–1.58)	1.05 (0.54–2.01)
40 or older	1.01 (0.40–2.56)	0.50 (0.26–0.95)	0.95 (0.56–1.61)	1.54 (0.74–3.20)
Parity				
None	1			1
Yes	1.25 (1.08–1.45)			0.80 (0.56–1.14)
Previous abortion				
None	1			
Yes	1.07 (0.93–1.22)			
Social status				
Upper white-collar worker	1			1
Lower white-collar worker	1.14 (0.92–1.40)			3.21 (1.38–7.46)
Blue-collar worker	1.54 (1.23–1.93)			4.40 (1.87–10.36)
Student	1.50 (1.19–1.88)			3.47 (1.44–8.36)
Other	1.58 (1.20–2.08)			4.50 (1.80–11.27)
Marital status				
Married	1			
Cohabiting	1.12 (0.94–1.34)			
Single	1.05 (0.90–1.22)			
Residence				
Urban	1	1		1
Densely populated	1.43 (1.23–1.66)	0.98 (0.72–1.33)		0.85 (0.55–1.32)
Rural	1.25 (1.07–1.45)	0.71 (0.51–0.98)		0.54 (0.33–0.87)
Duration of gestation (d)				
42 or fewer	1		1	1
43–49	0.93 (0.82–1.05)		1.33 (0.98–1.80)	1.03 (0.59–1.80)
50–56	0.74 (0.64–0.85)		1.91 (1.42–2.56)	1.15 (0.68–1.94)
57–63	0.63 (0.51–0.76)		2.26 (1.62–3.15)	1.15 (0.68–1.96)

Data are odds ratio (95% confidence interval).

Only those variables that showed a statistically significant association with a complication in univariable analysis (data not shown) were entered in multivariable analysis.

medical abortion is associated with uterine bleeding lasting approximately 2 weeks,<sup>23</sup> the high rate of consultation is not surprising. Uterine bleeding requiring surgical evacuation probably better reflects the severity of bleeding after termination of pregnancy. The incidence of such bleeding was relatively low, but it was more common in the medical-abortion group. In earlier studies, an average of 10% of women who underwent medical abortion complained of excessive bleeding.<sup>24</sup>

In line with uterine bleeding, the rate of incomplete abortion was higher in the cohort undergoing medical abortion. Surgical evacuation performed because of incomplete abortion occurred in approximately 6% of women having medical termination of pregnancy. The highest rates of complete medical

abortion, reported from centers with extensive experience of the technique, are up to 98%.<sup>11,25</sup> However, it is reassuring to note that a high rate of complete abortion, approaching those reported from centers with extensive experience, was reached in the present national cohort.

One of our key findings was that the rates of infectious morbidity were similar after medical and surgical abortion. In a previous survey, the need for postabortal antibiotics for suspected endometritis was higher after surgical abortion.<sup>26</sup> Moreover, the use of medical abortion previously has been associated with rare cases of severe infectious morbidity and mortality.<sup>27</sup> Reassuringly, only two cases with serious infections (septicemia caused by *Staphylococcus aureus* and *Streptococcus*) occurred in the present cohort, one in



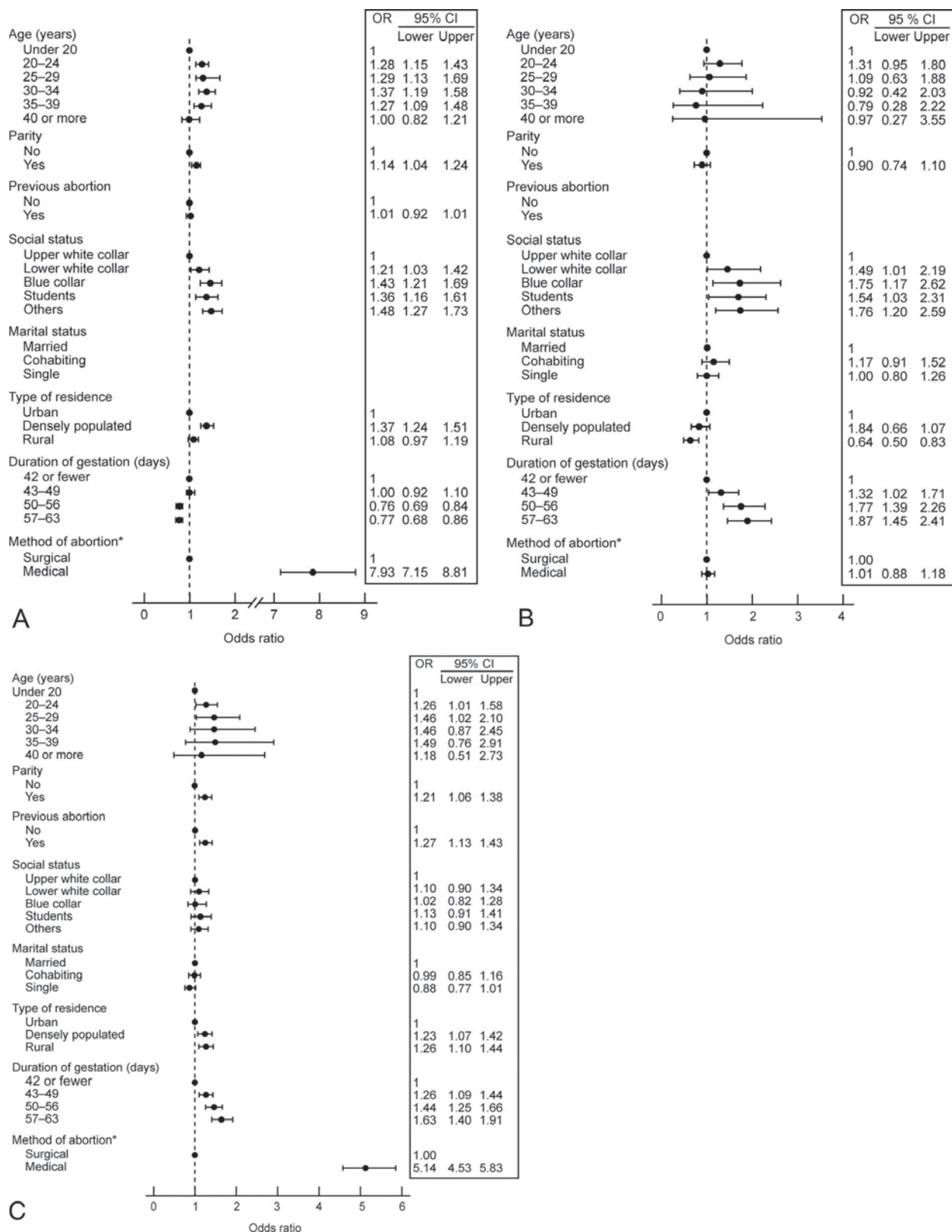
Incomplete Abortion		Surgical (Re)Evacuation	
Medical	Surgical	Medical	Surgical
1.04 (0.99–1.10)		1.05 (0.99–1.11)	
1		1	
1.14 (0.80–1.62)		1.15 (0.79–1.67)	
1.05 (0.60–1.86)		1.03 (0.56–1.88)	
0.89 (0.40–2.00)		0.89 (0.38–2.09)	
0.66 (0.23–1.88)		0.66 (0.22–2.00)	
0.41 (0.11–1.52)		0.39 (0.10–1.57)	
1		1	
1.65 (1.33–2.03)		1.59 (1.27–1.98)	
1	1	1	
1.34 (1.11–1.60)	1.38 (1.08–1.76)	1.30 (1.08–1.58)	
1		1	
0.97 (0.75–1.24)		0.97 (0.74–1.28)	
0.83 (0.62–1.11)		0.88 (0.65–1.20)	
1.04 (0.77–1.40)		1.02 (0.74–1.40)	
0.74 (0.50–1.08)		0.84 (0.57–1.25)	
1	1	1	
1.07 (0.84–1.35)	1.46 (1.00–2.13)	1.10 (0.86–1.41)	
0.94 (0.76–1.15)	1.46 (1.09–1.97)	0.92 (0.74–1.14)	
1		1	1
1.40 (1.13–1.74)		1.43 (1.14–1.79)	0.75 (0.52–1.08)
1.38 (1.12–1.70)		1.48 (1.19–1.84)	0.68 (0.48–0.96)
1	1	1	1
0.96 (0.78–1.16)	1.64 (0.97–2.75)	1.01 (0.81–1.24)	1.63 (0.97–2.73)
1.34 (1.12–1.66)	1.59 (0.96–2.62)	1.41 (1.14–1.75)	1.92 (1.17–3.15)
1.55 (1.22–1.98)	1.91 (1.16–3.14)	1.77 (1.38–2.28)	2.23 (1.36–3.65)

the medical and one in the surgical group. However, as previously reported, cases of *Clostridium sordellii* septicemia occurred at a rate of 1 per 100,000<sup>27</sup>; even the present cohort is too small to assess the incidence of such a rare infection.

Injuries and surgical interventions for other reasons were relatively rare in both groups. Not surprisingly, the incidence of postabortal surgical intervention was lower among women undergoing medical abortion. Some other serious and rare complications were identified as well. These included thromboembolic and psychiatric complications as well as some deaths. The incidence of thromboembolic complications is in line with earlier reports of an increased risk during pregnancy.<sup>28,29</sup> In a previous register-based study, it was concluded that deaths from external

causes of injury and poisoning (including unintentional and intentional injuries, suicides, and homicides) are significantly more common in women after induced abortion compared with nonpregnant women or women after birth.<sup>30</sup> In the present cohort also, five out of six cases of death were the result of external causes. In addition, psychiatric diagnoses, such as depression and psychoses, were identified, but the rates of these complications did not differ between the two cohorts. Similarly, in an earlier, partly randomized study, no differences between women with medically or surgically performed abortions emerged in regard to postabortal anxiety, depression, or self-esteem.<sup>31</sup> Naturally, the present kind of study setting (register-based study) gives only a crude idea of short-term psychiatric morbidity associated with termination of pregnancy.





**Fig. 2.** Risk factors regarding three major complications (bleeding [A], infection [B], and incomplete abortion [C]) among the entire cohort (medical and surgical cohorts combined). OR, odds ratio; CI, confidence interval. \*OR for infections is derived from univariable analysis.

Niinimäki. Complications After Medical and Surgical Abortion. *Obstet Gynecol* 2009.

The most important risk factor with regard to the two most common adverse events (hemorrhage and incomplete abortion) was the method of abortion. Other risk factors were, for the most part, in line with those reported previously—advanced gestational age, parity, and previous induced abortions.<sup>11,32–34</sup> For unknown reasons, the risk of hemorrhage after medical abortion diminished with advancing duration of gestation. Tolerance of bleeding—a natural part of medical abortion—varies from one woman and physician to another and also depends on preabortion counseling. Other explanations, such as possible bias in reporting the events in the registry, are possible but cannot be verified in the present study. We included all cases requiring consultation in specialized health care because they are registered uniformly in Finland. In addition, every such visit adds to the costs of the health care system. More detailed analysis of all health care costs related to termination of pregnancy and its complications, according to the method, is needed.

In conclusion, termination of pregnancy by means of either medical or surgical methods is associated with a low level of serious complications. On the basis of the present data, however, it appears that medical abortion results in an increased incidence of adverse events.

## REFERENCES

- Finer B, Henshaw SK. Disparities in rates of unintended pregnancy in the United States, 1994 and 2001. *Perspect Sex Reprod Health* 2006;38:90–6.
- Jones RK, Zolna MR, Henshaw SK, Finer LB. Abortion in the United States: incidence and access to services, 2005. *Perspect Sex Reprod Health* 2008;40:6–16.
- National Institute for Health and Welfare: Induced abortions. Available at: <http://www.stakes.fi/EN/tilastot/statisticsbytopic/reproduction/abortions.htm>. Retrieved February 5, 2009.
- The National Board of Health and Welfare. Available at: <http://www.socialstyrelsen.se/>. Accessed February 5, 2009.
- Department of Health. Available at: [www.dh.gov.uk](http://www.dh.gov.uk). Accessed February 5, 2009.
- Zhou W, Nielsen GL, Moller M, Olsen J. Short-term complications after surgically induced abortions: a register-based study of 56 117 abortions. *Acta Obstet Gynecol Scand* 2002; 81:331–6.
- Say L, Kulier R, Gulmezoglu M, Campana A. Medical versus surgical methods for first trimester termination of pregnancy. *The Cochrane Database of Systemic Reviews* 2005, Issue 1. Art.No.:CD003037.DOI:DOI:10.1002/14651858.CD003037.pub2.
- Rorbye C, Norgaard M, Nilas L. Medical versus surgical abortion efficacy, complications and leave of absence compared in a partly randomized study. *Contraception* 2004;70: 393–9.
- Ashok PW, Kidd A, Flett GM, Fitzmaurice A, Graham W, Templeton A. A randomized comparison of medical abortion and surgical vacuum aspiration at 10–13 weeks gestation. *Hum Reprod* 2002;17:92–8.
- Henshaw RC, Naji SA, Russell IT, Templeton AA. A comparison of medical abortion (using mifepristone and gemeprost) with surgical vacuum aspiration: efficacy and early medical sequelae. *Hum Reprod* 1994;9:2167–72.
- Ashok PW, Templeton A, Wagaarachchi PT, Flett GM. Factors affecting the outcome of early medical abortion: a review of 4132 consecutive cases. *BJOG* 2002;109:1281–9.
- Niinimäki M, Pouta A, Bloigu A, Gissler M, Hemminki E, Suhonen S, et al. Frequency and risk factors for repeat abortions after surgical compared with medical termination of pregnancy. *Obstet Gynecol* 2009;113:845–52.
- Finlex. <http://www.finlex.fi/fi/laki/ajantasa/1970/19700239?search%5Btype%5D=pika&search%5Bpika%5D=raskau%2A>. Retrieved January 21, 2009.
- Finnish Gynecological Association's task force. Abortion. *Duodecim* 2001;117:2084–94.
- National Institute for Health and Welfare: Institutional health care. Available at: <http://www.stakes.fi/EN/tilastot/statisticsbytopic/healthservices/institutionalhealthcare.htm>. Accessed January 27, 2009.
- Statistics Finland. Available at: [www.stat.fi](http://www.stat.fi). Accessed January 27, 2009.
- World Health Organization. Available at: <http://www.who.int/classifications/icd/en/>. Accessed January 27, 2009.
- Nordic Centre for Classifications in Health Care. <http://www.nordclass.uu.se/>. Accessed January 27, 2009.
- Induced abortion operations and their early sequelae. Joint study of the Royal College of General Practitioners and the Royal College of Obstetricians and Gynaecologists. *J R Coll Gen Pract* 1985;35:175–80.
- Gissler M, Berg C, Bouvier-Colle MH, Buekens P. Pregnancy-associated mortality after birth, spontaneous abortion, or induced abortion in Finland, 1987–2000. *Am J Obstet Gynecol* 2004;190:422–7.
- Deneux-Tharaux C, Berg C, Bouvier-Colle MH, Gissler M, Harper M, Nannini A, et al. Underreporting of pregnancy-related mortality in the United States and Europe [published erratum appears in *Obstet Gynecol* 2005;107:209]. *Obstet Gynecol* 2005;106:684–92.
- Gissler M, Ulander VM, Hemminki E, Rasimus A. Declining induced abortion rate in Finland: data quality of the Finnish abortion register. *Int J Epidemiol* 1996;25:376–80.
- Spitz IM, Bardin CW, Benton L, Robbins A. Early pregnancy termination with mifepristone and misoprostol in the United States. *N Engl J Med* 1998;338:1241–7.
- Sitruk-Ware R. Mifepristone and misoprostol sequential regimen side effects, complications and safety. *Contraception* 2006;74:48–55.
- Ashok PW, Penney GC, Flett GM, Templeton A. An effective regimen for early medical abortion: a report of 2000 consecutive cases. *Hum Reprod* 1998;13:2962–5.
- Cameron ST, Glasier AF, Logan J, Benton L, Baird DT. Impact of the introduction of new medical methods on therapeutic abortions at the Royal Infirmary of Edinburgh. *Br J Obstet Gynaecol* 1996;103:1222–9.
- Fischer M, Bhatnagar J, Guarner J, Reagan S, Hacker JK, Van Meter SH, et al. Fatal toxic shock syndrome associated with clostridium sordellii after medical abortion. *N Engl J Med* 2005;353:2352–60.
- Heit JA, Kobbervig CE, James AH, Petterson TM, Bailey KR, Melton LJ, 3rd. Trends in the incidence of venous thromboembolism during pregnancy or postpartum: a 30-year population-based study. *Ann Intern Med* 2005;143:697–706.





29. James AH, Jamison MG, Brancazio LR, Myers ER. Venous thromboembolism during pregnancy and the postpartum period: incidence, risk factors, and mortality. *Am J Obstet Gynecol* 2006;194:1311–5.
30. Gissler M, Berg C, Bouvier-Colle MH, Buekens P. Injury deaths, suicides and homicides associated with pregnancy, Finland 1987–2000. *Eur J Public Health* 2005;15:459–63.
31. Henshaw R, Naji S, Russell I, Templeton A. Psychological responses following medical abortion (using mifepristone and gemeprost) and surgical vacuum aspiration. A patient-centered, partially randomised prospective study. *Acta Obstet Gynecol Scand* 1994;73:812–8.
32. Bartley J, Tong S, Everington D, Baird DT. Parity is a major determinant of success rate in medical abortion: a retrospective analysis of 3161 consecutive cases of early medical abortion treated with reduced doses of mifepristone and vaginal gemeprost. *Contraception* 2000;62:297–303.
33. Allen RH, Westhoff C, De Nonno L, Fielding SL, Schaff EA. Curettage after mifepristone-induced abortion: frequency, timing, and indications. *Obstet Gynecol* 2001;98:101–6.
34. Child TJ, Thomas J, Rees M, MacKenzie IZ. A comparative study of surgical and medical procedures: 932 pregnancy terminations up to 63 days gestation. *Hum Reprod* 2001;16: 67–71.




## Updated Fourth Edition Available

*A Guide to Writing for Obstetrics & Gynecology* has been updated to help prospective authors, especially those who are beginning in medical journal writing, produce better papers.

Topics covered include:

- New conflict of interest policy
- Updated levels of evidence
- Planning and structuring a manuscript
- Writing tips, including an overview of syntax, grammar, abbreviations, acronyms, jargon, and troublesome terms
- Common pitfalls of authorship (eg, redundant publication and conflict of interest)
- An overview of the peer-review process

Copies of this valuable resource are available, free of charge, from *Obstetrics & Gynecology*. Requests may be submitted by fax (202-479-0830) or e-mail (obgyn@greenjournal.org).



rev 10/2008



# Exhibit 17

James Studnicki et al., *A Longitudinal Cohort Study of Emergency Room Utilization Following Mifepristone Chemical and Surgical Abortions, 1999-2015*, Health Servs. Rsch. & Managerial Epidemiology, Nov. 9, 2021

# A Longitudinal Cohort Study of Emergency Room Utilization Following Mifepristone Chemical and Surgical Abortions, 1999–2015

James Studnicki<sup>1</sup> , Donna J. Harrison<sup>2</sup>, Tessa Longbons<sup>1</sup> ,  
Ingrid Skop<sup>1</sup>, David C. Reardon<sup>3</sup>, John W. Fisher<sup>1</sup>,  
Maka Tsulukidze<sup>4</sup>, and Christopher Craver<sup>1</sup>

## Abstract

**Introduction:** Existing research on postabortion emergency room visits is sparse and limited by methods which underestimate the incidence of adverse events following abortion. Postabortion emergency room (ER) use since Food and Drug Administration approval of chemical abortion in 2000 can identify trends in the relative morbidity burden of chemical versus surgical procedures.

**Objective:** To complete the first longitudinal cohort study of postabortion emergency room use following chemical and surgical abortions.

**Methods:** A population-based longitudinal cohort study of 423 000 confirmed induced abortions and 121,283 subsequent ER visits occurring within 30 days of the procedure, in the years 1999–2015, to Medicaid-eligible women over 13 years of age with at least one pregnancy outcome, in the 17 states which provided public funding for abortion.

**Results:** ER visits are at greater risk to occur following a chemical rather than a surgical abortion: all ER visits (OR 1.22, CL 1.19–1.24); miscoded spontaneous (OR 1.88, CL 1.81–1.96); and abortion-related (OR 1.53, CL 1.49–1.58). ER visit rates per 1000 abortions grew faster for chemical abortions, and by 2015, chemical versus surgical rates were 354.8 versus 357.9 for all ER visits; 31.5 versus 8.6 for miscoded spontaneous abortion visits; and 51.7 versus 22.0 for abortion-related visits. Abortion-related visits as a percent of total visits are twice as high for chemical abortions, reaching 14.6% by 2015. Miscoded spontaneous abortion visits as a percent of total visits are nearly 4 times as high for chemical abortions, reaching 8.9% of total visits and 60.9% of abortion-related visits by 2015.

**Conclusion:** The incidence and per-abortion rate of ER visits following any induced abortion are growing, but chemical abortion is consistently and progressively associated with more postabortion ER visit morbidity than surgical abortion. There is also a distinct trend of a growing number of women miscoded as receiving treatment for spontaneous abortion in the ER following a chemical abortion.

## Keywords

induced abortion, mifepristone, medical abortion, emergency room, Medicaid

## Introduction

Since its fast-track approval by the USA Food and Drug Administration (FDA) in September 2000, induced abortion by the administration of mifepristone and misoprostol (ie, chemical abortion) has grown to over 50% of all induced abortions in the United States and may, in fact, be responsible for ending a long-term decline in the number of induced abortions in the United States<sup>1</sup>

Research on the safety of induced abortion, and particularly those that are chemically induced, continues to be handicapped

<sup>1</sup> Charlotte Lozier Institute, Arlington, VA, USA

<sup>2</sup> American Association of Pro-Life Obstetricians and Gynecologists, Eau Claire, MI, USA

<sup>3</sup> Elliot Institute, Springfield, IL, USA

<sup>4</sup> Florida Gulf Coast University, Fort Myers, FL, USA

## Corresponding Author:

James Studnicki, Charlotte Lozier Institute, Arlington, VA, USA.

Email: [jstudnicki@lozierinstitute.org](mailto:jstudnicki@lozierinstitute.org)



Creative Commons Non Commercial CC BY-NC: This article is distributed under the terms of the Creative Commons Attribution-NonCommercial 4.0 License (<https://creativecommons.org/licenses/by-nc/4.0/>) which permits non-commercial use, reproduction and distribution of the work without further permission provided the original work is attributed as specified on the SAGE and Open Access page (<https://us.sagepub.com/en-us/nam/open-access-at-sage>).

in the United States by the absence of a comprehensive national reporting system of pregnancy outcomes. The Centers for Disease Control and Prevention (CDC) Abortion Surveillance Reports are derived from a profoundly flawed system in which reporting by the states is voluntary, with many states reporting intermittently and some not at all. The reporting of specific data elements is similarly piecemeal and, most disappointing, no event-level data is actually available for any rigorous analytical purposes. Adverse events which may be related to an induced abortion such as a death, incomplete abortion, severe bleeding, or infection are often underreported because there is no certain way to link the adverse event to the precipitating abortion. Further, the FDA's adverse event reporting requirements for mifepristone extend only to deaths.<sup>2</sup> Large population-based record-linkage studies from nations with comprehensive reproductive history data linked to adverse events provide the best opportunity to overcome many of these data limitations and find a much higher overall incidence of adverse events in the chemical compared with the surgical cohort.<sup>3,4</sup> By contrast, USA studies of chemical abortion safety are frequently conducted on opportunity samples of women who have recently undergone an induced abortion. Already limited by the nonrandom nature of patient selection, these studies are frequently subject to design limitations such as the exclusion of an incomplete abortion as a complication, or an unacceptably high percentage of women lost to follow-up.<sup>5,6</sup>

The emergency room (ER) visit is a particularly insightful event by which to assess and compare the relative safety of chemical and surgical abortions for 2 reasons. First, adverse events following a mifepristone abortion are more likely to be experienced at home in the absence of a physician, increasing the likelihood of an ER visit. Second, the ER visit can be for any number of complications and is, therefore, a broad proxy indicator for abortion-related morbidity. One major concern is that ER secondary data describes treatment for a condition (eg, hemorrhage) which may be attributed to a prior event (eg, abortion), but, as we have seen, the prior event is often missed. For example, a study of abortion-related emergency room visits in the United States, using the Nationwide Emergency Department Sample, categorized whether visits were abortion related based only on information taken from the ER visit record. There was no independent confirmation from a different source that an abortion had occurred. Therefore, a woman who was experiencing excessive bleeding following a chemical abortion but did not reveal the abortion to the ER physician would not be identified as an abortion-related visit. Not surprisingly, the study found an extraordinarily low percentage (0.01%) of abortion-related visits among all ER visits to women age 15 to 49.<sup>7</sup> For all the reasons related to data availability and quality, as well as methodological inadequacies, evidence suggests that postabortion complications are substantially underreported.<sup>8,9</sup>

As we have described, research on adverse events following induced abortion varies by procedure, protocols to detect complication, length of follow-up and the sources and quality of data. The emergency room visit as a comprehensive marker for post-abortion complications has been infrequently and inadequately

utilized in existing research. Therefore, the objective of this research was to complete the first population based longitudinal cohort study of the trajectory of postabortion emergency room utilization following both chemical and surgical abortions in order to test the hypothesis that chemical abortion results in higher emergency room utilization. We selected a longitudinal cohort design because of its superiority to cross-sectional approaches in suggesting causation. Uniquely, our methodology includes first a confirmation of the actual provision of either a chemical or surgical abortion and, only after confirmation, identifies broadly all emergency room utilization before disaggregating abortion-related ER use. In the absence of a national abortion registry, this analysis is intended to provide the most comprehensive view of postabortion-related morbidity in the years following the FDA approval of mifepristone abortion, as well as a glimpse of what we might expect in the future.

## Methods

Data were obtained from the enrollee-level Medicaid Analytic eXtract files licensed through the Centers for Medicare and Medicaid Services (CMS) Chronic Condition Data Warehouse's Medicaid data. The analytic dataset is comprised of enrollees from the 17 states whose official policies applied state funds to most abortions not covered by federal Medicaid during the period 1999 through 2015. Not all states funded abortion consistently or to the same extent during the study period. Despite their official policies, Arizona and Illinois funded relatively few abortions during this period, and Alaska experienced a short interruption to its abortion coverage.<sup>10</sup> Not all states had provided claims data through 2015 due to differing reporting timeframes. The latest year of data relative to each state was 2013 for Arkansas, Illinois, Maryland, Montana, and New Mexico; 2014 for Arizona, Hawaii, Massachusetts, and Washington; and 2015 for California, Connecticut, Minnesota, New Jersey, New York, Oregon, Vermont, and West Virginia.

The study population was made up of enrollees over 13 years of age with at least one identifiable pregnancy outcome from 1999 through the latest year of data available for each state. For each beneficiary, all unique pregnancy outcomes were identified using International Classification of Diseases, Ninth Revision (ICD-9) codes. Additionally, Current Procedural Terminology, fourth Edition (CPT4) and Healthcare Common Procedure Coding System (HCPCS) codes were used to confirm pregnancy outcomes.

These codes were used to allocate all pregnancy outcomes into 4 categories: live birth (ICD-9V27.0, V27.2, and V27.5), natural fetal loss (ICD-9V27.1, V27.4, V27.7, 630, 631, 633, 634), induced abortion (ICD-9 635.xx, CPT4 59840, 59841, 59850, 59851, 59852, 59855, 59856, 59857, and HCPCS: S0199, S2260, S2265, S2266, S2267, X7724, X7726, S0190, S0191), and undetermined (ICD-9 636.xx, 637.xx, 638.xx). In order to identify each unique pregnancy, multiple diagnostic or treatment codes within 30 days of a pregnancy loss (natural, induced, or undetermined) or within 180 days of a live birth were counted as a single pregnancy outcome using the first



date associated with that series of Medicaid claims. Twins and higher order gestations that resulted in a combination of live birth and fetal loss were excluded from the analysis.

The analytic strategy was composed of 3 phases. First, we identified every confirmed surgical induced abortion (ICD/CPT codes—CPT4 59840, 59841, 59850, 59851, 59852, 59855, 59856, 59857) and every confirmed chemical induced abortion (HCPSC codes S0190, S0191) in each specific year 1999 to 2015 (index abortion). Codes S0190 and S0191 were added by CMS on January 1, 2001, so chemical abortions prior to that date could have been missed; however, because mifepristone did not receive approval from the FDA until September 28, 2000, the number of mifepristone abortions not captured here is likely minimal. Additionally, as an explanatory variable, we determined whether there was a prior induced abortion or live birth in the 12 months preceding the index abortion procedure. Second, we identified every emergency room visit occurring within thirty days of the index abortion procedure (Place of Service code 23 [emergency room]), including multiple visits for each patient. We further disaggregated ER visits into 3 categories: all-cause, abortion-related codes (ICD-9, 630-639) and spontaneous abortion code (ICD-9, 634). We mapped and adjusted the appropriate codes during the last two quarters of calendar year 2015 to reflect the transition from ICD-9 to ICD-10. The following descriptive metrics were calculated: chemical abortions as a percent of total induced abortions; ER visits following chemical abortions as a percent of total ER visits following total induced abortions; coded abortion-related visits as a percent of total ER visits following an induced abortion; miscoded spontaneous abortion ER visits as a percent of total ER visits following an induced abortion; miscoded spontaneous abortion ER visits as a percent of abortion-related ER visits following an induced abortion; and abortion ER visit rates per 1000 specified induced abortions for all-cause, coded abortion-related, and miscoded spontaneous abortion visit categories. Comparisons of the 1999 to 2015 longitudinal trajectory of these descriptive metrics are displayed in a series of 9 figures.

Third, we performed logistic regression models to identify the association of selected predictor variables with the likelihood of experiencing each of the 3 defined categories of ER visits following an induced abortion. The outcome variable in each equation was the dichotomous indication (yes/no) of the specific type of ER visit. The predictor variables were as follows: surgical abortion; chemical abortion; age at induced abortion; race; months of Medicaid eligibility at induced abortion; prior (within a calendar year of induced abortion) birth; and prior (within a calendar year of induced abortion) induced abortion. The odds ratios were calculated for the entire 17-year study period and, with the disproportional growth of chemical abortions over time, underestimate the current advantage of chemical abortion (vs surgical) in eliciting emergency room visits in the later years of the study observation period.

Summary analytic tables were created using (SAS/STAT) software, version (10) of the SAS system for (Unix).

Copyright (2019) SAS Institute Inc. All comparative analyses were completed using Microsoft Excel (version 16).

The study has been exempted from Institutional Review Board (IRB) review pursuant to the USA Department of Health and Human Services Policy for Protection of Human Research Subjects at C.F.R. 46.101(b). See IRB ID: 7269, [www.sterlingirb.com](http://www.sterlingirb.com).

## Findings

From 1999 to 2015, there was a total of 423 000 confirmed induced abortion Medicaid procedures, 361 924 surgical and 61,706 chemical. Surgical abortions increased from 4479 in 1999 to a peak of 36 204 in 2012, declined in 2013 to 28 101, and concluded 2015 at 29 558. Chemical abortions had no Medicaid claims in the study population in 1999 to 2000 and only 15 in 2001. From 2002 when there were 352, chemical abortions increased to 8768 in 2012, followed by a 2013 to 2014 decline similar to that experienced by surgical abortion. Following inclusion of California chemical abortions in 2015, the chemical abortion number more than doubled to 15 279. As the result, mifepristone abortions grew from 4.4% of total abortions in 2002 to 34.1% in 2015 (Table 1 and Figure 1).

Similarly, emergency room visits within 30 days of an induced abortion increased during the study observation period for both surgical and chemical abortions. Emergency room visits following chemical abortions grew consistently as a percentage of all ER visits within 30 days of the procedure: 3.5% ( $36 \div [36 + 977]$ ) in 2002; 6.9% ( $452 \div [452 + 6060]$ ) in 2007; 22.0% ( $3220 \div [3220 + 11,401]$ ) in 2012; and 33.9% ( $5421 \div [5421 + 10,578]$ ) in 2015 (Table 1). The steeper growth in total and abortion-related ER visits for mifepristone abortions are apparent in the comparison of Figure 2 (surgical) and Figure 3 (chemical). Total ER visits during the study period totaled 121,283, 99,928 surgical and 21,355 chemical.

There are clear differences for surgical and chemical abortions in terms of the reason for the ER visits following the procedure. Abortion-related visits (ICD-9 630-639) remain stable at 4% to 5% of total ER visits for surgical abortions, reaching a high of 6.2% in 2015. This percentage is 8% to 9% between 2002 and 2013 for chemical abortions, with increases in 2014 to 2015 peaking at 14.6%. Abortion-related ER visits represent a higher percentage of total ER visits for chemical abortions (Figure 4).

ER visits miscoded as a spontaneous abortion following a chemical abortion range between 2% and 3% of total visits from 2003 to 2012, increasing abruptly between 2013 and 2015 reaching 8.9%. ER visits miscoded as a spontaneous abortion following a confirmed surgical abortion averaged less than 1% of all ER visits until 2008, 1.2%-1.3% from 2009 to 2014, and peaked at 2.4% in 2015. Therefore, from 2005 to 2015, visits miscoded for spontaneous abortion treatment in the ER as a percent of all visits, went from 2 to 4 times as likely following a chemical abortion as compared to a surgical abortion (Figure 5).

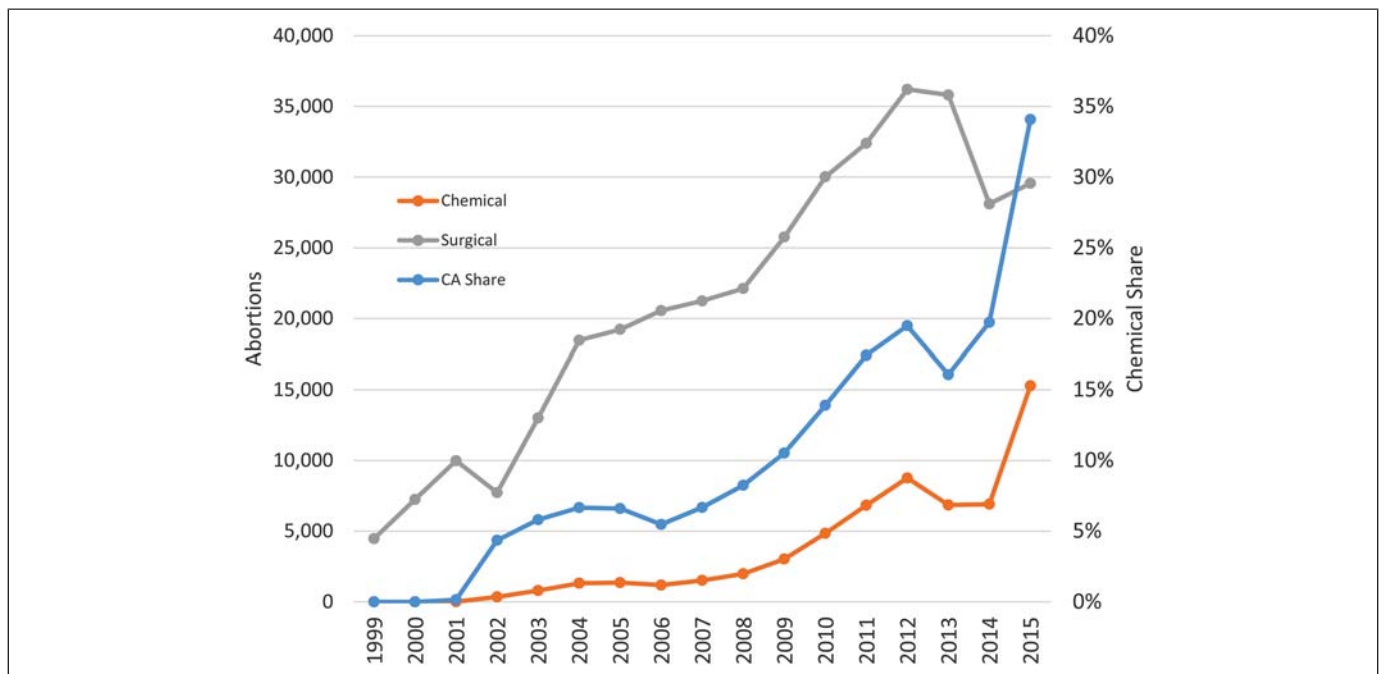
**Table 1.** Chemical and Surgical Induced Abortions and ER Visits Within 30 Days, 1999-2015.

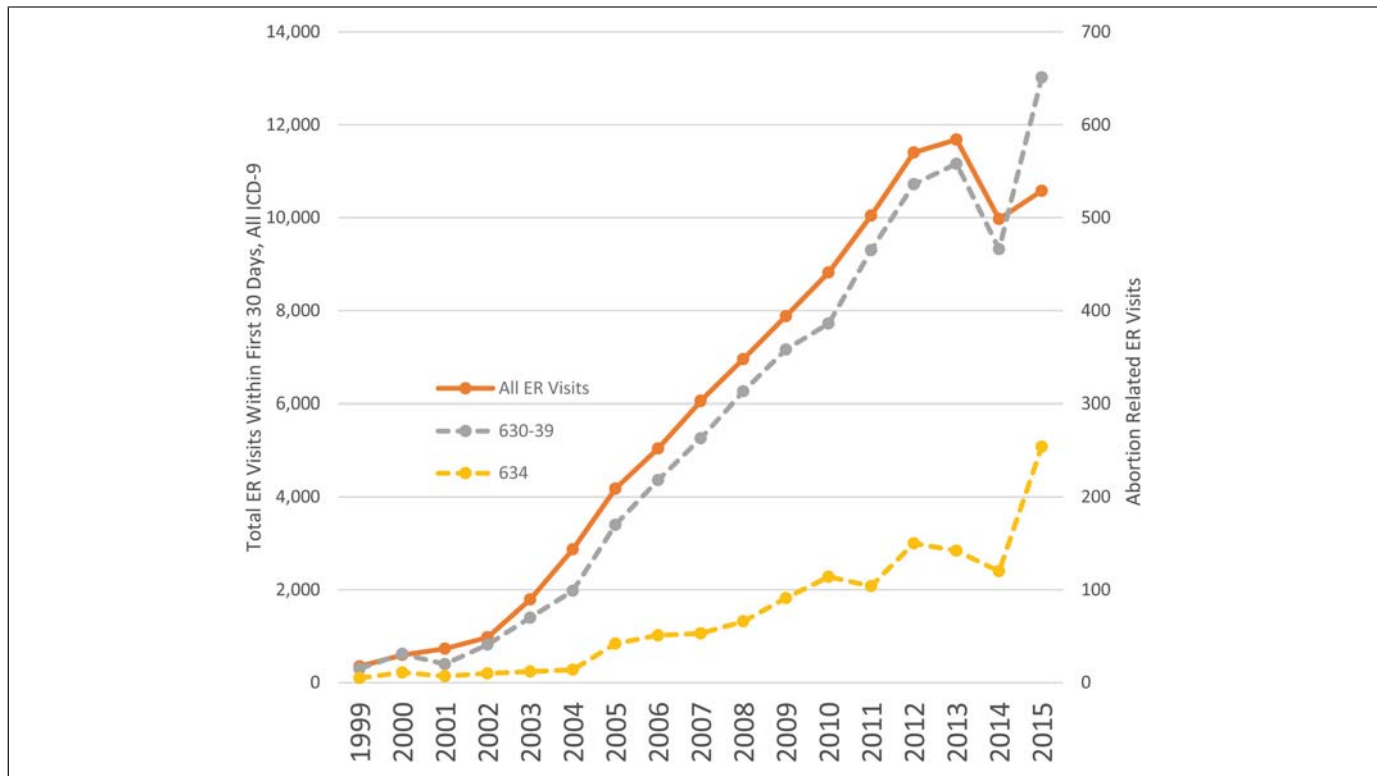
Year	Chemical				Surgical			
	Abortions	All ER Visits	630 to 639	634	Abortions	All ER Visits	630 to 639	634
1999	0				4479	351	15	5
2000	0				7248	598	31	11
2001	15	1			9986	732	20	7
2002	352	36	3	0	7729	977	41	10
2003	803	108	6	2	13 012	1792	70	12
2004	1319	198	17	1	18 463	2871	99	14
2005	1360	316	29	9	19 226	4178	170	42
2006	1192	351	23	6	20 558	5042	218	51
2007	1521	452	37	13	21 244	6060	263	53
2008	1988	799	50	14	22 125	6954	313	66
2009	3032	1121	100	27	25 764	7879	358	91
2010	4848	1702	147	48	30 019	8820	386	114
2011	6834	2787	233	99	32 394	10 044	465	104
2012	8768	3220	277	88	36 204	11 401	536	150
2013	6856	2401	219	94	35 814	11 681	558	142
2014	6909	2442	270	117	28 101	9970	466	120
2015	15 279	5421	790	481	29 558	10 578	651	254

As a percent of abortion-related visits (ICD-9, 630-639), visits miscoded for spontaneous abortion treatments (ICD-9, 634) following a confirmed mifepristone abortion averaged approximately 30% between 2003 and 2012 and increased between 2013 and 2015, reaching 60.9%. ER visits miscoded as treatment for spontaneous abortion as a percent of abortion-related visits following a confirmed surgical abortion are a consistently lower percentage than for those following a chemical abortion, peaking at 39% in 2015 (Figure 6). Treatment in the

ER miscoded as for spontaneous abortion is consistently and progressively more likely following a chemical abortion than following a surgical abortion.

All-cause ER visit rates within 30 days of an abortion have increased consistently throughout the study period for all types of induced abortion. There were 78.4 all-cause visits per 1000 surgical abortions in 1999 and 357.9 in 2015, an increase of 356% in the rate. Using 2002 as the initial year with sufficient abortion and ER visit counts to calculate a rate, the chemical

**Figure 1.** Medicaid abortions (surgical and chemical), 1999–2015, and chemical abortion % total.



**Figure 2.** Emergency room (ER) use following surgical abortion, 1999-2015.

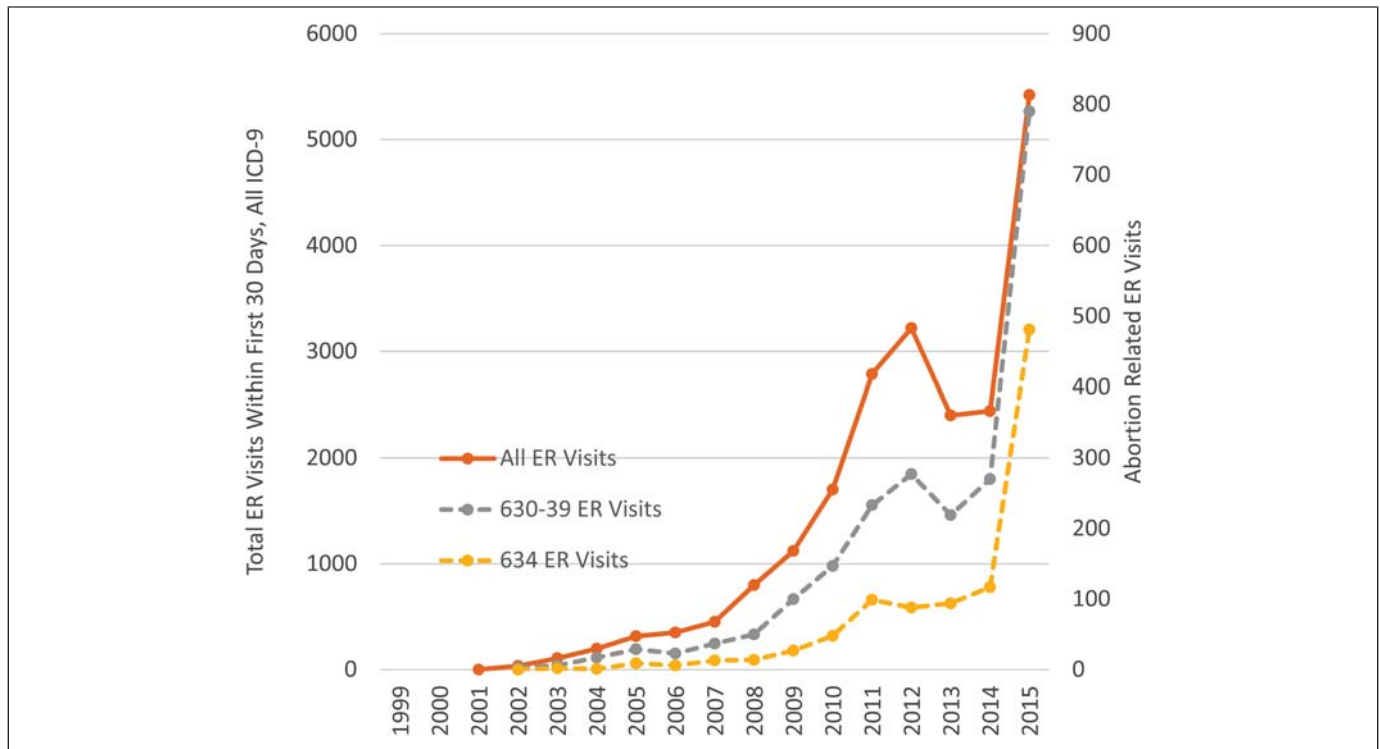
abortion rate increased from 102.3 in 2002 to 354.8, a rate increase of 247%. When the surgical rate increase is calculated from 2002 (126.4) and 2015 (357.9), the rate increase is 183%. Both the consistent increase in the rate of ER visits per abortion procedure and the higher chemical rate relative to the surgical rate after 2004 are apparent in Figure 7.

Abortion-related ER visits (ICD-9 630-639) per abortion exhibit a similar upward trend in rates for both surgical and chemical abortions, but, beginning in 2002, a growing divergence by type of abortion is evident. The surgical abortion to abortion-related visit rate increases from 5.3 in 2002 to 22.0 in 2015, an increase of 315%. Chemical abortion visit rates during the same period went from 8.5 to 51.7, an increase of 507% (Figure 8).

ER visit rates miscoded as for spontaneous abortion (ICD-9 634) within 30 days of a surgical abortion show a declining pattern from a peak of 1.5 in 2000 to a low point of 0.8 in 2004, a gradual increase between 2.2 and 4.3 from 2005 to 2014, and a doubling to 8.6 in 2015. By contrast, ER visit rates miscoded as for spontaneous abortion treatment following a chemical abortion show a consistent increase from 8.55 in 2007, the first year ER visits in this category reached double digits, to 31.5 in 2015. Between 2007 and 2015, the ER visit rate miscoded for spontaneous abortion increased 244% following surgical abortion and 268% following chemical abortion (Figure 9). Caution previously noted regarding the coding and classification of these visits is similarly warranted here.

A summary of the logistic regression analyses is in Table 2. All 3 types of ER visits during the study observation period are more likely to occur following a chemical abortion than following a surgical abortion: all-cause (OR 1.22, CL 1.19-1.24); abortion-related (OR 1.53, CL 1.49-1.58); and spontaneous abortion (OR 1.88, CL 1.81-1.96). Prior pregnancy outcomes increase the likelihood of any type of subsequent ER visit. However, an ER visit is significantly more likely to occur following a prior chemical abortion than following a prior surgical abortion: all-cause (OR 2.54, CL 2.38-2.70 vs OR 1.78, CL 1.73-1.82); abortion-related (OR 1.80, CL 1.65-1.97 vs OR 1.35, CL 1.29-1.41); and spontaneous abortion (OR 1.74, CL 1.54-1.96 vs OR 1.43, CL 1.35-1.52). A prior live birth is a lower risk factor for post abortion ER visits than is either a chemical or surgical induced abortion: all-cause (OR 1.52, CL 1.48-1.56); abortion-related (OR 1.09, CL 1.04-1.15); and spontaneous abortion (OR 1.12, CL 1.04-1.20).

Hispanics are slightly more likely than whites to experience any type of post abortion ER visit: all-cause (OR 1.07, CL 1.05-1.10); abortion-related (OR 1.03, CL 1.00-1.07); and spontaneous abortion (OR 1.03, CL 0.98-1.09). Blacks, by contrast, are consistently less likely than whites to experience any type of post abortion ER visit: all-cause (OR 0.59, CL 0.58-0.61); abortion-related (OR 0.68, CL 0.66-0.71); and spontaneous abortion (OR 0.72, CL 0.68-0.76). Age at time of the abortion and years of Medicaid eligibility are not important risk factors in predicting post abortion emergency room use.

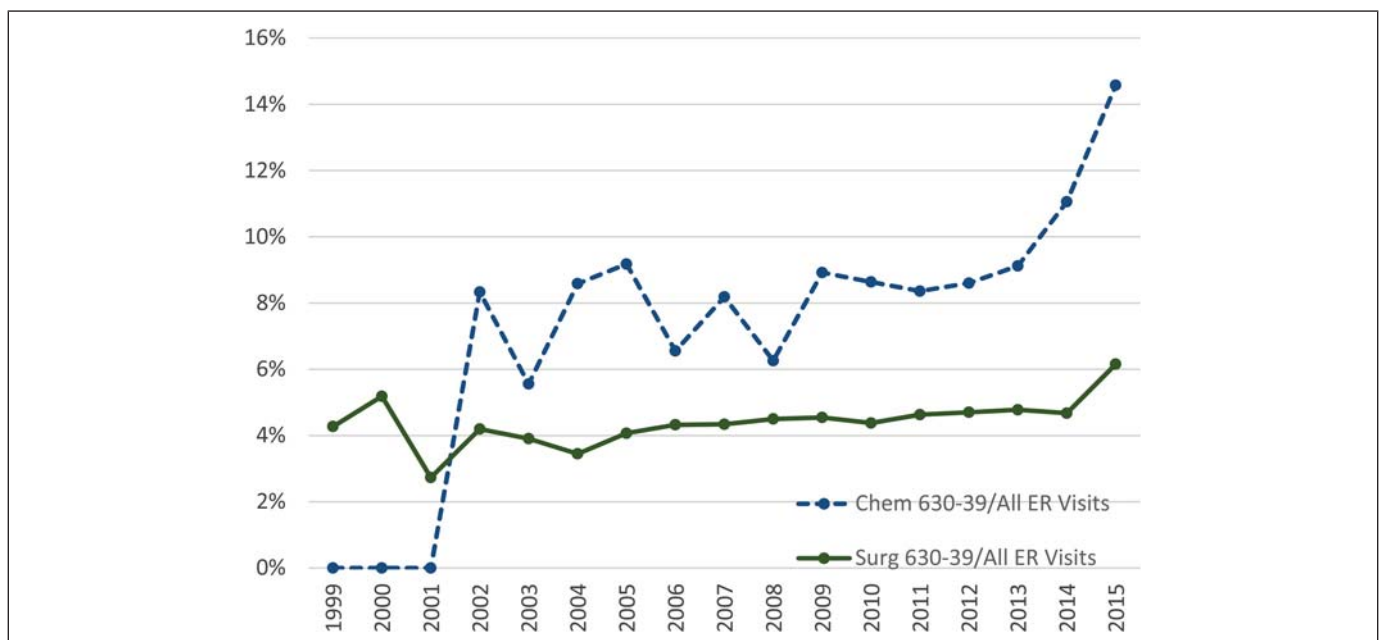


**Figure 3.** Emergency room (ER) use following chemical abortion, 1999–2015.

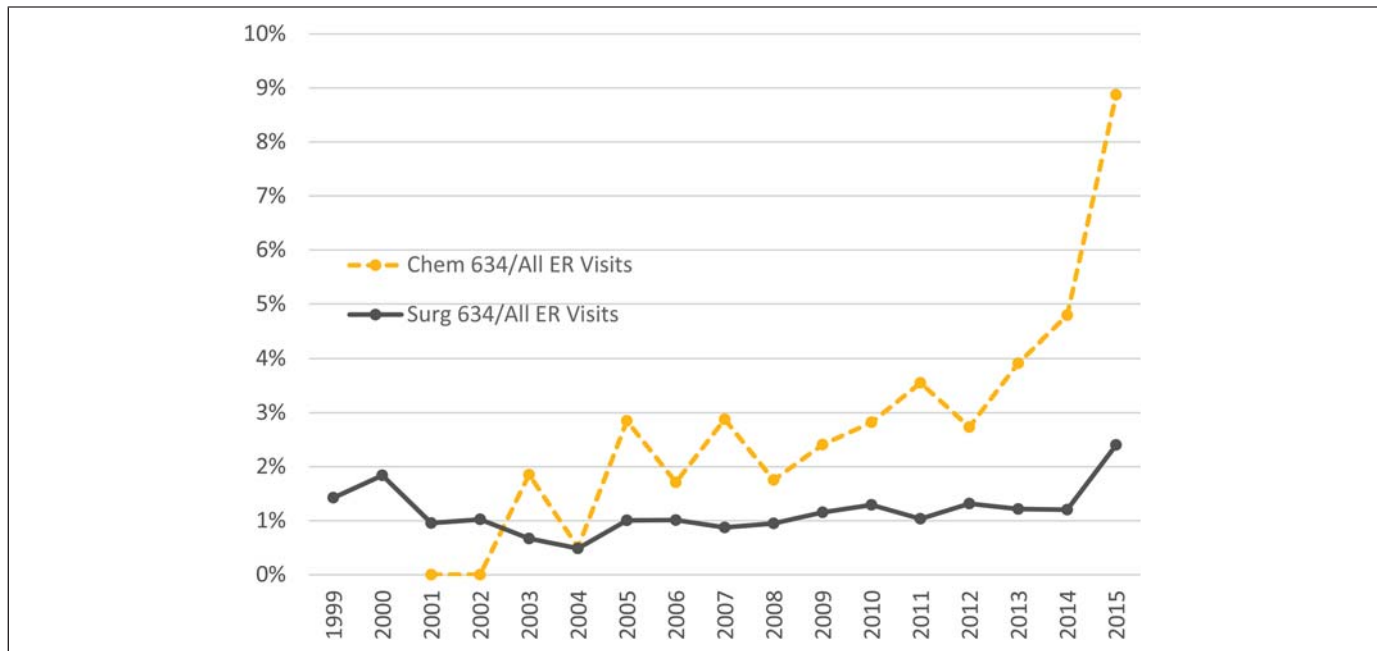
## Discussion

Regression analysis definitively supports the hypothesis that chemical abortion is associated with more frequent emergency room visits of all kinds for the entire study period. In addition, we found that ER visit rates per 1000 abortion procedures

increased consistently throughout the study period following both types of induced abortion, but the rates for mifepristone abortion visits grew faster, especially for abortion-related visits. By 2015, mifepristone versus surgical ER rates were: all visits (354.8 vs 357.9); miscoded spontaneous abortion



**Figure 4.** Abortion-related visits as a percent of all emergency room (ER) visits.



**Figure 5.** Miscoded spontaneous abortion visits as a percent of all emergency room (ER) visits.

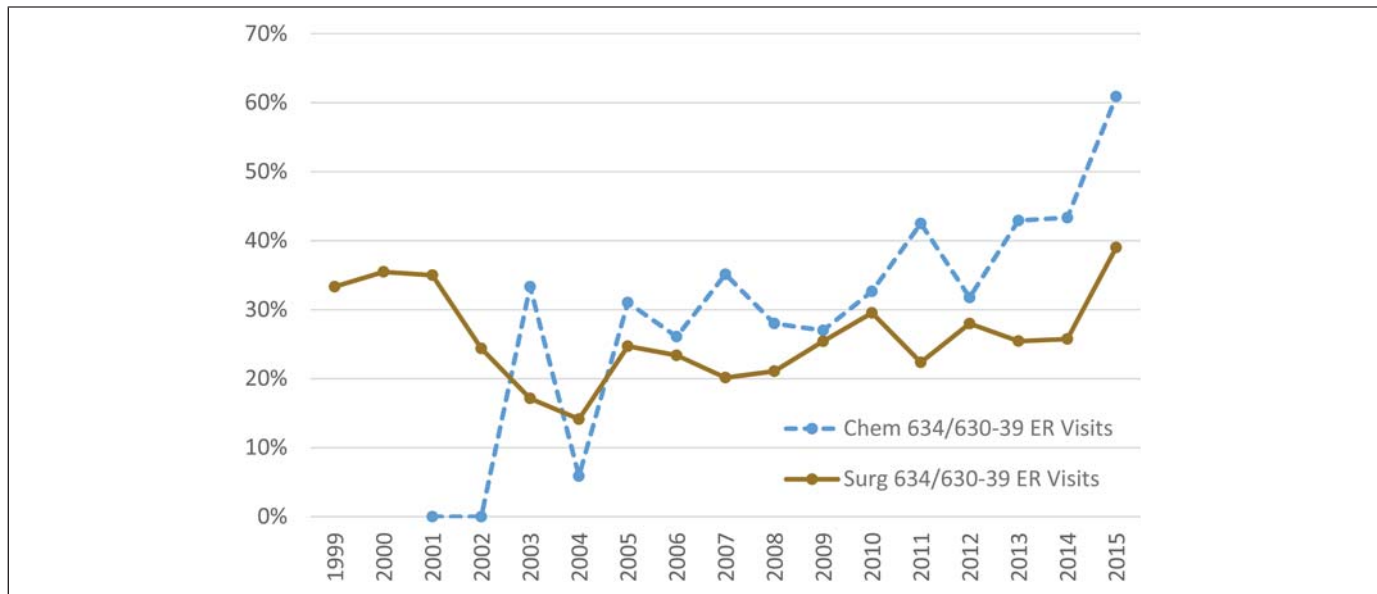
(31.5 vs 8.6); and abortion-related (51.7 vs 22.0). The reasons for the increasing rate of ER visits following mifepristone abortions are not readily apparent but may be influenced by mifepristone abortion providers who are unable or unskilled to handle complications after chemical abortions. This finding would be consistent with an analysis of FDA Adverse Event Reports which showed that abortion providers only managed slightly over half of the dilation and curettage procedures (D&Cs) required for hemorrhage and retained tissue, and the remainder were handled by the emergency room.<sup>11</sup> Further research is needed to delineate whether there is a difference between ER visit utilization after abortions performed by those abortion providers untrained in surgical procedures (ie, midwives, advance practice clinicians, Family Medicine providers and other types of providers). This finding is also of significance when considering the implications of removing a requirement for in-person medical supervision of mifepristone abortion as is currently under consideration by the FDA.<sup>12</sup>

These findings are especially consequential because they are derived directly from all paid medical claims records, unlike most other studies of abortion complications which involve voluntary survey reporting and/or a more limited query of a select set of treatment codes. The more comprehensive examination of all ER codes associated with confirmed abortion events undertaken in this research requires reconsideration of previous findings which now appear to have understated the full range of risks associated with abortion. For example, previous research on only fee-for-service California Medicaid beneficiaries and using only a single code (ICD-9 635.xx) in 2009 to 2010 concluded that 6.4% of all abortions were followed by any ER visit within 6 weeks and 0.87% were followed by an abortion-related

visit.<sup>13</sup> Results of our research summarized for the same 2 years found 4.8 times (30.7%) the number of total ER visits and 1.8 times (1.56%) the number of abortion-related visits within our shorter 30-day postabortion observation period. We were able to detect this more accurate number of complications because the women were included in our study based on a CPT code payment for mifepristone abortion, thus eliminating the need for the treating physician to recognize a complication from a chemical abortion.

The finding that many ER visits following known induced abortions are misclassified as postmiscarriage complications is particularly noteworthy. Abortion studies in the United States consistently report lower postabortion complication rates than are documented in the international scientific literature. There are likely multiple reasons for this discrepancy, but among them are the miscoding of abortion-related complications by the provider and the nondisclosure of prior abortion history by the patient. Women obtaining chemical abortions must sign a patient agreement indicating they will bring with them the mifepristone medication guide if seeking emergency care, but some abortion advocates encourage women to withhold information if seeking treatment for an adverse event.<sup>14,15</sup> Our study demonstrated ER visits misclassified or miscoded as spontaneous abortion grew for both types of induced abortion, reaching 39% of abortion-related visits following surgical abortion and 60.9% of visits following chemical abortion in 2015. These mifepristone abortion complications would have been invisible to previous researchers, resulting in a large underestimation of actual mifepristone abortion complications. Our more accurate estimation has significant implications for the evaluation of risks communicated





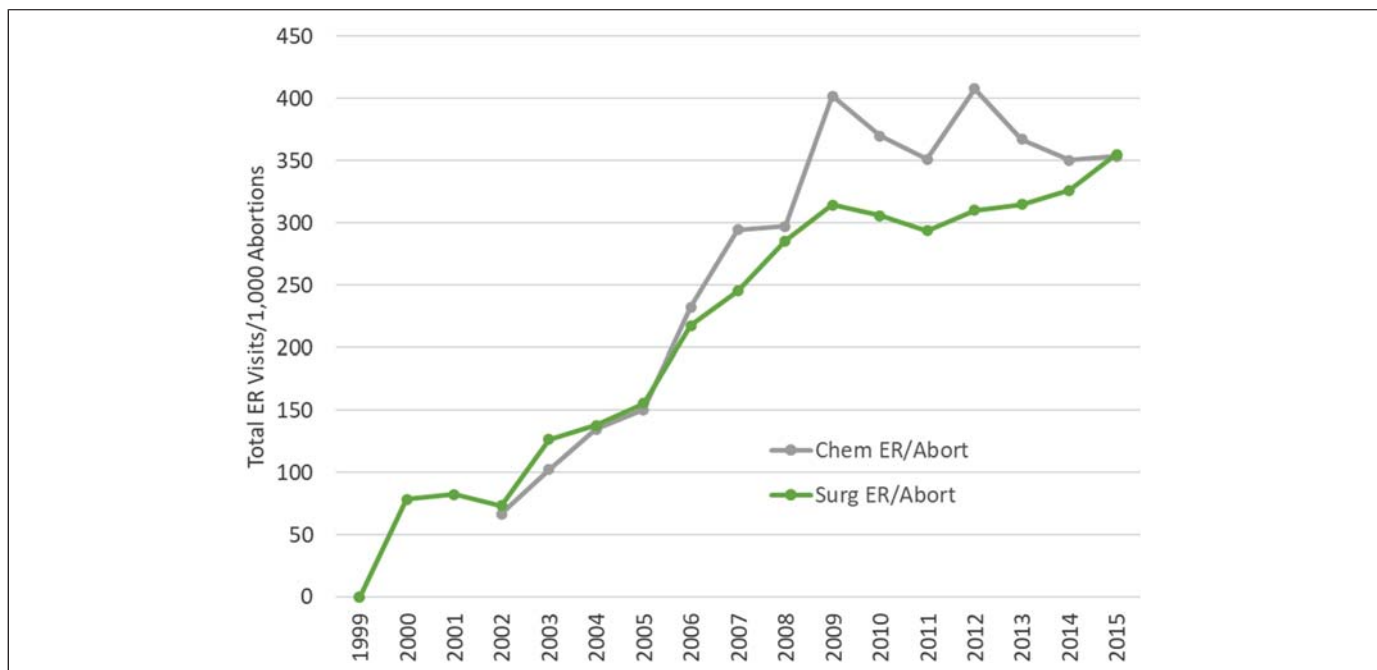
**Figure 6.** Miscoded spontaneous abortion visits as a percent of abortion-related emergency room (ER) visits.

to women in the process of informed consent prior to abortion, as well as in policy making regarding mifepristone abortion.

Consistent with CDC reports, we found the percentage of abortions performed by means of mifepristone and misoprostol increased from 4.4% of total abortions in 2002 to 34.1% in 2015. Similarly, ER visits following mifepristone abortion grew from 3.6% of all postabortion visits in 2002 to 33.9% of all postabortion visits in 2015. The trend toward increasing use of mifepristone abortion requires all concerned with health

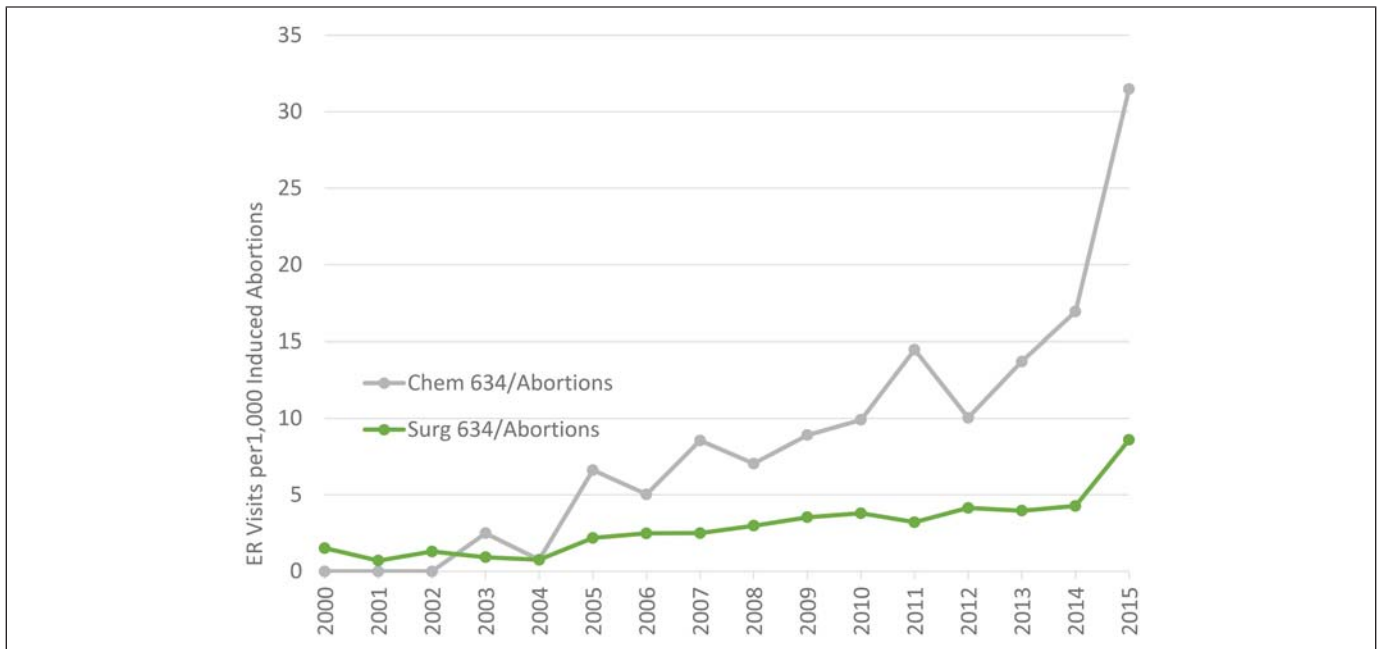
care utilization to carefully follow the ramifications of ER utilization.

There are limitations related to the use of Medicaid claims data. Medicaid-eligible beneficiaries are by definition financially disadvantaged and are not representative of all women experiencing abortion. Conversely, a data set composed entirely of low-income women may also be considered an advantage since results are unlikely to be explained by differences in income or other factors strongly associated with income. The lower risk of any ER visit following induced abortion among



**Figure 7.** Total emergency room (ER) visits per 1000 abortions.

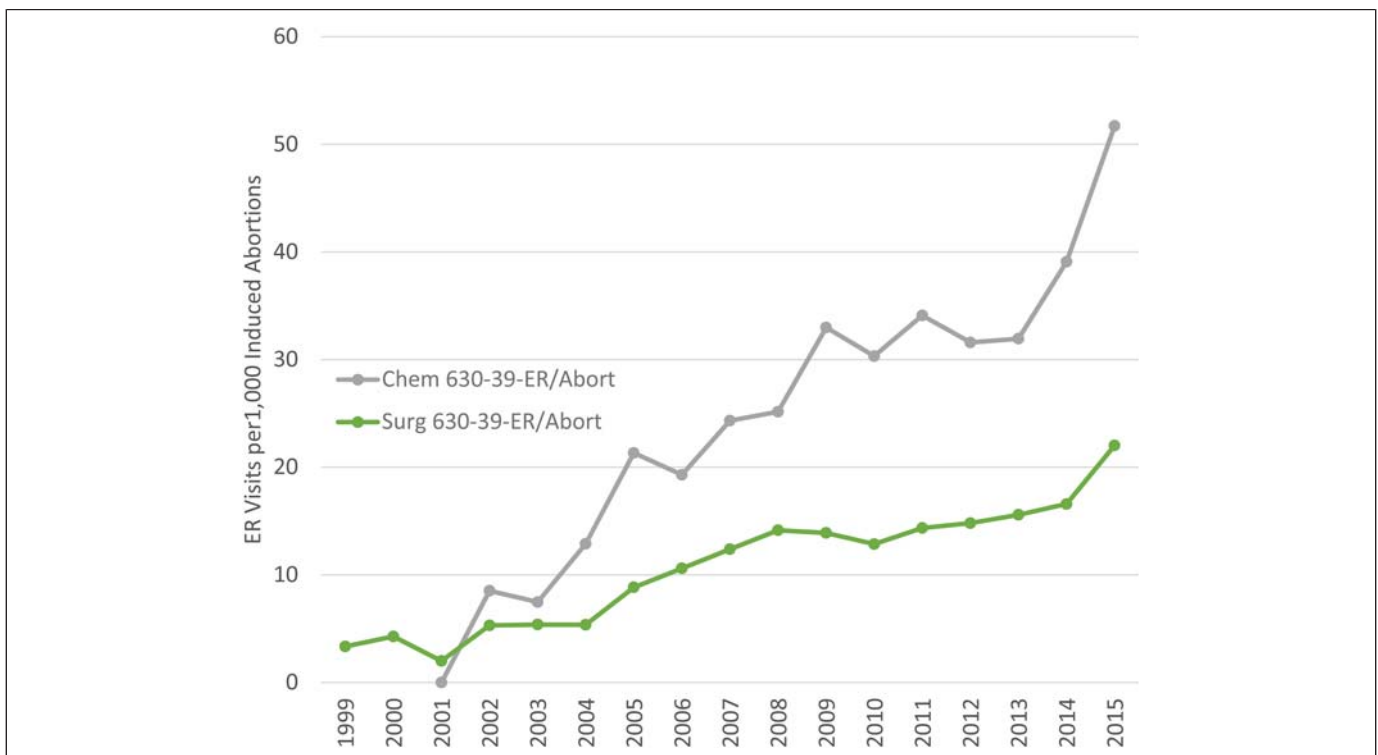




**Figure 8.** Miscoded spontaneous abortion emergency room (ER) visits per 1000 abortions.

Black women suggests that a more granular analysis of the influence of race is warranted. Services received by eligible women but paid by another source (eg, out of pocket) are not included in the claims data. Services received when the women were not eligible are similarly not included.

Administrative data are also subject to limitations regarding coding errors, inconsistent coding, and the exclusion of codes considered nonessential for billing.<sup>16,17</sup> There are inconsistencies in coding which may vary state by state. Our data extraction protocol required both an ICD code and CPT code to



**Figure 9.** Abortion-related emergency room (ER) visits per 1000 abortions.

**Table 2.** Logistic Regression Odds Ratio Estimates (OR) and (Wald) Confidence Limits (CLs).

	Any ER Visit		Abortion-Related Visit		Spontaneous Abortion Visit	
	OR	95% CLs	OR	95% CLs	OR	95% CLs
Chemical versus Surgical Abortion	1.22	1.19 to 1.24	1.53	1.49 to 1.58	1.88	1.81 to 1.96
Race						
Black versus White	0.59	0.58 to 0.61	0.68	0.66 to 0.71	0.72	0.68 to 0.76
Hispanic versus White	1.07	1.05 to 1.10	1.03	1.00 to 1.07	1.03	0.98 to 1.09
Other versus White	0.91	0.89 to 0.93	0.88	0.85 to 0.91	0.85	0.81 to 0.89
Pregnancy 365 d prior versus no Prior	1.78	1.73 to 1.82	1.35	1.29 to 1.41	1.43	1.35 to 1.52
surgical abortion						
Prior chemical abortion	2.54	2.38 to 2.70	1.80	1.65 to 1.97	1.74	1.54 to 1.96
Prior live birth	1.52	1.48 to 1.56	1.09	1.04 to 1.15	1.12	1.04 to 1.20
Age	0.993	0.992 to 0.994	1.003	1.001 to 1.004	1.000	0.997 to 1.003
Months Medicaid Eligibility	1.008	1.007 to 1.008	1.006	1.005 to 1.007	1.006	1.006 to 1.006

identify beneficiaries who had an induced abortion. To the extent that some states or individual providers do not code an abortion with an ICD code, our study population may undercount the number of abortions. This undercount would likely be due to a random variation in coding protocols and is unlikely to affect the trends related in our findings.

In summary, mifepristone abortion is consistently and progressively associated with increased morbidity in the form of postabortion emergency room utilization among the population of women with publicly funded abortions. The determination of the causes and potential means of prevention for this burden of illness should have the highest priority of our health agencies and elected officials. Additional research is necessary to investigate the prevalence and type of effects beyond 30 days.



### Declaration of Conflicting Interests

The author(s) declared no potential conflicts of interest with respect to the research, authorship, and/or publication of this article.

### Funding

The author(s) disclosed receipt of the following financial support for the research, authorship, and/or publication of this article: This work was supported by the Charlotte Lozier Institute.

### ORCID iDs

James Studnicki  <https://orcid.org/0000-0003-2958-7493>  
Tessa Longbons  <https://orcid.org/0000-0003-0479-9166>

### References

- Longbons T. U.S. abortion trends: 2019 and preliminary 2020. Charlotte Lozier Institute. American Reports Series Issue 19, September 2021. Accessed September 10, 2021. <https://lozierinstitute.org/us-abortion-trends-2019-and-preliminary-2020/>
- U.S. Government Accountability Office. Food and Drug Administration: Information on mifeprex labeling changes and ongoing monitoring efforts. GAO-18-292. Published March 28, 2018. Accessed September 9, 2021.
- Niinimäki M, Pouta A, Bloigu A, et al. Immediate complications after medical compared with surgical termination of pregnancy. *Obstet Gynecol*. 2009;114(4):795-804. doi: 10.1097/AOG.0b013e3181b5ccf9
- Carlsson I, Breeding K, Larsson P-G. Complications related to induced abortion: a combined retrospective and longitudinal follow-up study. *BMC Women's Health*. 2018;18(1):158. doi: 10.1186/s12905-018-0645-6
- Cleland K, Creinin MD, Nucatola D, Nshom M, Trussell J. Significant adverse events and outcomes after medical abortion. *Obstet Gynecol*. 2013;121(1):166-171. doi: 10.1097/aog.0b013e3182755763
- Ireland LD, Gatter M, Chen AY. Medical compared with surgical abortion for effective pregnancy termination in the first trimester. *Obstet Gynecol*. 2015;126(1):22-28. doi: 10.1097/AOG.0000000000000910
- Upadhyay UD, Johns NE, Barron R, et al. Abortion-related emergency department visits in the United States: an analysis of a national emergency department sample. *BMC Med*. 2018;16(1):88. doi: 10.1186/s12916-018-1072-0
- Studnicki J, Reardon D, Harrison D, Fisher J, Skop I. Improving the metrics and data reporting for maternal mortality: a challenge to public health surveillance and effective prevention. *Online J Public Health Inform*. 2019;11(2):e17. doi: 10.5210/ojphi.v11i2.10012
- Schaible B. Improving the accuracy of maternal mortality and pregnancy related death. *Issues Law Med*. 2014;29(2):231-242.
- New MJ. Hyde @ 40: analyzing the impact of the Hyde amendment. Charlotte Lozier Institute, On Point Series 12. 2016. Accessed September 9, 2021. [https://s27589.pcdn.co/wp-content/uploads/2016/09/OP\\_hyde\\_9.28.3.pdf](https://s27589.pcdn.co/wp-content/uploads/2016/09/OP_hyde_9.28.3.pdf)
- Aultman K, Cirucci CA, Harrison DJ, Beran BD, Lockwood MD, Seiler S. Deaths and severe adverse events after the use of mifepristone as an abortifacient from September 2000 to February 2019. *Issues Law Med*. 2021;36(1):3-26.
- Joint Mot. to Stay Case Pending Agency Review, *Chelius v. Becerra*, Civ. No. 1:17-00493 JAO-RT (D. Haw.).
- Upadhyay UD, Desai S, Zlidar V, et al. Incidence of emergency department visits and complications after abortion. *Obstet*

*Gynecol.* 2015;125(1):175-183. doi: 10.1097/AOG.0000000000000603

14. Safe2Choose. Will medical staff be able to notice that I am having an abortion? Accessed September 9, 2021. <https://safe2choose.org/faq/medical-abortion-faq/during-abortion-with-pills/will-medical-staff-be-able-to-notice-that-i-am-having-an-abortion>
15. Plan C. Abortion pills FAQ: Can I get in trouble for using abortion pills? Accessed September 9, 2021. <https://www.plancpills.org/guide-how-to-get-abortion-pills#faq>
16. Hicks J. *The Potential of Claims Data to Support the Measurement of Health Care Quality*. Dissertation, RAND; 2003.
17. Romano PS. Using administrative data to identify associations between implanted medical devices and chronic diseases. *Ann Epidemiol.* 2000;10(4):197-199. doi: 10.1016/s1047-2797(00)00041-7

## Author Biographies

**James Studnicki** is currently Vice President and Director of Data Analytics at the Charlotte Lozier Institute in Arlington, Virginia. Over a span of four decades, he held academic appointments at the Johns Hopkins University School of Hygiene and Public Health, the University of South Florida College of Public Health, and the University of North Carolina, Charlotte, where for ten years he served as the Irwin Belk Endowed Chair in Health Services Research. He holds Doctor of Science (ScD) and Master of Public Health (MPH) degrees from Johns Hopkins and a Master of Business Administration (MBA) from the George Washington University.

**Donna J. Harrison, M.D.** dip ABOG received her M.D. from the University of Michigan and completed ObGyn residency at a University of Michigan Affiliate hospital (St. Joseph Mercy Hospital). She is currently CEO of the American Association of Pro-Life Obstetricians and Gynecologists.

**Tessa Longbons** is a research associate with the Charlotte Lozier Institute. Her research focuses on abortion statistics at the state and national levels and the changing landscape of abortion policy, provision, and access in the United States. She received her B.A. from Thomas Edison State University.

**Ingrid Skop, M.D., F.A.C.O.G.** has been a practicing obstetrician-gynecologist in San Antonio, Texas for 24 years. She received her Bachelor of Science in physiology from Oklahoma State University and her medical doctorate from Washington University School of Medicine. She completed her residency in obstetrics and gynecology at the University of Texas Health Science Center at San Antonio. She is a Fellow of the American College of Obstetrics and Gynecology, a Charlotte Lozier

Institute Associate Scholar and Chairman of the American Association of Pro-Life Obstetricians and Gynecologist's Maternal Mortality Committee. She is the Board Chairman of Any Woman Can Pregnancy Resource Center-which specializes in free mental health counseling and is a board member of The Source for Women-a consortium of holistic women's health care centers in Texas. She is married to a physician and is the proud mother of two sons and a daughter.

**David C. Reardon** is the director of Elliot Institute, a biomedical ethicist, and a lead author on numerous studies and books examining the risk factors and effects of pregnancy loss on women and families.

**John W. Fisher** is currently an Associate Scholar at the Charlotte Lozier Institute. Following a 22 year career as a nuclear submarine officer, he served as the Director of Life Support and engineering at the Florida Aquarium, Chief Financial Officer of Technology Transfer Services, and 10 years as an Assistant Professor at the University of North Carolina at Charlotte College of Health and Human Services. He holds a PhD in Information Systems and Decision Sciences from the University of South Florida, a JD from Massachusetts School of Law, and Master's degrees from the Massachusetts Institute of Technology (Ocean Engineering), University of Notre Dame (Administration), Indiana University (Business Administration), and the United States Naval War College (National Security Policy). He is currently a member of the bar in New Hampshire and Massachusetts.

**Maka Tsulukidze, MD, PhD, MPH** is an Assistant Professor at the Florida Gulf Coast University, Marieb College of Health & Human Services. Before joining FGCU, she was a Postdoctoral Fellow at the Dartmouth Center for Health Care Delivery Science. She has earned a PhD degree from the University of North Carolina at Charlotte and MD from Tbilisi Medical Academy. Previously she was a UNICEF National Consultant to the Parliament of Georgia, Short-Term Consultant at PAHO/WHO and Senior Expert at the Parliament of Georgia, Committee on Health and Social Issues. She has also worked as a Deputy Chair/Project Manager for the Task Force for Prevention of Micronutrient Malnutrition and Food Fortification Initiatives established under the Parliament of Georgia, Committee on Health and Social Issues.

**Christopher Craver** is an independent health services researcher affiliated with the Charlotte Lozier Institute focused on the use of secondary healthcare data sources in population based scientific research. He is widely published in many healthcare topics including cancer treatment, rare disease populations, and the efficacy of surgical services.

# Exhibit 18

Maarit Niinimäki, et al., *Comparison of rates of adverse events in adolescent and adult women undergoing medical abortion: population register based study*, BJM, April 20, 2011

# Comparison of rates of adverse events in adolescent and adult women undergoing medical abortion: population register based study

Maarit Niinimäki, consultant gynaecologist,<sup>1</sup> Satu Suhonen, chief physician,<sup>2</sup> Maarit Mentula, consultant gynaecologist,<sup>3</sup> Elina Hemminki, research professor,<sup>4</sup> Oskari Heikinheimo, chief physician,<sup>3</sup> Mika Gissler, research professor<sup>4,5</sup>

<sup>1</sup>Department of Obstetrics and Gynecology, University Hospital of Oulu, Finland

<sup>2</sup>City of Helsinki Health Centre, Unit for Maternal and Child Health Care and Health Promotion, Helsinki, Finland

<sup>3</sup>Department of Obstetrics and Gynaecology/Kätilöopisto Hospital, Helsinki University Central Hospital, PO Box 610, 00029 HUS, Helsinki, Finland

<sup>4</sup>National Institute for Health and Welfare, Helsinki, Finland

<sup>5</sup>Nordic School of Public Health, Gothenburg, Sweden

Correspondence to: O Heikinheimo [oskari.heikinheimo@helsinki.fi](mailto:oskari.heikinheimo@helsinki.fi)

Cite this as: *BMJ* 2011;342:d2111  
doi:10.1136/bmj.d2111

## ABSTRACT

**Objective** To determine the risks of short term adverse events in adolescent and older women undergoing medical abortion.

**Design** Population based retrospective cohort study.

**Setting** Finnish abortion register 2000-6.

**Participants** All women (n=27 030) undergoing medical abortion during 2000-6, with only the first induced abortion analysed for each woman.

**Main outcome measures** Incidence of adverse events (haemorrhage, infection, incomplete abortion, surgical evacuation, psychiatric morbidity, injury, thromboembolic disease, and death) among adolescent (<18 years) and older (≥18 years) women through record linkage of Finnish registries and genital *Chlamydia trachomatis* infections detected concomitantly with abortion and linked with data from the abortion register for 2004-6.

**Results** During 2000-6, 3024 adolescents and 24 006 adults underwent at least one medical abortion. The rate of chlamydia infections was higher in the adolescent cohort (5.7% v 3.7%, P<0.001). The incidence of adverse events among adolescents was similar or lower than that among the adults. The risks of haemorrhage (adjusted odds ratio 0.87, 95% confidence interval 0.77 to 0.99), incomplete abortion (0.69, 0.59 to 0.82), and surgical evacuation (0.78, 0.67 to 0.90) were lower in the adolescent cohort. In subgroup analysis of primigravid women, the risks of incomplete abortion (0.68, 0.56 to 0.81) and surgical evacuation (0.75, 0.64 to 0.88) were lower in the adolescent cohort. In logistic regression, duration of gestation was the most important risk factor for infection, incomplete abortion, and surgical evacuation.

**Conclusions** The incidence of adverse events after medical abortion was similar or lower among adolescents than among older women. Thus, medical abortion seems to be at least as safe in adolescents as it is in adults.

## INTRODUCTION

Pregnancies among teenagers are mostly unplanned and offer a special challenge to family planning

services. Most of all such pregnancies (up to 82% in the United States) are unintended.<sup>1</sup> The decision to continue or terminate a pregnancy is strongly associated with age. Besides age, being a student or being single are important factors in young women's decisions on abortion.<sup>2</sup> In the United States, 6% of all abortions are carried out in under 18s.<sup>1</sup> In the United Kingdom, 9.5% of abortions in 2009 were in adolescents.<sup>3</sup> Thus abortions among teenagers are common and are an important public health problem.

The medical termination of pregnancy using the antiprogesterone mifepristone and a prostaglandin analogue has been widely established in several countries during the past decade. In 2009, 40% of abortions were medical in the United Kingdom.<sup>3</sup> In Sweden and Finland the corresponding figures were 72% and 76%.<sup>4,5</sup>

Increasing use of medical termination of pregnancy points to a need for appropriate studies to confirm its safety in various target groups. Using nationwide register based data we showed that both medical and surgical abortions are generally safe, with few serious complications when gestation is less than 63 days.<sup>6</sup> The most common adverse events were haemorrhage and incomplete abortion. However, in that study we did not assess the safety of medical abortion among adolescents.

Data on the safety of medical abortion among adolescents are limited. In a small prospective study, medical abortion was found to be highly effective and well tolerated in adolescents aged 14 to 17 when gestation was less than 56 days. Initially, half of the participants experienced stress and fear, but these emotions improved significantly within the month after abortion.<sup>7</sup>

In the present nationwide study we compared the safety of medical abortion between adolescents and adults. To eliminate the possible influence of previous pregnancies on the outcome of termination of pregnancy, we carried out a subgroup analysis among primigravid women. In addition we assessed the impact of a positive *Chlamydia trachomatis* test result at the time of



abortion on the incidence of infections after abortion—a situation of great clinical relevance to adolescents.

## METHODS

From the national abortion register compiled by the National Institute for Health and Welfare we identified all women who had undergone induced abortion in Finland during 2000–6. The study population consisted of women who had had a medical abortion (mifepristone alone or in combination with misoprostol or other prostaglandins) at 20 weeks or less of gestation. We divided the women into two cohorts based on age at the time of abortion: adolescents (<18 years) and adults (≥18 years). To keep the observations independent, we included only the first abortion for women who had more than one during the study period. To assess the potential learning curve in the introduction of medical abortion, we analysed the results in part separately for the first years (2000–3) of its use compared with established use (2004–6). We linked the data with the care register for health institutions (later called the hospital register) and the national infectious diseases register, both compiled by the National Institute for Health and Welfare, and the cause of death register of Statistics Finland. We followed the women for 42 days after the induced abortion and linked all events recorded in the hospital register and cause of death register with the abortion register.

The Finnish national register on induced abortions and sterilisations has been maintained since 1977. In accordance with the current legislation, doctors performing induced abortions are obliged to report cases to the register within one month, using a specific data collection form. In Finland, data on induced abortions are collected from all hospitals and clinics that carry out induced abortions. The register contains data on women having termination of pregnancy. These data include information on pregnancy history, occupation, type of residence, municipality, and marital status. Data on current pregnancy include information on duration of gestation at the time of abortion, indication for abortion, and method of termination.<sup>5</sup>

We have previously described Finnish legislation on induced abortion.<sup>8</sup> Briefly, current legislation permits termination of pregnancy of up to 20 weeks' gestation

(24 weeks in cases of a medical condition of the fetus) for social, medical, or ethical reasons. A national guideline on the care of women seeking abortion was published in 2001 and updated in 2007.<sup>9</sup> Based on this guideline all women should be screened for *C trachomatis* and treated if it is present and screened for bacterial vaginosis at the first visit before the termination of pregnancy. Prophylactic antibiotics are not routinely used.

## Data collection

All hospitals in Finland are required by law to provide the hospital register with information on inpatient treatment (all hospitals) and outpatient visits (public hospitals). This register contains information on diagnosis (international statistical classification of diseases and related health problems, ICD-10<sup>10</sup>) and treatment (Nordic classification of surgical procedures<sup>11</sup>), as well as the dates of the treatment episodes. To analyse adverse events related to induced abortion we linked information on the study participants in the hospital register for all hospital inpatient episodes and outpatient visits within 42 days after termination of pregnancy with data in the abortion register. We selected diagnoses and codes for surgical procedures in the cohorts for those considered to be of clinical importance.

We divided the complications into eight categories (see box): haemorrhage, infection, incomplete abortion, surgical evacuation, psychiatric morbidity, injury or other reason for surgical operation, thromboembolic disease, and death. The classification was based on that reported in the joint study of the Royal College of General Practitioners and the Royal College of Obstetricians and Gynaecologists<sup>12</sup> and modified for this and our previous study.<sup>6</sup>

The cause of death register contains data from death certificates and covers all deaths of Finnish citizens and permanent residents in Finland, classified according to ICD-10 codes. All the early deaths (within 42 days of termination of pregnancy) were classified as direct, indirect, or accidental.<sup>13</sup>

The National Department of Infectious Disease Epidemiology and Control at the National Institute for Health and Welfare collects information on cases of detected *C trachomatis* infections. Since 1997 it has been mandatory for laboratories to report all positive cases to the national infectious diseases register based on the Communicable Diseases Act and Decree of 1987.<sup>14</sup> Since 2004, laboratory notifications have included personal identification numbers, enabling linkage of the data with that in other registries. Since 2004 genital *C trachomatis* has been detected by DNA or RNA testing.<sup>14</sup>

## Statistical analysis

To assess differences between the groups we used the Mann-Whitney test for age and the  $\chi^2$  test for categorical variables. The  $\chi^2$  test was also used to calculate the difference in the incidence of adverse events, except for rare ones (psychiatric morbidity, injury, thromboembolic disease, and death) when we used Fisher's

### Classification of adverse events

- Haemorrhage—all reported haemorrhage
- Infection—pelvic inflammatory disease, endometritis, cervicitis, wound infections, pyrexia of unknown origin, urinary tract infections, and septicaemia
- Any reported incomplete abortion
- Surgical evacuation
- Psychiatric morbidity—depression, intoxication, psychoses (ICD-10 codes F10–F48)
- Injury or other reason for surgical operation—all injuries, cervical laceration, uterine perforation, all surgical interventions during follow-up
- Thromboembolic disease—pulmonary embolism, deep vein thrombosis
- Death—death from any cause, pregnancy related death according to the World Health Organization definition



**Table 1** | Characteristics of the two study cohorts. Values are numbers (percentages) unless stated otherwise

Characteristics	Adolescent cohort ( $<18$ years) (n=3024)	Adult cohort ( $\geq 18$ years) (n=24 006)	P value
Mean (median) age (years), range	16.1 (16.0), 13-17	27.6 (26.0), 18-50	$<0.001$
Previous pregnancies:			
None	2913 (96.3)	10 474 (43.6)	$<0.001$
Yes	111 (3.7)	13 532 (56.4)	
Previous deliveries:			
None	2972 (98.3)	12 059 (50.2)	$<0.001$
Yes	52 (1.7)	11 947 (49.8)	
Previous induced abortions:			
None	3004 (99.3)	19 432 (80.9)	$<0.001$
Yes	20 (0.7)	4574 (19.1)	
Marital status:			
Married	12 (0.4)	5634 (23.5)	$<0.001$
Cohabiting	126 (4.2)	4546 (18.9)	
Single	2882 (95.3)	13 785 (57.4)	
Data missing	4 (0.1)	41 (0.2)	
Type of residence:			
Urban	1979 (65.4)	17 977 (74.9)	$<0.001$
Densely populated	486 (16.1)	2986 (12.4)	
Rural	559 (18.5)	3043 (12.7)	
Duration of gestation (weeks):			
$<9$	2424 (80.2)	20 143 (83.9)	$<0.001$
9-12	139 (4.6)	660 (2.7)	
13-16	283 (9.4)	1741 (7.3)	
17-20	171 (5.7)	1151 (4.8)	
Data missing	7 (0.2)	311 (1.3)	
<i>Chlamydia trachomatis</i> positive test result*	99/1749 (5.7)	496/13 547 (3.7)	$<0.001$

\*Data available for 2004-6.

exact test. We used the confidence interval analysis program to calculate the rates of adverse events.<sup>15</sup> For small proportions we used the exact binomial method. The estimated risks of adverse events were determined by logistic regression analyses, and are presented as odds ratios with 95% confidence intervals. Variables that showed statistically significant associations with complications in univariate analysis (type of residence, marital status, duration of gestation, year of abortion, and adolescent or adult cohort) were further entered in multivariate analysis. SPSS 16.0 for Windows was used for the statistical analyses.

## RESULTS

During 2000-6, 27 030 women underwent medical abortion between five and 20 weeks of gestation. Of these women, 3024 were younger than 18 (adolescent cohort) and the remaining 24 006 were older (adult cohort). Including only the first induced abortion for each woman during 2000-3, medical abortion was carried out in 1275 (29.3%) adolescents and in 10 459 (31.7%) adults. In 2004-6 the corresponding numbers were 1749 (61.9%) and 13 547 (63.3%).

The two cohorts differed significantly for various characteristics (table 1). The adolescents had fewer previous deliveries and induced abortions and were

more often single and living in a non-urban setting. In both groups, most of the medical abortions (over 80%) were performed before nine weeks of gestation, but the mean duration of gestation was more advanced among adolescents. The incidence of *C trachomatis* infections, diagnosed four weeks before to six weeks after abortion, was higher in the adolescent cohort, as calculated for 2004-6.

Table 2 describes the incidence of adverse events among the two cohorts, as well as among the primigravid women. The adult cohort had a significantly higher incidence of haemorrhage (3690 (15.4%) *v* 386 (12.8%),  $P<0.001$ ), incomplete abortion (2450 (10.2%) *v* 212 (7.0%),  $P<0.001$ ), and surgical evacuation of retained products of conception (3121 (13.0%) *v* 333 (11.0%),  $P=0.002$ ). Odds ratios were calculated for main adverse events (haemorrhage, infection, incomplete abortion, and surgical evacuation), after adjustment for parity, previous abortions, marital status, type of residence, duration of gestation, and year of abortion. In the adolescent cohort the adjusted odds ratios were significantly lower for haemorrhage, incomplete abortion, and surgical evacuation than in the adult cohort. In addition, the adult cohort had more participants with adverse events (5535 (23.1%) *v* 575 (19.0%),  $P<0.001$ ).

In the subgroup analysis carried out among the primigravid women, the proportion of women with haemorrhage (1505 (14.4%) *v* 374 (12.8%),  $P=0.035$ ), incomplete abortions (887 (8.5%) *v* 201 (6.9%),  $P=0.006$ ) and a higher overall number of adverse events (2224 (21.1%) *v* 552 (18.9%),  $P=0.031$ ) was significantly higher in the adult cohort. After adjustment for marital status, type of residence, duration of gestation, and year of abortion, the risks for incomplete abortion and surgical evacuation were lower in the primigravid adolescents than in the primigravid adults (table 2).

The incidence of a psychiatric diagnosis was higher among the adolescents in both the cohort and the primigravid cohort, even though the overall numbers were low. Two deaths were reported during the follow-up period. Both of these occurred in adults and were unrelated to the pregnancy (intracranial trauma and melanoma).

The figure shows the results of logistic regression among the primigravid women for risk of main adverse events (haemorrhage, infection, incomplete abortion, and surgical evacuation). An increased risk of haemorrhage was associated with living in a densely populated area. The risk of bleeding after medical abortion was higher during 2004-6 than during 2000-3. Gestations of 9-12 or 13-16 weeks were associated with a lower risk of haemorrhage than gestations of less than nine weeks. The risk of haemorrhage was also significantly lower in the adolescent cohort.

Advanced duration of gestation (9-12, 13-16, and 17-20 weeks) was associated with an increased risk of infections after abortion (figure). Additionally, being married or cohabiting compared with being single was associated with an increased risk of infection.

**Table 2** Incidence of adverse events in study cohorts for all women (3024 adolescents and 24 006 adults) and for primigravid women (2913 adolescents and 10 474 adults)

Adverse events	Adolescent cohort (<18 years)	% (95% CI)	Adult cohort (≥18 years)	% (95% CI)	P value	Adjusted odds ratio (95%CI)*
<b>All women</b>						
Haemorrhage	386	12.8 (11.6 to 14.0)	3690	15.4 (15.0 to 16.0)	<0.001†	0.87 (0.77 to 0.99)†
Infection	60	2.0 (1.5 to 2.6)	489	2.0 (1.9 to 2.2)	0.742	0.97 (0.73 to 1.30)
Incomplete abortion	212	7.0 (6.1 to 8.0)	2450	10.2 (9.8 to 10.6)	<0.001†	0.69 (0.59 to 0.82)†
Surgical evacuation	333	11.0 (9.9 to 12.1)	3121	13.0 (12.6 to 13.4)	0.002†	0.78 (0.67 to 0.90)†
Psychiatric morbidity	3	0.10 (0.02 to 0.29)	2	NA	0.012†	—
Injury	4	0.13 (0.04 to 0.34)	35	0.15 (0.10 to 0.19)	1.000	—
Thromboembolic disease	2	0.07 (0.01 to 0.24)	26	0.11 (0.07 to 0.15)	0.764	—
Death	0	NA	2	NA	0.392	—
<b>No of adverse events per woman:</b>						
0	2449	81.0 (79.6 to 82.4)	18471	76.9 (76.4 to 77.5)	<0.001†	—
1	488	16.1 (14.8 to 17.4)	4456	18.6 (18.1 to 19.1)		—
2	82	2.7 (2.2 to 3.4)	994	4.1 (3.9 to 4.4)		—
3	5	0.17 (0.05 to 0.39)	83	0.35 (0.27 to 0.42)		—
4	0	NA	2	NA		—
<b>Primigravid women</b>						
Haemorrhage	374	12.8 (11.6 to 14.1)	1505	14.4 (13.7 to 15.0)	0.035†	0.88 (0.78 to 1.00)
Infection	57	2.0 (1.5 to 2.5)	227	2.2 (1.9 to 2.5)	0.486	1.01 (0.75 to 1.37)
Incomplete abortion	201	6.9 (6.0 to 7.9)	887	8.5 (7.9 to 9.0)	0.006†	0.68 (0.56 to 0.81)†
Surgical evacuation	311	10.7 (9.6 to 11.8)	1136	10.8 (10.3 to 11.4)	0.794	0.75 (0.64 to 0.88)†
Psychiatric morbidity	3	0.10 (0.02 to 0.30)	1	NA	0.034†	—
Injury	4	0.14 (0.04 to 0.35)	10	0.10 (0.04 to 0.16)	0.521	—
Thromboembolic disease	2	0.07 (0.01 to 0.25)	10	0.10 (0.04 to 0.16)	1.00	—
Death	0	NA	1	NA	0.391	—
<b>No of adverse events per woman:</b>						
0	2361	81.1 (79.6 to 82.5)	8250	78.8 (78.0 to 79.5)	0.031†	—
1	468	16.1 (14.7 to 17.4)	1838	17.5 (16.8 to 18.3)		—
2	79	2.7 (2.2 to 3.4)	356	3.4 (3.1 to 3.8)		—
3	5	0.17 (0.06 to 0.40)	30	0.29 (0.18 to 0.39)		—
4	0	NA	0	NA		—

NA=not applicable owing to small number of women.

\*Adult cohort as reference for all women adjusted for parity, previous abortions, marital status, type of residence, duration of gestation, and year of abortion; adult cohort as reference for primigravid women adjusted for marital status, type of residence, duration of gestation, and year of abortion.

†Statistically significant.

Also, the risk was higher in the later period (2004-6) than in 2000-3. The risk of infection was similar between the two cohorts.

Advanced duration of gestation was strongly related to the risk of incomplete abortion and surgical evacuation. The risk of incomplete abortion was lower in adolescents (odds ratio 0.69, 95% confidence interval 0.58 to 0.82) than in adults. The risk of surgical evacuation was increased in women living in rural areas and in those who were married or cohabiting. When abortion was carried out in the later period (2004-6) the risk of surgical evacuation was diminished (figure).

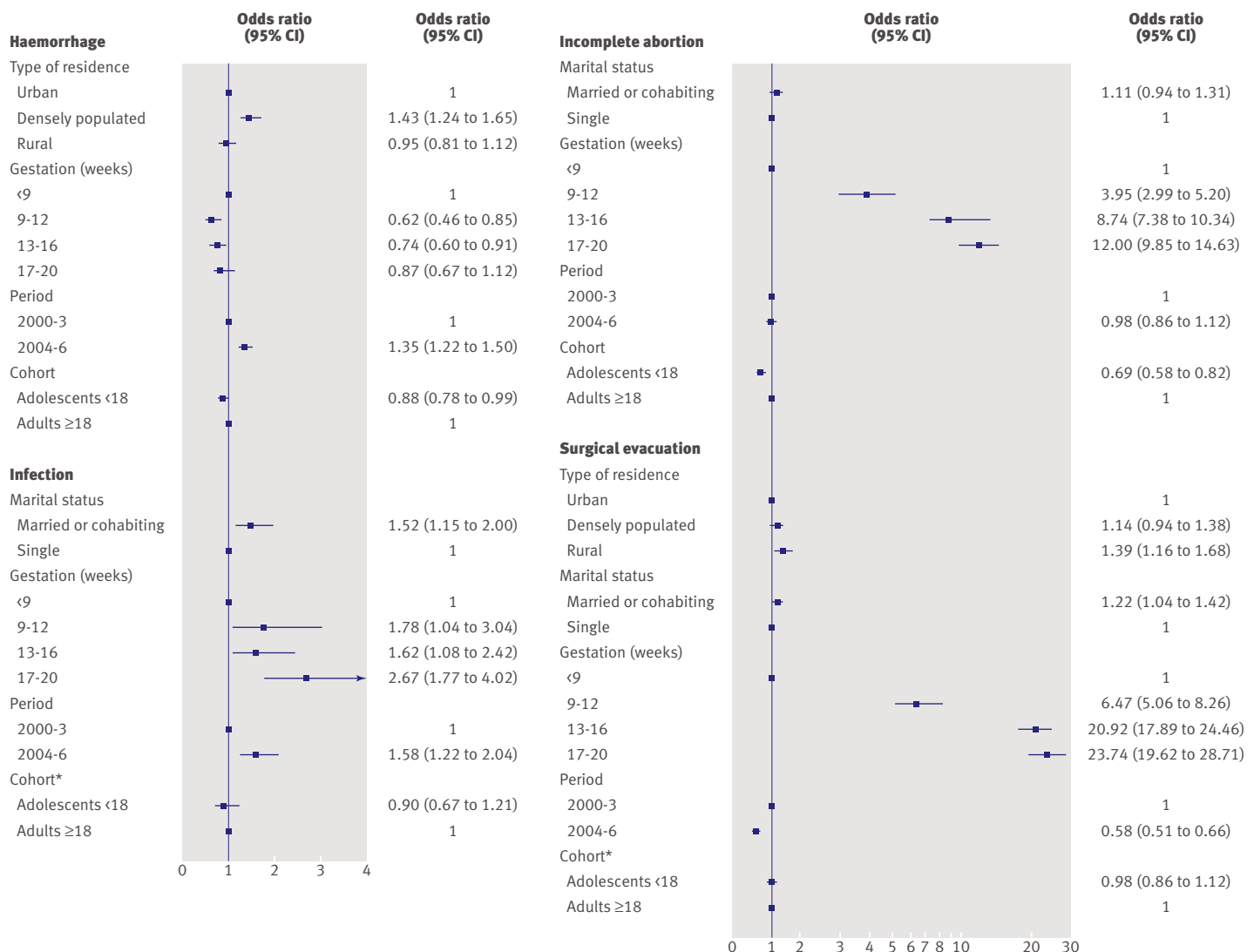
The risk of infections after abortion as a result of concurrent chlamydia infection was assessed among women who underwent abortion during 2004-6. In logistic regression analysis of the whole cohort, the risk of infection after abortion was not associated with concurrent chlamydia infection (1.02, 0.58 to 1.78). Moreover, no significant difference in the rate of infections after abortion emerged between adolescents and

those with a positive test result for *C trachomatis* (data not shown).

## DISCUSSION

In the present study the rate of adverse events and complications after medical abortion in adolescents was similar to or lower than that in adults. Various characteristics of the two cohorts differed significantly (table 1), but the risk of adverse events was calculated after adjustment for these factors. This study covered almost all abortions carried out in Finland in all regions and hospitals during a seven year period and thus shows reliable national trends. Earlier studies assessing the completeness of the Finnish abortion register found that 99% of abortions were reported to the register and at least 95% of information matched the medical records.<sup>16 17</sup>

One limitation of the study is that the registry based data lack detailed information as the diagnoses were made on clinical grounds, and the severity of adverse



Logistic regression analysis of risk factors for main adverse events (haemorrhage, infection, incomplete abortion, and surgical evacuation) among primigravid women in entire cohort. Results of multivariate analysis are shown unless stated otherwise. Variables showing significance in univariate analysis are included. \*Derived from univariate analysis

events may vary substantially. Another drawback is that no conclusions can be made on the effects of abortion beyond the 42 days of follow-up. A further limitation is that data on *C. trachomatis* could only be linked with registry data from 2004, when identification numbers were first archived.

More women sought help for bleeding after abortion when gestation was less than nine weeks. This finding parallels that reported in our previous study.<sup>6</sup> This might be explained partly by the fact that medical abortions at nine weeks or more of gestation are carried out by hospitals, and not on an outpatient basis.<sup>9</sup> Moreover, an increasing number of these early abortions are carried out at home using self administered misoprostol.

The risk of surgical evacuation of retained products after medical abortion decreased during 2004-6 compared with 2000-3, whereas the number of incomplete abortions remained the same. These findings probably

reflect a learning curve in providing medical abortion. However, the lower number of surgical evacuations occurred at the expense of an increased rate of consultations as a result of uterine bleeding. We took into account the possible bias caused by the differences between the study periods (2000-3 and 2004-6) by adjusting the odds ratios of adverse events by study period.

The rate of infections after abortion was higher (2.0%) than that reported in an earlier review in which medical abortion was assessed (0.9%).<sup>18</sup> The higher figure may in part be a result of the register based nature of the present study—that is, the diagnostic criteria lacked uniformity. In recent reviews, however, the incidence of infections after medical abortion in the second trimester has been estimated to be about 3%.<sup>19,20</sup> Thus in the present study, concerning pregnancies of up to 20 weeks' duration, the incidence of infections was comparable with that reported in the recent

**WHAT IS ALREADY KNOWN ON THIS TOPIC**

Teenage pregnancies are mostly unplanned and often result in induced abortion  
 Medical abortion is increasingly used, albeit its safety has not been properly assessed among adolescents

**WHAT THIS STUDY ADDS**

The risk of adverse events (haemorrhage, incomplete abortion, infection) after medical abortion is similar or even lower in adolescent (<18 years) compared with adult women

reviews. The risk of infection was increased when the abortion was carried out in the later period (2004-6). The explanation for this is unclear. The incidence of *C trachomatis* infections in the Finnish population did not change at the same time.<sup>14</sup>

*C trachomatis* is a notable cause of pelvic inflammatory disease. Screening for and treatment of *C trachomatis* can prevent the development of the disease after abortion.<sup>21</sup> To prevent infection after termination of pregnancy both prophylactic antibiotic therapy for all and screen and treat strategies are in use. In a recent study in the United States, routine provision of doxycycline at the time of medical abortion was associated with a significant reduction in the rate of serious infections.<sup>22</sup>

We found no correlation between *C trachomatis* diagnosed at the time of abortion and subsequent infections. In Finland, systematic screening for *C trachomatis* after termination of pregnancy is enforced by national guidelines.<sup>9</sup> In 2004-6 the national incidence of *C trachomatis* among girls and young women aged 10-19 was 1.7% in Finland,<sup>14</sup> whereas a higher rate of 5.7% was detected in the present adolescent cohort. The results of this study do not rule out the possible association with infections after abortions in the cases of untreated *C trachomatis* infections, or with delayed antibiotic treatment. The present study suggests that by timely screening it is possible to treat the infection before the clinical manifestation.

In the present study psychiatric morbidity was significantly more common among adolescents than among adults, although the number of cases was small. Register based studies are not ideal for studying psychiatric disorders, as only some women seek professional help for mental disorders and only some women with mental disorders are treated in specialised healthcare. In a recent register based Danish study, the risk of a psychiatric disorder in women with no such previously detected disorders was not increased after induced abortion in the first trimester.<sup>23</sup> The risk of psychiatric contact was not, however, significantly affected by age. In a US survey, adolescents were not at increased risk for depression or lower self esteem after abortion than the controls during follow-up.<sup>24</sup> The present studies only assessed psychiatric diagnoses during the short follow-up but not possible psychiatric morbidity before abortion. Thus the association of mental disorders and termination of pregnancy among adolescents remains unresolved.

Experience of pain or satisfaction with care could not be studied in the present setting, as these outcomes are not registered in the Finnish abortion register. In a randomised study, women with higher gestational age and first pregnancy seemed to be less satisfied with medical abortion as a result of more pain during the termination.<sup>25</sup> The effective treatment of pain must be taken into account when adolescents, predominantly nulliparous women, undergo induced abortion.

**Conclusion**

The present population based national study provides evidence that medical abortion is not associated with additional risks of adverse events among adolescents in the short term compared with adult women. The data were derived from one country with a homogeneous population but can be generalised to populations with high quality healthcare and easy access to specialist treatment.

The preliminary results of this study were presented at the International Federation of Obstetrics and Gynecology (FIGO) meeting in Cape Town, South Africa October 2009, and in the International Federation of Professional Abortion and Contraception Associates (FIAPAC) meeting in Seville Spain, October 2010 (MN). We thank Aini Bloigu (National Institute for Health and Welfare, Oulu, Finland) for her professional help with the statistics.

**Contributors:** All authors participated in the design of the study. MN carried out the data analysis, wrote the first draft of the manuscript, and is a guarantor of the study. All authors contributed to the subsequent writing of the paper and gave substantial input into the study. OH obtained funding for the study. MG is in charge of the Finnish reproductive registries (including the abortion register).

**Funding:** This study was funded by Finnish Cultural Foundation (MN), Helsinki University Central Hospital Research Funds (OH, MN), and University Hospital of Oulu Research Funds (MN).

**Competing interests:** All authors have completed the Unified Competing Interest form at [www.icmje.org/doi\\_disclosure.pdf](http://www.icmje.org/doi_disclosure.pdf) (available on request from the corresponding author) and declare: OH has lectured at an educational event organised by Nordic Drugs and has been principal investigator in clinical studies sponsored by the Concept Foundation; no financial relationships with any organisations that might have an interest in the submitted work in the previous three years, no other relationships or activities that could appear to have influenced the submitted work.

**Ethical approval:** This study was approved by the ethics committee of the Northern Ostrobothnia Hospital District in October 2005 (No 46/2005). The Ministry of Social Affairs and Health, and Statistics Finland gave permission for the use of confidential personal level data from the registries. The data protection ombudsman was notified about the data linkage before the analyses, as required by national data protection legislation.

**Data sharing:** No additional data available.

- 1 Jones RK, Finer LB, Singh S. Characteristics of US abortion patients, 2008. Guttmacher Institute, 2010.
- 2 Sihvo S, Bajos N, Ducot B, Kaminski M. Women's life cycle and abortion decision in unintended pregnancies. *J Epidemiol Community Health* 2003;57:601-5.
- 3 Department of Health. Abortion statistics, England and Wales: 2009. 2010. [www.dh.gov.uk/en/Publicationsandstatistics/Publications/PublicationsStatistics/DH\\_116039](http://www.dh.gov.uk/en/Publicationsandstatistics/Publications/PublicationsStatistics/DH_116039).
- 4 Socialstyrelsen. Statistics. 2010. [www.socialstyrelsen.se/statistics](http://www.socialstyrelsen.se/statistics).
- 5 National Institute for Health and Welfare. Induced abortions. 2010. [www.stakes.fi/EN/tilastot/statisticsbytopic/reproduction/abortions.htm](http://www.stakes.fi/EN/tilastot/statisticsbytopic/reproduction/abortions.htm).
- 6 Niinimäki M, Pouta A, Bloigu A, Gissler M, Hemminki E, Suhonen S, et al. Immediate complications after medical compared with surgical termination of pregnancy. *Obstet Gynecol* 2010;115:660-1.
- 7 Phelps RH, Schaff EA, Fielding SL. Mifepristone abortion in minors. *Contraception* 2001;64:339-43.
- 8 Niinimäki M, Pouta A, Bloigu A, Gissler M, Hemminki E, Suhonen S, et al. Frequency and risk factors for repeat abortions after surgical

- compared with medical termination of pregnancy. *Obstet Gynecol* 2009;113:845-52.
- 9 Finnish Gynecological Association's Task Force. Abortion. *Duodecim* 2001;117:2084-94.
- 10 World Health Organization. International Classification of Diseases (ICD). 2010. [www.who.int/classifications/icd/en/](http://www.who.int/classifications/icd/en/).
- 11 Nordic Centre for Classifications in Health Care. NCSP—the NOMESCO classification of surgical procedures. 2010. [www.helsedirektoratet.no/nordclass\\_english/ncsp/ncsp\\_the\\_nomesco\\_classification\\_of\\_surgical\\_procedures\\_334824](http://www.helsedirektoratet.no/nordclass_english/ncsp/ncsp_the_nomesco_classification_of_surgical_procedures_334824).
- 12 RCGP/RCOG. Induced abortion operations and their early sequelae. Joint study of the Royal College of General Practitioners and the Royal College of Obstetricians and Gynaecologists. *J R Coll Gen Pract* 1985;35:175-80.
- 13 Deneux-Tharaux C, Berg C, Bouvier-Colle MH, Gissler M, Harper M, Nannini A, et al. Underreporting of pregnancy-related mortality in the United States and Europe. *Obstet Gynecol* 2005;106:684-92.
- 14 National Institute for Health and Welfare. National Department of Infectious Disease Epidemiology. The statistical database of the infectious diseases register. 2010. [www3.ktl.fi/](http://www3.ktl.fi/).
- 15 Gardner MJ, Altman DG. Statistics with confidence. Confidence intervals and statistical guidelines. BMJ Publishing, 1989
- 16 Gissler M, Ulander VM, Hemminki E, Rasimus A. Declining induced abortion rate in Finland: data quality of the Finnish abortion register. *Int J Epidemiol* 1996;25:376-80.
- 17 Heikinheimo O, Gissler M, Suhonen S. Age, parity, history of abortion and contraceptive choices affect the risk of repeat abortion. *Contraception* 2008;78:149-54.
- 18 Shannon C, Brothers LP, Philip NM, Winikoff B. Infection after medical abortion: a review of the literature. *Contraception* 2004;70:183-90.
- 19 Gemzell-Danielsson K, Lalitkumar S. Second trimester medical abortion with mifepristone-misoprostol and misoprostol alone: a review of methods and management. *Reprod Health Matters* 2008;16(suppl 21):162-72.
- 20 Lohr PA, Hayes JL, Gemzell-Danielsson K. Surgical versus medical methods for second trimester induced abortion. *Cochrane Database Syst Rev* 2008;1:CD006714.
- 21 Soper DE. Pelvic inflammatory disease. *Obstet Gynecol* 2010;116:419-28.
- 22 Fjerstad M, Trussell J, Sivin I, Lichtenberg ES, Cullins V. Rates of serious infection after changes in regimens for medical abortion. *N Engl J Med* 2009;361:145-51.
- 23 Munk-Olsen T, Laursen T, Pedersen CB, Lidegaard O, Mortensen PB. Induced first-trimester abortion and risk of mental disorder. *N Engl J Med* 2011;364:332-9.
- 24 Warren JT, Harvey SM, Henderson JT. Do depression and low self-esteem follow abortion among adolescents? Evidence from a national study. *Perspect Sex Reprod Health* 2010;42:230-5.
- 25 Teal SB, Dempsey-Fanning A, Weshoff C. Predictors of acceptability of medication abortion. *Contraception* 2007;75:224-9.

Accepted: 20 February 2011



# Exhibit 19

James Studnicki et al., *A Post Hoc Exploratory Analysis: Induced Abortion Complications Mistaken for Miscarriage in the Emergency Room are a Risk Factor for Hospitalization*, Health Servs. Rsch. & Managerial Epidemiology, May 20, 2022



# A Post Hoc Exploratory Analysis: Induced Abortion Complications Mistaken for Miscarriage in the Emergency Room are a Risk Factor for Hospitalization

J. Studnicki<sup>1</sup> , T. Longbons<sup>1</sup> , D. J. Harrison<sup>2</sup>, I. Skop<sup>1</sup>, C. Cirucci<sup>1</sup> ,  
D. C. Reardon<sup>3</sup>, C. Craver<sup>1</sup>, J. W. Fisher<sup>1</sup>, and M. Tsulukidze<sup>4</sup>

## Abstract

**Introduction:** Previous research indicates that an increasing number of women who go to an emergency room for complications following an induced abortion are treated for a miscarriage, meaning their abortion is miscoded or concealed.

**Objective:** To determine if the failure to identify a prior induced abortion during an ER visit is a risk factor for higher rates of subsequent hospitalization.

**Methods:** Post hoc analysis of hospital admissions following an induced abortion and ER visit within 30 days: 4273 following surgical abortion and 408 following chemical abortion; abortion not miscoded versus miscoded or concealed at prior ER visit.

**Results:** Chemical abortion patients whose abortions are misclassified as miscarriages during an ER visit subsequently experience on average 3.2 hospital admissions within 30 days. 86% of the patients ultimately have surgical removal of retained products of conception (RPOC). Chemical abortions are more likely than surgical abortions (OR 1.80, CL 1.38-2.35) to result in an RPOC admission, and chemical abortions concealed are more likely to result (OR 2.18, CL 1.65-2.88) in a subsequent RPOC admission than abortions without miscoding. Surgical abortions miscoded/concealed are similarly twice as likely to result in hospital admission than those without miscoding.

**Conclusion:** Patient concealment and/or physician failure to identify a prior abortion during an ER visit is a significant risk factor for a subsequent hospital admission. Patients and ER personnel should be made aware of this risk.

## Keywords

induced abortion, medical abortion, emergency room, inpatient admission, retained products of conception, medicaid

## Introduction

In a previous study, we found abortion-related emergency room (ER) treatment rates from 2002 2015 increased 315% and 507% following surgical and chemical abortions respectively.<sup>1</sup> During this same period, we also found an increasing number of abortion patients misclassified/miscoded as having post miscarriage complications. A contributory factor to these miscodings may be the advice given to women by some abortion providers to conceal their abortion when seeking care in the ER for adverse events.<sup>2,3</sup> Since 60.9% of abortion-related ER visits following a chemical abortion were being miscoded as miscarriage by 2015, there is concern that this misinformation (ie, miscarriage rather than induced abortion) might result in sub-optimal

care and, subsequently, an increased likelihood of hospital admission.<sup>1</sup> We use the risk of hospitalization following one

<sup>1</sup> Charlotte Lozier Institute, Arlington, VA, USA

<sup>2</sup> American Association of Pro-Life Obstetricians and Gynecologists, Eau Claire, MI, USA

<sup>3</sup> Elliot Institute, Springfield, IL, USA

<sup>4</sup> Florida Gulf Coast University, Fort Myers, FL, USA

Submitted April 20, 2022. Revised May 4, 2022. Accepted May 6, 2022.

### Corresponding Author:

J. Studnicki, Charlotte Lozier Institute, 2800 Shirlington Rd., Ste. 1200, Arlington, VA 22206, USA.

Email: jstudnicki@lozierinstitute.org



Creative Commons Non Commercial CC BY-NC: This article is distributed under the terms of the Creative Commons Attribution-NonCommercial 4.0 License (<https://creativecommons.org/licenses/by-nc/4.0/>) which permits non-commercial use, reproduction and distribution of the work without further permission provided the original work is attributed as specified on the SAGE and Open Access page (<https://us.sagepub.com/en-us/nam/open-access-at-sage>).

or more ER treatments as a proxy for misinformed and sub-optimal post abortion care.

## Methods

Data were obtained from the enrollee-level Medicaid Analytic eXtract files licensed through the Centers for Medicare and Medicaid Services (CMS) Chronic Conditions Data Warehouse. The analytic dataset is comprised of enrollees from the 17 states whose official policies applied state funds to abortions not covered by federal Medicaid during the period 1999–2015. The study population was made up of enrollees over 13 years of age with at least one identifiable pregnancy outcome. For each beneficiary, all unique pregnancy outcomes were identified using International Classification of Diseases, Ninth Revision (ICD-9) codes. Additionally, Current Procedure Terminology, Fourth Edition (CPT4) and Healthcare Common Procedure Coding System (HCPCS) codes were used to confirm pregnancy outcomes. Every emergency room visit occurring within 30 days of the index abortion was identified (Place of Service code 23—emergency room). Emergency room visits within 30 days of a surgical or chemical induced abortion but treated for spontaneous abortion or miscarriage (ICD-9, primary diagnosis 634) are considered miscoded and possible concealment by the patient. Hospital admissions considered for the purpose of surgical removal of retained products of conception (RPOC) comprise ICD-9 procedure codes 690, 694, and 695.

In the original study, between 1999–2015, there were 423 000 confirmed induced abortion Medicaid procedures (361 924 surgical and 61 076 chemical), followed by 121 283 ER visits (99 928 surgical and 21 355 chemical). The exploratory post hoc analysis identified 4273 hospital admissions within 30 days of a surgical abortion and following an ER visit and 408 hospital admissions within 30 days of a chemical abortion and following an ER visit.

Summary analytic tables were created using (SAS/STAT) software, version (10) of the SAS system for (Unix). Copyright (2019) SAS Institute Inc.

The study has been exempted from Institutional Review Board (IRB) review pursuant to the U.S. Department of Health and Human Services Policy for Protection of Human Research Subjects at C.F.R. 46.101(b). See IRB ID: 7269, [www.sterlingirb.com](http://www.sterlingirb.com).

## Results

Women experiencing chemical abortion and a subsequent emergency room (ER) visit within 30 days were less likely (OR 0.81, CL 0.70–0.95) to be hospitalized for any reason in that same time period than women who had experienced surgical abortion. This is true both for women whose prior abortion was concealed by miscoding during the ER visit and those for whom no mistaken miscarriage coding occurred (Table 1). Abortions miscoded in the ER were more likely to result in hospitalization for any reason (OR 1.06, CL 0.87–1.28) than those not miscoded. However, the subset of chemical abortion patients whose abortion was miscoded as miscarriage did exhibit a striking pattern of multiple admissions (3.2 per patient) for those women who were subsequently admitted compared to 1.8 admissions per woman whose abortion was not miscoded. Thus, the number of admissions per patient was 78% higher in women whose chemical abortion was concealed.

Further analysis determined that admissions for surgical RPOC were experienced by 86.3% of the women whose chemical abortion was subsequently miscoded in the ER, 2.5 times the rate of surgical abortion patients (34.2%) whose abortion was similarly miscoded. A very strong contrarian pattern emerges for hospital admissions involving surgical RPOC by aspiration and curettage or dilation and curettage. Chemical abortions are significantly more likely (OR 1.80, CL 1.38–2.35) than surgical abortions to result in an RPOC admission and chemical abortions miscoded in the ER are more likely (OR 2.18, CL 1.65–2.88) than abortions without miscoding to have a subsequent RPOC admission.

Chemical abortion patients whose subsequent ER visit is mistakenly coded as an adverse event related to miscarriage experience multiple hospital admissions within 30 days of the

**Table 1.** Hospital Admissions (for any Reason and RPOC) Following an Abortion and an Emergency Room Visit: by Type of Abortion with and without Miscoding as a Miscarriage.

Abortion miscoded as miscarriage (ICD 634)	Surgical abortion			Chemical abortion		
	Yes (%)	No (%)	Total	Yes (%)	No (%)	Total
No. patients with ER visits	567 (3.3)	16 671 (96.7)	17 238	366 (11.2)	2912 (88.8)	3278
No. ER patients admitted for any reason	114 (5.9)	1823 (94.1)	1937	22 (10.4)	190 (89.6)	212
% ER patients admitted for any reason	20.1%	10.9%	11.2%	6.0%	6.5%	6.4%
Total no. admissions for any reason	232 (5.4)	4041 (94.6)	4273	71 (17.4)	337 (82.6)	408
Admissions per patient for any reason	2.0	2.2	2.2	3.2	1.8	1.9
No. patients admitted for surgical RPOC	39 (13.0)	262 (87.0)	301	19 (21.6)	69 (78.4)	88
% admitted patients requiring surgical RPOC	34.2%	14.4%	15.5%	86.4%	36.3%	41.5%
No. surgical RPOC admissions	42 (13.3)	274 (86.7)	316	22 (23.7)	71 (76.3)	93
% surgical RPOC admissions of total admissions	18.1%	6.8%	7.4%	31.0%	21.1%	22.8%
Surgical RPOC admissions per patient	1.1	1.0	1.0	1.2	1.0	1.1



abortion and are particularly at risk to experience a hospitalization that involves RPOC.

## Discussion

Our research indicates that an ER physician's misclassification of a failed induced abortion as a miscarriage correlated with higher rates of hospitalization and surgical intervention for RPOC. A patient's concealment of a chemical abortion, and/or the ER staffs' failure to identify the failed abortion attempt, are risk factors for multiple hospital admissions and delayed provision of necessary surgical treatment, compared with care for those whose abortion is not miscoded.

One possible explanation is that ER physicians may tolerate a higher level of pain, tenderness, or bleeding if they know they are dealing with an induced abortion patient rather than a spontaneous abortion patient experiencing the same symptoms. It may be that these women were considered sick enough to be admitted, yet surgical care was delayed while alternative treatment options were explored. The percent of admitted women who underwent surgical intervention for RPOC is strikingly higher for women whose induced abortions were misclassified as miscarriages.

It is important for emergency room personnel to obtain an accurate history when faced with an incomplete induced abortion. Additionally, it is inadvisable for abortion providers to tell women that if they present to an ER after the abortion, they can simply say they are having a miscarriage.<sup>2,3</sup>

Abortion providers should advise women that they may be at increased risk of multiple hospitalizations and surgical intervention if they do not inform medical personnel that they are experiencing an abortion complication. As required by the mifepristone Risk Evaluation and Mitigation Strategy, patients should be strongly reminded to bring the Medication Guide when seeking medical care in an emergency room.<sup>4</sup> Further research on adverse events associated with miscoding of induced abortion is warranted.


## Declaration of Conflicting Interests


The author(s) declared no potential conflicts of interest with respect to the research, authorship, and/or publication of this article.

## Funding

The author(s) disclosed receipt of the following financial support for the research, authorship, and/or publication of this article: This work was supported by the Charlotte Lozier Institute.

## ORCID iDs

J. Studnicki  <https://orcid.org/0000-0003-2958-7493>

T. Longbons  <https://orcid.org/0000-0003-0479-9166>

C. Cirucci  <https://orcid.org/0000-0002-4681-6529>

## References

1. Studnicki J, Harrison DJ, Longbons T, et al. A longitudinal cohort study of emergency room utilization following mifepristone

chemical and surgical abortions, 1999–2015. *Health Serv Res Manag Epidemiol.* 2021;8. doi:10.1177/23333928211053965

2. Safe2Choose. Will medical staff be able to notice that I am having an abortion? Accessed September 9, 2021. <https://safe2choose.org/faq/medical-abortion-faq/during-abortion-with-pills/will-medical-staff-be-able-to-notice-that-i-am-having-an-abortion>
3. Plan C. Abortion pills FAQ: Can I get in trouble for using abortion pills? Accessed September 9, 2021. <https://www.plancpills.org/guide-how-to-get-abortion-pills#faq>, Google Scholar.
4. Food and Drug Administration. Risk Evaluation and Mitigation Strategy (REMS) Single Shared System for Mifepristone 200 mg. Published April 2019. Updated May 2021. [https://www.accessdata.fda.gov/drugsatfda\\_docs/remis/Mifepristone\\_2021\\_05\\_14\\_REMS\\_Full.pdf](https://www.accessdata.fda.gov/drugsatfda_docs/remis/Mifepristone_2021_05_14_REMS_Full.pdf)

## Author Biographies

**J. Studnicki** is currently Vice President and Director of Data Analytics at the Charlotte Lozier Institute in Arlington, Virginia. Over a span of four decades, he held academic appointments at the Johns Hopkins University School of Hygiene and Public Health, the University of South Florida College of Public Health, and the University of North Carolina, Charlotte, where for ten years he served as the Irwin Belk Endowed Chair in Health Services Research. Dr. Studnicki holds Doctor of Science (ScD) and Master of Public Health (MPH) degrees from Johns Hopkins and a Master of Business Administration (MBA) from the George Washington University.

**T. Longbons** is a research associate with the Charlotte Lozier Institute. Her research focuses on abortion statistics at the state and national levels and the changing landscape of abortion policy, provision, and access in the United States. She received her B.A. from Thomas Edison State University.

**D. J. Harrison, MD** received her MD from the University of Michigan and completed her OBGYN residency at a University of Michigan affiliate hospital (St. Joseph Mercy Hospital). She is a diplomate of the American Board of Obstetrics and Gynecology. She is currently CEO of the American Association of Pro Life Obstetricians and Gynecologists.

**I. Skop, M.D., F.A.C.O.G.** is Senior Fellow and Director of Medical Affairs for the Charlotte Lozier Institute. Prior to joining CLI, she served for over 25 years in private practice as an obstetrician gynecologist in San Antonio. Dr. Skop received her Bachelor of Science in physiology from Oklahoma State University and her medical doctorate from Washington University School of Medicine. She completed her residency in obstetrics and gynecology at the University of Texas Health Science Center at San Antonio. Dr. Skop is a Fellow of the American College of Obstetricians and Gynecologists and is a lifetime member of the American Association of Pro Life Obstetricians and Gynecologists.

**C. Cirucci, MD** received her Bachelor of Science in Mechanical Engineering from Virginia Tech in Blacksburg, VA and her MD from Thomas Jefferson University, Philadelphia, PA. She completed her residency in obstetrics and gynecology at the Medical College of Virginia in Richmond, VA. She is a diplomate of the American Board of Obstetrics and Gynecology and a life Fellow of the American College of Obstetricians and Gynecologists. She is a member of the Christian Medical and Dental Associations, the North American

Menopause Society, the Pennsylvania Medical Society, and the Allegheny County Medical Society. She is a board member of the American Association of Pro Life Obstetricians and Gynecologists. She worked in private practice for twenty years in Pittsburgh, PA.

**D. C. Reardon** is the director of Elliot Institute, a biomedical ethicist, and a lead author on numerous studies and books examining the risk factors and effects of pregnancy loss on women and families.

**C. Craver** is an independent health services researcher affiliated with the Charlotte Lozier Institute focused on the use of secondary health care data sources in population based scientific research. He is widely published in many healthcare topics including cancer treatment, rare disease populations, and the efficacy of surgical services.

**J. W. Fisher** is currently an Associate Scholar at the Charlotte Lozier Institute. Following a 22 year career as a nuclear submarine officer, he served as the Director of Life Support and engineering at the Florida Aquarium, Chief Financial Officer of Technology Transfer Services, and 10 years as an Assistant Professor at the University of North Carolina at Charlotte College of Health and Human Services. Dr. Fisher

holds a PhD in Information Systems and Decision Sciences from the University of South Florida, a JD from Massachusetts School of Law, and master's degrees from the Massachusetts Institute of Technology (Ocean Engineering), University of Notre Dame (Administration), Indiana University (Business Administration), and the United States Naval War College (National Security Policy). He is currently a member of the bar in New Hampshire and Massachusetts.

**M. Tsulukidze**, MD, PhD, MPH is an Assistant Professor at the Florida Gulf Coast University, Marieb College of Health & Human Services. Before joining FGCU, Dr. Tsulukidze was a Postdoctoral Fellow at the Dartmouth Center for Health Care Delivery Science. She has earned a Ph.D. degree from the University of North Carolina at Charlotte and MD from Tbilisi Medical Academy. Previously Dr. Tsulukidze was a UNICEF National Consultant to the Parliament of Georgia, Short Term Consultant at PAHO/WHO and Senior Expert at the Parliament of Georgia, Committee on Health and Social Issues. She has also worked as a Deputy Chair/Project Manager for the Task Force for Prevention of Micronutrient Malnutrition and Food Fortification Initiatives established under the Parliament of Georgia, Committee on.



# Exhibit 20

Katherine A. Rafferty & Tessa Longbons,  
*#AbortionChangesYou: A Case Study to Understand the  
Communicative Tensions in Women's Medication  
Abortion Narratives*. 36 Health Commc'n 1485 (2021)

See discussions, stats, and author profiles for this publication at: <https://www.researchgate.net/publication/341823567>

# #AbortionChangesYou : A Case Study to Understand the Communicative Tensions in Women's Medication Abortion Narratives

Article in Health Communication · June 2020

DOI: 10.1080/10410236.2020.1770507

CITATIONS

6

READS

1,678

2 authors, including:



Katherine Rafferty

Iowa State University

17 PUBLICATIONS 123 CITATIONS


SEE PROFILE

Some of the authors of this publication are also working on these related projects:



End-of-Life Communication [View project](#)





## Health Communication

ISSN: (Print) (Online) Journal homepage: <https://www.tandfonline.com/loi/hhth20>

# #AbortionChangesYou: A Case Study to Understand the Communicative Tensions in Women's Medication Abortion Narratives

Katherine A. Rafferty & Tessa Longbons

To cite this article: Katherine A. Rafferty & Tessa Longbons (2020): #AbortionChangesYou: A Case Study to Understand the Communicative Tensions in Women's Medication Abortion Narratives, Health Communication, DOI: [10.1080/10410236.2020.1770507](https://doi.org/10.1080/10410236.2020.1770507)

To link to this article: <https://doi.org/10.1080/10410236.2020.1770507>



Published online: 01 Jun 2020.



Submit your article to this journal [↗](#)



View related articles [↗](#)



View Crossmark data [↗](#)



## #AbortionChangesYou: A Case Study to Understand the Communicative Tensions in Women's Medication Abortion Narratives

Katherine A. Rafferty<sup>a</sup> and Tessa Longbons<sup>b</sup>

<sup>a</sup>Iowa State University; <sup>b</sup>Charlotte Lozier Institute

### ABSTRACT

One out of four women in the United States will have an abortion by age 45. While abortion rates are steadily declining in the United States, the rate of medication abortions continues to increase, with 39% of all abortions being medication abortions. Our study is one of the first to analyze women's narratives after having had a medication abortion. Using relational dialectics theory, we conducted a case study of the nonpartisan website, *Abortion Changes You*. Our contrapuntal analysis rendered four sites of dialectical tension found across women's blog posts: *only choice vs. other alternatives*, *unprepared vs. knowledgeable, relief vs. regret*, and *silence vs. openness*. Each site of struggle characterized a different noteworthy moment within a woman's medication abortion experience: the decision, the medication abortion process, identity after abortion, and managing the stigmatizing silence before and after the abortion. We discuss theoretical and practical implications about how the larger politicized discourses prevalent within the abortion debate impact the liminality of women who are contemplating a medication abortion and affect their own narrative construction about the medication abortion experience.

One out of four women will undergo an abortion procedure in the United States by age 45 (R. K. Jones & Jerman, 2017), and 862, 320 reported abortions occur each year (Jones et al., 2019). Despite its frequency, abortion remains a highly contested and stigmatized biopolitical public health issue in the United States (Altshuler et al., 2017). The historic *Roe v. Wade* case has resulted in two nationalized political movements – Right to Life and Right to Choice – that have juxtaposed stances on the legality of abortion. However, the stigma and shame associated with abortion precede and transcend this historic case. Stormer (2010) concluded that a collective memory of secrets and shame has characterized the topic of abortion since Planned Parenthood's 1955 conference, "Abortion in the United States".

While abortion rates are steadily declining in the U.S. (Jones et al., 2019), the rate of medication abortions continues to increase. In 2000, the U.S. Food and Drug Administration (FDA) approved mifepristone to be used in combination with misoprostol as a form of medication abortion. Since then, the annual number of medication abortions has risen steadily: less than 6% of all abortions in 2001 to 39% of all abortions in 2017 (Jones et al., 2019, 2008). Between 2014–2017, the number of medication abortions provided at facilities other than hospitals increased by 25% (Jones et al., 2019). Presently, over one-third of all reported abortions in the U.S. are medication abortions (Jones et al., 2019). In 2016, the FDA protocol expanded provider eligibility for dispensing mifepristone to women. Thus, abortion provision is transitioning from formalized medical procedures conducted in health care settings

to a protocol where most of the abortion occurs individually at home with limited clinician assistance (Biggs et al., 2019). Given the privatization of abortion provision, research is needed to examine the distinct experiences of women who have undergone this type of abortion. After all, researchers have found that women often elect to have a medication abortion over a surgical abortion because of more privacy, convenience, and the perception of having more control (Newton et al., 2016). However, medication abortion has been found to have a higher complication rate that results in more emergency department visits post-medication abortion compared to post-surgical abortion (Upadhyay et al., 2015).

Medication abortion practices in the U.S. adhere to the following evidence-based guidelines: using mifepristone in combination with a prostaglandin to carry success rates up to 99% for early pregnancy termination with rare occurrence of serious adverse events. However, the focus of this research is on successful terminations, increases in abortion access, and reductions of in-person clinic visits (H. E. Jones et al., 2017). There remains a dearth of research, particularly in the U.S., that examines women's personal experiences with having this type of abortion procedure (e.g., acknowledging their emotions, understanding their self-efficacy with completing the abortion at home, being aware of whether they are adequately informed about the process). To our knowledge, the only study is from Sweden; researchers used semi-structured telephone interviews with 119 women who had a medication abortion (Hedqvist et al., 2016). They found that almost half (43%) experienced more bleeding than expected, and one-

fourth (26%) bled for more than four weeks. In addition, one-third (34%) stated that they received insufficient information about what to expect. Women who had never had an abortion nor had gone through childbirth were more likely to feel misinformed.

Scholars know that the medication abortion process is distinct from surgical abortions, with the features of medication abortion (e.g., lack of medical presence, time required for abortion completion, personal experiences with pain and bleeding) influencing women's perception and satisfaction (Newton et al., 2016). Yet, this research on women's satisfaction with medication abortion is often conflicting (Kimport et al., 2012) and limited (Hedqvist et al., 2016). Given that women increasingly prefer medication abortion over surgical abortion (Newton et al., 2016), the need for studying women's experiences post-medication abortion becomes imperative.

### **Importance of analyzing unsolicited blogging narratives about one's abortion**

To understand women's medication abortion experiences, it is important to study platforms where women engage in unsolicited talk. Unsolicited talk is ideal for collecting formative research that can be studied to explore individual and cultural experiences (Baxter, 2011). First, the audience of these texts is a "generalized other" (Mead, 1982), or culture, rather than a specific individual with whom the author has a relationship (Langellier & Peterson, 2004). The absence of a specific audience encourages narrators to provide an unadulterated account of their experience, rather than tailor their story to specific individuals (e.g., a friend who has had a certain stance on the abortion issue). Similarly, anonymity allows for potentially muted or stigmatized groups to post information without fear of sanctioning. In a culture where abortion remains highly contested and talk about having had an abortion is often muted or stigmatized (Altshuler et al., 2017), it is likely that women may prefer to self-disclose their medication abortion experiences online rather than via face-to-face channels. Furthermore, because women traditionally constitute a co-culture who have historically been muted and must strategically use communication to participate in a dominant patriarchal society (M. Orbe, 2005; M. P. Orbe, 1998), scholars must study platforms where women are sharing unsolicited stories in back-channel outlets (e.g., online blogs).

### **Online blogs as a platform for unsolicited talk**

One backchannel platform of unsolicited talk is online blogs. Blogs provide a computer-mediated platform where people can self-disclose their personal thoughts, feelings, and experiences to others online. The proliferation of blogs in the last decade has transformed the way that we, as a society, "share, create, and curate information with individuals and communities" (Becker & Freburg, 2014, p. 415). Blogs often resemble online personal journal entries that enable writers to freely express themselves in ways that may be less face-threatening or stigmatizing (M. Jones & Alony, 2008). One of the many applications and uses of blogs is to share experiences and events through storytelling.

### **Relational Dialectics Theory (RDT)**

Because talking about one's abortion experience remains stigmatized and muted (Cockrill & Nack, 2013), examining women's stories after having had a medication abortion may illuminate the competing discourses surrounding this debated moral and social issue (e.g., largely evident in the two polarized movements: Right to Choice v. Right to Life), as well as some of the larger dominant discourses from the polarized political movements that influence how women tell their own medication abortion story. Given this goal, RDT (Baxter, 2011) is a relevant framework to assess the competing cultural norms and expectations, which are also referred to as discourses. At any given moment, discourses may be dominant/centripetal or marginalized/centrifugal (i.e., anything that deviates from the dominant discourse). Scholars use RDT as a framework to examine the interplay between certain discourses that then construct social meaning and reality for individuals. Within the theory, there are four types of utterances (i.e., speaking chains) from which dialectical tensions (i.e., centripetal vs. centrifugal) may stem: *distal already-spoken* – utterances reflecting the cultural meaning and discourses that cultural members give voice to in their talk; *proximal already-spoken* – utterances conveying past meanings and discourses within a given relationship; *proximal not-yet-spoken* – immediate response from the hearer in the interaction; and *distal not-yet-spoken* – anticipated responses of a generalized other within the culture. The purpose of this paper is to examine how, if at all, these four types of utterance chains are present within women's medication abortion narratives.

A second aspect of RDT (Baxter, 2011) is to understand how social reality is created discursively through power. Power is located in the struggle between marginalized/centrifugal and dominant/centripetal discourses. There are three ways that power can be located within discourses: diachronic separation, synchronic interplay, and discursive transformation. Diachronic separation occurs when discourses emerge in different texts or locations. Synchronic interplay is when discourses negate (total rejection of a competing discourse), counter (offer limited legitimacy to a discourse), and/or entertain (consider multiple worldviews/discourses or general ambivalence toward discourses) one another. Finally, discursive transformations occur when the interplay of competing discourses creates new meanings rather than remaining in opposition to one another (Baxter, 2011). This current study will focus on examining the synchronic interplay among the centripetal and centrifugal discourses.

### **A case study of women who have experienced medication abortion**

To analyze women's personal narratives and the larger discourses influencing their talk about their own medication abortion, we conducted a case study of the website [www.abortionchangesyou.com](http://www.abortionchangesyou.com). We selected this website for several reasons: it is not openly politicized, bloggers do not interact with others, bloggers post anonymously, bloggers do not need to create an account in order to post, and the platform is a space for unsolicited stories with no reward or

compensation to those who post. Furthermore, from a strategic storytelling standpoint (Tyler, 2007), it is important to study women's blogs from an organization that recognizes and respects each woman's individual narrative, as opposed to propagating narratives that openly align with the agenda of only one political movement. The woman who created this website has had an abortion herself and openly shares this information on the "About Us" page. The naming of her own abortion experience grounds co-cultural theorizing (M. Orbe, 2005; M. P. Orbe, 1998) such that other women who feel muted may be empowered and capable of finding similar language strategies.

In this case study, we explore the complexity and consequentiality of women's language choices with anonymously telling their own medication abortion story, as well as offer the potential to capture the interplay of individual, organizational, and social discourses surrounding the abortion debate. The current divisiveness surrounding the socio-political climate in the U.S. about abortion provides further exigency and credence for this research. Our critical analysis is rooted in the interpretive paradigm with the purpose of explaining, describing, and illustrating the stories that women share on this website (Tracy, 2013). The following research questions guide our iterative analysis:

RQ1: What topics are women disclosing to the "generalized other" in their blog?

RQ2: What (if any) sites of struggle characterize women's abortion narrative?

## Methods

We conducted a case study approach (Arden Ford et al., 2014) of one website, [www.abortionchangesyou.com](http://www.abortionchangesyou.com). Case studies are a contextual examination used to understand a phenomenon within a particular context "and with respect to multiple perspectives within that context" (Arden Ford et al., 2014, p. 118). By employing a case study approach, we were able to draw on multiple perspectives (e.g., 98 different blog stories) that were rooted in a specific context. This methodological choice is common in other communication research, where the unit of analysis is an organization and the goals are to provide an in-depth understanding of the unique particulars and complexities of the case within a larger social context (Norander & Brandhorst, 2017).

Our case study included 98 blogs from women who have had a medication abortion and shared their story on the website. We included all blogs posted between October 2007 – February 2018. This date range reflects the time period between the submission of the first medication abortion blog on the website in 2007, and the point at which we extracted our data for analysis in 2018. Women's blogs ranged in length from one paragraph to three pages of text, single-spaced (the average number of words for the 98 blogs was 655 words). All 98 blogs included content about one's own medication abortion; the vast majority (91 women; 93%) also discussed the events and emotions experienced before and after their medication abortion.

## Data analysis and synthesis

The case study approach allows for different data analysis strategies (Norander & Brandhorst, 2017). Because the purpose of our case study is to develop a thick description of the case, using an interpretive analytic strategy is most prudent. We selected Baxter's (2011) contrapuntal analysis to study the meanings circulating around individual and relational identities evidenced within the language choices of the women blogging about their own medication abortion. Given the larger competing discourses about the legality of abortion in the U.S., we felt that the struggle of competing and contradictory discourses would likely be apparent in women's personal blogging narratives. Further, contrapuntal analysis (Baxter, 2011) offered a critical perspective to our analysis as we studied the voices of marginalized women (e.g., women who have had a medication abortion) whose perspectives are often muted and stigmatized in society.

To understand the competing discourses and how meaning was constructed through their interplay, we conducted the first stages of thematic analysis to identify the discourses evident within each blog post (Braun & Clarke, 2006). This process required the three coders to independently familiarize themselves with the entire data set: reading the blogs several times and conducting line-by-line coding that captured the essence of the story in each line. Many of the inductive analytic codes applied to the text were descriptive (e.g., uncertainty; not ready), process (e.g., discovering pregnancy, taking the pills), or in vivo codes (e.g., wanted baby; alone; Saldaña, 2013). The coders met regularly for five months to discuss the codes independently applied to each blog post. During this time, codes emerged into themes as processes were identified in the data and repetitively noticed by all three coders (e.g., changing self perception, silence, responsibility, good parenting). Discrepancies in coding were discussed during coding meetings and resolved through group consensus (Strauss & Corbin, 1990).

During the third and fourth months of data analysis, we went back to the data set to identify where discourses competed (e.g., culpability; justification). Here, we paid particular attention to where the bloggers used instances of negating (e.g., claiming another discourse as irrelevant or rejecting it), countering (e.g., offering a particular discursive position in replacement of another), and entertaining (e.g., not completely rejecting a discourse, but instead noting the potential possibilities with different discourses; Baxter, 2011). Women used negating when saying, "can't," "not," "couldn't," and "never." Examples of countering were most apparent when women used the word "but." Entertaining often occurred when women used the words "possibility" and "could have." Finally, we identified where and how competing discourses interpenetrated (Baxter, 2011). Dialogically contractive discursive practices are silenced discourses. Examples of these discursive practices included negating talk, such as: "can't talk about the abortion," or "there was no other choice." In contrast, dialogically expansive discursive practices are discourses that are encouraged and amplified. Women used these discourses when saying things like: "I don't want the procedure, but I don't want the baby" or "hoping for a brighter future now that it is over."



Data were analyzed until the point of theoretical saturation (i.e., no new thematic categories were present in the blog posts; Strauss & Corbin, 1990), which occurred after the 54<sup>th</sup> blog post. However, we continued to analyze the remaining blog posts in an effort to verify that our analysis of the discourses evident in the 54 posts accurately reflected all of the posts within the entire data set. Further, we wanted to extract the best exemplars from the entire case study and desired that quotations within all posts be considered for representation. Clear and concise exemplars of competing discourses within women's narratives were then selected and agreed upon by all coders.

### Trustworthiness and rigor

Evaluation of the quality of case study research should be determined by criteria associated within the naturalistic paradigm (Arden Ford et al., 2014). Trustworthiness is the criterion that assesses the credibility, transferability, dependability, and confirmability of the data collection and analysis processes (Lincoln & Guba, 1985). We upheld these principles when conducting this study by beginning with a careful design that clearly defined its purpose, research questions, and notion of "boundedness" (i.e., establishing the limits and context of the case; Arden Ford et al., 2014). Second, we spent sufficient time developing and analyzing the case: our analysis transpired over five months. Third, we upheld the principles of reflexivity by using inductive coding for all blog posts and writing individual and group memos throughout the entire coding process as a way to remain transparent and keep a data audit. Fourth, we had a team of three female coders, which allowed for the presence of multiple feminine perspectives.

### Findings

Our research questions focused on the topics that women discussed in their personal online blogging narrative posted to [www.abortionchangesyou.com](http://www.abortionchangesyou.com) (RQ1), and what (if any) sites of struggle were evident in these narratives (RQ2). Our contrapuntal analysis (Baxter, 2011) rendered four sites of dialectical tension: *only choice* vs. *other alternatives*, *unprepared* vs. *knowledgeable*, *relief* vs. *regret*, and *silence* vs. *openness*. Each site of struggle characterized a different noteworthy moment within a woman's medication abortion experience: the decision, the medication abortion process, identity after the abortion, and managing the stigmatizing silence before and after the abortion. When recounting their decision to have an abortion, women referenced the struggle of *only choice* vs. *other alternatives*. As women discussed the medication abortion process, the competing discourse of *unprepared* vs. *knowledgeable* was evidenced. Women's narratives about their identity after the abortion indicated the dialectical struggle of *relief* vs. *regret*. Finally, the challenges with managing the tension between *silence* vs. *openness* pervaded women's narratives. Below we discuss each site of struggle using exemplar quotes from women's blogs. Quotes were not edited from their original post.

### The decision: Only choice vs. other alternatives

Part of women's narratives included a detailed account of their decision to have a medication abortion. This decision was described as being rife with contradiction, and not a flippant choice. Women enumerated various reasons that were influential in their decision-making process: bad timing, financial instability, relationship problems, lack of family support, not married, too young, too many other children, not prepared to be a parent yet, and/or best decision given the circumstances. After stating one of the aforementioned reasons, 92 women (94%) also explained that abortion was the only or best option given the circumstances. For example, one woman said: "I felt the child growing inside of me. I was rubbing my stomach without me even knowing. I felt the doubt in my heart, but kept telling myself this is the best decision I needed to make" (6-18-17). A different woman recounted:

"I always leaned more towards keeping the baby and my boyfriend more towards abortion. I knew I could have the baby but it would be difficult. We both work jobs that barely pay over minimum wage and we both were scared to grow up and care for a child" (10-24-17).

Collectively, these exemplars illustrate how any possibility of keeping the baby was negated by one of the reasons that warranted the need for having a medication abortion. Many of the reasons women cited for choosing abortion align with the discourses from the Right to Choice movement: "A pregnancy to a woman is perhaps one of the most determinative aspects of her life. It disrupts her body. It disrupts her education. It disrupts her employment. And it often disrupts her entire family life" (*Roe v. Wade*).

However, the decision to have a medication abortion was not always independently made by the woman. In fact, 52 women (53%) reported that the father to their child or other family members (e.g., parents) negated women's own desires to keep the baby. For example, one woman said:

"I remember my husband telling me, 'well, don't expect me to be too happy with the idea of having it if you decide to keep it. I won't be too loving.' That was a knife through my heart and I made the tough decision to go through with the abortion" (7-6-12).

Other family members also influenced women's medication abortion decision, albeit her own desires to keep her baby:

"But my father on the other hand was a different story. He is an old school Puerto Rican who told me that I had to leave if I kept the baby. I had 2 weeks to get an abortion or else he would disown me forever" (3-8-2018).

In both accounts, women communicated their personal choice to have their baby; yet, their choice was negated by family and friends who advocated that abortion was necessary. Centrifugal discourses about others influencing or pressuring women to have an abortion are marginalized discourses.

Finally, when making their decision, 48 women (49%) reported vacillating between keeping their baby and having a medication abortion. Ultimately, outside circumstances or other people influenced their decision to abort. As mentioned earlier, 92 women (94%) shared that abortion was the best or



only option available given the circumstances. In many of these narratives, women did not believe nor realize that other alternatives, besides abortion, were tenable options until after having the abortion. For instance, one woman said:

“They all tell you ‘it’s your choice’ in the moment, but you don’t feel that it is. Being unable to afford it, unable to tell your loved ones, not having the help or feeling unable to support a child. When your partner doesn’t want it like you do. All these things push you, blind you to a decision that you don’t realize will destroy you” (8-23-17).

Similarly, another woman recounted: “I was kind of excited but I was so scared to tell my family .... I told my mom and her first response was I hope you’re getting an abortion. You’re going to be a terrible mom” (11-5-17). Both exemplars illustrate the distal and proximal already-spoken discourses that influenced each woman’s decision to have a medication abortion. Ultimately, these centripetal discourses (coming from society, the pro-choice movement, other people in their lives, or their own fears) negated the centrifugal discourse that other alternatives (adoption or keeping their baby) were justifiable options available to them.

### ***The medication abortion process: Unprepared vs. knowledgeable***

Medication abortions where women undergo most of the process individually at home with limited assistance from a medical provider are becoming more commonplace (Biggs et al., 2019; H. E. Jones et al., 2017). While this process is generally reported to be safe and adhere to evidence-based guidelines (H. E. Jones et al., 2017), little is known about women’s personal experiences with having this type of abortion. All women in this case study reported having had a medication abortion. Forty-eight women (49%) provided detailed accounts of their actual medication abortion experience at home. Women said things like: “I felt her come out” (1-8-16). Some women detailed the hardships of this process by saying: “I was in so much pain on the bathroom floor” (3-15-18); “the pills made me vomit, lose control of my bowels, sweat, faint, pass out, and go into full labor” (10-9-09); and “I lay on my bed in the fetal position, holding my stomach” (9-5-15). Other women did not self-report such negative experiences: “The actual process of taking the pill was frightening but not as bad as I imagined” (9-8-15) and “I just popped some pills and got a period” (7-1-15).

In analyzing women’s talk about the medication abortion process, a second site of struggle was identified: *knowledgeable vs. unprepared*. In this struggle, women discussed how they were told certain information about the medication abortion process (e.g., when to take the pills, what the pills do, the need to contact a provider if complications arise), but ultimately this information was insufficient, limited, or misleading. Fourteen women (14%) reported being inadequately prepared about what to expect during the medication abortion process. For example, one woman said:

“They lied to me and said they would give me some pills that would make it just like a late period with a little cramping ... The pain of the contractions was so intense I felt like my intestines

were pulled out slowly. I collapsed screaming on my bathroom floor, sweat, tears, blood, vomit, and shit all over me” (10-9-09).

Similarly, a different woman recounted:

“They told me, if you by chance are in pain you can take these pain relievers. If by chance I’m in pain? That sounded like the process would be easy and not so painful. Well NO that was not the case, within 30 minutes I felt really bad cramping. It just kept getting worse and worse. I was crying and moaning from the pain. I literally thought I was dying” (9-2-17).

In both instances, women’s personal abortion experiences did not align with the proximal-already-spoken messages (e.g., “it’s just a pill”) that they were told by their medical providers.

When women’s personal experiences contradicted what they were originally told by health care providers, family, or friends women felt deceived. One woman communicated her frustration by saying: “They told me it wouldn’t hurt and I wouldn’t feel a thing. THAT WAS SUCH A LIE. I felt everything, I heard everything, I seen everything. I ended up blacking out from the pain and puking all over myself” (11-5-17). Similarly, another woman said:

“We were told we would go back to normal and it won’t affect us but they were wrong!!! All I feel is emptiness and hatred. I used to be the happiest most positive girl. All I want is to take it back” (12-15-14).

Even if women did not explicitly report feeling deceived, many women stated that they were inadequately prepared about what to expect. For instance, one woman said: “I knew to expect blood clotting, but nothing could’ve prepared me for seeing her body. It was the color of my own skin, and was actually starting to look like a person” (1-8-16). Within women’s narratives, they expressed a desire for more detailed information about things such as: potential side effects, the intensity of cramping and bleeding, what to do after passing the baby, and potential negative emotions (e.g., fear, uncertainty, sadness, pain) felt after the abortion. When this comprehensive information was not communicated to them prior to taking the pills at home, women reported feeling misled, misinformed, and even deceived. These types of experiences and feelings after having had a medication abortion remain centrifugal discourses that are muted within the abortion debate.

### ***Identity after medication abortion: Relief vs. regret***

A third site of dialectical struggle was found in women’s talk about their identity after the medication abortion. Most women (N = 81; 83%) reported that their medication abortion changed them, which is not surprising given the name of the website: *Abortion Changes You*. Of noteworthy significance is understanding *how* women talked about these changes and the tension evident in this part of their narrative. Of the 81 women (83%) who stated feeling *changed* after their medication abortion, 75 women (77%) reported being changed in a negative way. Here, women said things like: “I really thought that I could somehow go back to the way things were before finding out I was pregnant. But I cannot. I am not the same person, and my husband is certainly not the same either” (7-11-11). Negative changes often occurred when women’s

actual abortion experience did not align with their preconceived ideas about what to expect. These ideas were informed by larger discourses from society, as well as messages from others (e.g., health care providers). Three women indicated a positive change after their abortion by noting something like:

“Abortion did change my life ... As soon as the stomach cramps (only slightly worse than regular menstrual pains) went away, I felt like a whole new person. I couldn’t believe how much energy I had again. It was like waking out of a deep depression” (7-1-15).

Positive changes were denoted by experiencing an initial sense of relief with no longer being pregnant. Finally, three women were ambivalent or didn’t report their change as positive or negative. One woman said: “I truly believe there is no right and wrong with this situation, it is a life changer but it’s your choice” (9-7-10).

Women discussed various issues when talking about change: impact on their emotional health as a result of the abortion, differences in their relationship with their partner/spouse, and new perspectives on their general views of abortion. However, conflicting emotions were evident across all women’s blog posts. For instance, one woman said:

“I went home and confessed to my mother ... She helped pull the gigantic blood clots from my body ... No one told me it would be like this; the clinic simply gave me what I asked for without telling me what it entailed” (7-20-16).

Similarly, another woman recounted: “I thought maybe after the due date I would feel better, but it doesn’t end there. It NEVER ends! The pain and emptiness stays there forever” (4-30-17). In these different accounts, the women alluded to their initial expectations of what the medication abortion would entail or what others told them would happen after their abortion. When a woman’s actual medication abortion experience did not align with these messages, women felt disempowered, vulnerable, lost, upset, and sometimes deceived.

When discussing the changes experienced after the abortion, many women talked about emotional changes. One woman said:

“At first it all seemed like a weight had been lifted and everything was okay then I started to feel really sad and low and now all I do is think about how many weeks pregnant I would have been and what my baby would look like and I miss so much” (4-26-10).

As mentioned, processing one’s abortion experience was emotional and took time. Some women wrestled with experiencing negative and difficult emotions after having their abortion. In fact, 37 women (38%) explicitly stated problems with anxiety, depression, drug abuse, and suicidal thoughts as a result of the abortion. For example, one woman said: “I am haunted by the image of my tiny baby. I always will be. I cut myself and even wanted to die” (3-22-13). Another woman recounted: “Looking at my kids thinking of another beautiful child. Couldn’t live with myself. Wishing God would take my life” (12-16-11). Collectively, these exemplars illustrate women’s emotional changes about processing of their medication abortion.

Finally, 75 women (77%) explicitly stated that they regretted their decision to have an abortion. However, the

term regret was rife with contradiction and also included talk about initial relief. For instance, one woman said: “I know I did the right thing for myself and it would be a lot harder for me right now. But I still would give anything to go back in time and keep my baby” (11-19-12). Regret was regarded as a process that was realized over time and through one’s life experience. One woman stated: “Had I known how badly I would feel now, I would have kept the baby, even if I had to go through it alone” (10-21-15). Another woman elaborated upon this process by saying:

“Knowing what I know now at almost a year later I would not have the abortion. That was my child and I should have done what I needed to do to give them a great life. I thought I had no options but I did. I should have put my child first. No matter how early the abortion is its still a growing life and i wish i had done things differently” (4-30-17).

In both accounts, women defined regret as the emotional pain, suffering, remorse, and guilt felt after the medication abortion. Yet, these emotions were often coupled with initial feelings of relief from no longer being pregnant. In sum, the decision to have a medication abortion was significant, transformative, and lifechanging for these women. One woman noted this change by saying: “From the outside, our life looks exactly the same as it would have. But on the inside, everything has changed for me” (10-21-15). Collectively, these accounts expose how the different emotional changes resulted in a lived, dialectical tension between their life before the abortion and their life after the abortion.

### ***Managing the comprehensive stigmatizing silence: Silence vs. openness***

Across women’s narratives, there existed an overarching dialectical tension of *silence* vs. *openness*, which was difficult for many women to manage when interacting with others. In this struggle, women shared how their medication abortion was often a solo, private experience that was not openly shared with others. Many women decided *not* to inform certain family members about their pregnancy and abortion. Women noted feelings of shame, embarrassment, worry, or fear as some of the reasons for not telling others. Along with stating these emotions, women said things like: “I never told the father and I don’t intend to” (8-4-17); “I don’t know if I will ever tell my husband and children about what I did” (2-11-12); or “I couldn’t talk to my family” (3-16-17). The initial decision to remain silent made it difficult to talk openly with others about their feelings and experiences after their medication abortion. Silence was also experienced in other ways: one woman was glad she was home alone during her abortion so no one could hear her, while a different woman left the abortion clinic and began crying and said, “why is there so much silence here?” as she was taking her pill alone in her bathroom at home.

Even if women did allow certain family members to become privy to their abortion decision, openly discussing their feelings after the abortion remained difficult. When talking with others, one woman said: “I love my husband but it is beyond difficult for me to talk to him about this,

because I know he wants nothing more than to just move on from this” (4-28-18). A different woman recounted: “My close friends know here but I don’t really feel I can talk to them about it. I don’t feel like i can talk to anyone about it” (2-9-13). Despite these women’s desires to talk about their abortion, others (e.g., the baby’s father, their husband, family members) refused to engage in conversation with them. As a result, women said things like: “I feel like I have no one to speak to about it since he doesn’t think about it the way I do” (9-8-15), and “I try to talk about it with my family and the baby’s dad but they all tell me it’s in the past” (10-28-17).

Oftentimes, certain dates (such as their child’s due date) or friends with other babies who are of similar age to their “would-have-been child” led to triggering events where women desired to express their feelings with others, but felt like they couldn’t talk openly. For instance, one woman said: “But I haven’t really been able to share the true regret and near constant jealousy of my loved ones engagements or pregnancies” (11-21-16). Another woman stated: “I knew I had to have an abortion, but these feelings I have right now I never imagined I’d have. I don’t want to go out, I don’t want to tell anyone, all I feel like doing is crying” (7-8-18). Thus, the isolation and silence leading up to her own medication abortion continued to pervade after the abortion, creating additional communication challenges with freely expressing her emotions with family and friends.

Silence was often described as being frustrating and challenging. In fact, 59 women (60%) reported feelings of isolation and alienation. As a result, some women personally attacked themselves. For example, one woman said: “I feel like I’m living a lie I get up get ready for work get my family up like normal the days go on like normal but I’m not normal I killed my baby I’m a monster!!” (3-14-17). Similarly, a different woman wrote: “As a mom I feel like a monster and I have to act like nothing happened” (4-18-17). These demeaning language choices (e.g., monster, killer) are present in the distal-already-spoken societal discourses about abortion. Women’s awareness of these larger discourses led some women to write about their intentional use of selective language choices when talking about their abortion with others. One woman shared: “I tried to find an OBGYN that could see me ASAP. I went in and told them I had a miscarriage because I was ashamed of the truth of what I did” (3-21-18). Finally, some women reported struggling in silence by saying things like: “I am in desperate need of assistance and I am too embarrassed to attend an in person support group” (11-21-16), and “And when I got home, I had to hold it all in. I was so ashamed of my choice. I couldn’t let anyone know” (2-11-11). Even though these women were able to anonymously write about their abortion on this website, they felt muted by their loved ones because of the centripetal discourses of shame and embarrassment associated with abortion.

## Discussion

A national study that assessed women’s support for and interest in alternative models of abortion provision found that about half of

U.S. women are supportive of and nearly one-third are interested in medication abortion (Biggs et al., 2019). The growing interest and practice in this type of abortion provision warrant scholars to understand women’s experiences. Our study is the first in the U.S. to conduct a case analysis of women’s online blogging narratives about having had a medication abortion. We focused on understanding the discursive dynamics and contradictions that influenced and shaped women’s talk about their own experiences. Our analysis rendered four sites of dialectical tension: *only choice* vs. *other alternatives*, *unprepared* vs. *knowledgeable*, *relief* vs. *regret*, and *silence* vs. *openness*. Each site of struggle characterized a different stage of women’s medication abortion narrative: the decision, the medication abortion process, after-abortion identity, and the general stigmatizing silence associated with abortion.

As other scholars have noted (Kimport & Doty, 2019), we found that women relied upon language choices that aligned with the existing ideological frameworks from both the Right to Life and Right to Choice movements. For instance, some women used the words “fetal tissue,” while other women used the word “baby” when referencing their pregnancy. Women also explicitly mentioned distal already-spoken messages from both movements about how they were told “it’s just a pill” or “I’ve killed my baby.” Such language choices are not idle linguistic distinctions, but rather indicate a woman’s awareness of the different semantics and terminology surrounding the larger cultural narratives about abortion. This awareness was particularly evident when women discussed the overarching silence stigmatizing one’s abilities to openly talk with family and friends about their medication abortion experience. Thus, women’s talk about their own personal experiences, their justification for having an abortion, and their own sense-making after the medication abortion were shaped by the available heuristics and frames from larger cultural discourses and political movements (Kimport & Doty, 2019).

Cultural narratives of abortion are powerful and construct meaning and truth (Ludlow, 2008). While a woman’s personal story about her medication abortion is individual and now occurs in a more private setting (e.g., at home), this experience remains social and political, defined, and reified by larger cultural narratives and semantics (Beynon-Jones, 2017; Cockrill & Nack, 2013). The sexual liberalism script that reflects positive attitudes toward nontraditional sexual behaviors influences individual’s attitudes about abortion (Tokunaga et al., 2015), as well as their own narratives about medication abortion. We found evidence of these larger discourses within women’s talk about their own medication abortion, and in particular, their rationale for their decision, their description of the medication abortion process, their reflections on their identity after the abortion, and the overall stigmatizing silence resulting in a muted voice and the public illegitimacy of their own narrative. For instance, many of the justifiable reasons recounted by women in this case study for having an abortion align with the centripetal discourses of the Right to Choice movement regarding bodily rights and a woman’s freedom of choice. Among women having abortions in the U.S., finances and lack of readiness are the most commonly cited reasons for choosing abortion (Finer et al., 2005).

The presence of larger cultural narratives can result in dialectical tensions as one seeks to construct her own abortion narrative and considers disclosing that narrative to others. In



particular, many women described experiencing both relief and regret after their abortion. Historically, these two emotions have been juxtaposed and positioned as binary emotions that are socially and politically aligned (Ehrlich & Doan, 2019). The Right to Choice movement discourse aligns with the notion that abortion proffers emotional relief, whereas the Right to Life movement discourse positions itself with abortion resulting in regret. This polarized alignment and framing results in both movements speaking different languages and never fully listening nor engaging with the other (Wiederhold, 2014). One proposed origin of this framing dates back to the legal reasoning of the 2007 U.S. Supreme Court case *Gonzales v. Carhart*, where the federal partial-birth abortion ban was upheld. However, our analysis of women's narratives post-medication abortion exposes the complex duality of these two emotions often being experienced in tandem, as opposed to being simplistic binaries. The either-or, unidimensional script from both the Right to Choice and Right to Life movements – abortion provides either relief or results in regret – fueled a sense of tension for many of the women as they processed their identity after the abortion and considered openly disclosing those private experiences with others. Thus, these women's narratives illustrate that one's individual experiences with having had a medication abortion may result in a both/and: initial relief coupled with later regret. A reliance upon political movement discourses to construct one's own narrative may continue to marginalize or invalidate one's own private medication abortion experience when the larger scripts remain politically charged and polarized (LaRoche & Foster, 2018).

The stigma and risk that characterize the topic of abortion are influenced and shaped by the larger centrifugal discourses from both the Right to Choice and Right to Life movements (Beynon-Jones, 2017; Cockrill & Nack, 2013). For example, Cockrill and Nack (2013) found that women seeking an abortion often attempt to manage the stigma of abortion through non-disclosure, stating their reasons for having an abortion as "exceptional" and necessary, or condemning the Right to Life perspectives about abortion. In a different study on Southside Chicago African-American adolescent females, the majority of sexually active teens never talked with their parents about the topic of abortion, and almost 20% expressed fears of harm or eviction if their parent were to learn of an abortion in their past (Sisco et al., 2014). In our case study, we found that women also experienced stigma, silence, and fear that led them to remain private and/or secretive with certain individuals throughout their medication abortion experience. Silence before or during the medication abortion process resulted in women experiencing additional challenges later on with talking openly about one's experiences. Altogether, these findings align with communication scholars who have found that when private health information disclosures are deemed as being threatening or stigmatizing, one's private health information remains concealed (Baxter & Akkoor, 2011; Ebersole & Hernandez, 2016). This is important because secrecy of one's abortion is associated with poorer coping (Major & Gramzow, 1999; Major et al., 1997), and may result in further isolation and lack of social support from others (Cockrill & Biggs, 2017).

Recent movements such as Shout Your Abortion and #YouKnowMe have tried to dispel the stigma and silence surrounding abortion. However, these movements remain politically aligned and purport the "American Dream" abortion narrative: I was able to go to college/graduate/get a good job due to my abortion. These more recent public narratives frame abortion as a restitution or quest experience (Frank, 1995), where women are portrayed as being able to return to normalcy and good health, or regard their abortion story as one part of their personal journey that they were able to overcome. While such discourses were evident in some women's blogs and have been shown to reduce abortion stigma when openly disclosed (Cockrill & Biggs, 2017), many women's narratives within this case study characterized chaos narratives (Frank, 1995) where the abortion experience interrupted their daily lives and left them feeling out of control. Most notably, over 50% of the sample reported that the father to their child or other family members used negating language as a means to justify a woman's need for an abortion, albeit her own desires to keep her baby. In addition, 75 women (77%) regretted their decision, and 37 women (38%) reported struggling with mental illness and suicidal thoughts after the abortion. While previous scholarship has also found evidence of some women experiencing negative outcomes after an abortion due to a lack of decision-making power and limited social support (Kimport et al., 2011), as well as possible significant relationships between abortion and mental health problems (see Fergusson et al., 2013; Reardon, 2018), these centrifugal discourses remain muted and marginalized in the U.S. abortion debate.

### **Limitations and directions for future research**

As with all scholarship there are limitations. Most notably, there is a lack of generalizability due to the limited scope: we only analyzed women's medication abortion narratives anonymously posted to one website. However, it is important to note that the purpose of this project was to make analytic generalizations based on gathering an in-depth descriptive understanding of these women's medication abortion narratives. Second, all qualitative case studies are limited by the sensitivity and integrity of the investigators. We attempted to surmount this obstacle by having three qualitatively trained female researchers who completed independent coding and collectively participated in the contrapuntal analysis process. Third, case study research is criticized for not having a clear set of systematic procedures (Yin, 2014). To address this concern, we sought to clarify and provide transparency with the methodological techniques used. Fourth, the anonymity of women's blog submissions to the website did not allow us to gather and report the social demographics of the women who anonymously shared their abortion narratives, which again hinders the generalizability of our findings. Finally, the population of women who write an anonymous post about their abortion experience may be different from those who do not.

All of these limitations provide avenues for future research. Most importantly, this single case study demonstrates the need for a broader, pluralistic, mixed-method

assesses women's medication abortion narratives, particularly given its increased popularity amongst women seeking this type of abortion provision. Such research could interview women who have had a medication abortion, as well as use surveys to assess different variables such as demographic factors, health literacy, and privacy management strategies employed when talking about one's medication abortion.

## Conclusion

In sum, our findings show that the medication abortion experience is rife with tension and contradiction. This complexity and duality are not evident in much of the larger cultural discourses and political debates about abortion. Many women in this case study noted that their decision to have a medication abortion was not a flippant decision or an easy choice where women remained unscathed. Women's narratives about their medication abortion experience were complex, and no singular narrative fully encapsulated or defined what women experienced during and after their medication abortion. Therefore, it is critical to transcend the silence in order to expose both sides of the debate and understand how these larger discourses influenced women's personal language choices when constructing their own abortion narrative and anonymously sharing it with others online. The tensions and dialectical struggles experienced after having a medication abortion and attempting to share it with others remain silent from public discourse and debate (Hallgarten, 2018). Presently, this silence positions one's abortion story as an either-or, binary experience that is politically aligned with one movement or another. The larger discourses prevalent within both the Right to Life and Right to Choice movements impact the liminality of women who are contemplating a medication abortion and affect their own narrative reconstruction and sense-making after their private medication abortion.

## Acknowledgments

We would like to thank Chuck Donovan, Michaelene Fredenburg, and Genevieve Plaster for their support and assistance throughout the entire research process. We also want to thank Caroline Funk for her assistance with data analysis. In addition, we would like to recognize the women, who through their own accord and as separate from this research study, chose to publicly share their story online.

## References

- Abortion Changes You. (n.d.). Stories. <https://www.abortionchangesyou.com/stories>
- Altshuler, A. L., Ojanen-Goldsmith, A., Blumenthal, P. D., & Freedman, L. R. (2017). A good abortion experience: A qualitative exploration of women's needs and preferences in clinical care. *Social Science Medicine*, 191(1), 109–116. <https://doi.org/10.1016/j.socscimed.2017.09.010>
- Arden Ford, L., Golden, M. A., & Berlin Ray, E. (2014). The case study in health communication research. In B. B. Whaley (Ed.), *Research methods in health communication: Principles and application* (pp. 41–56). Routledge.
- Baxter, L. A. (2011). *Voicing relationships: A dialogic perspective*. Sage.
- Baxter, L. A., & Akkoor, C. (2011). Topic expansiveness and family communication patterns. *Journal of Family Communication*, 11(1), 1–20. <https://doi.org/10.1080/15267431003773523>
- Becker, K. A., & Freburg, K. (2014). Medical student storytelling on an institutional blog: A case study analysis. *Medical Teacher*, 36(5), 415–421. <https://doi.org/10.3109/0142159X.2014.891007>
- Beynon-Jones, S. M. (2017). Untroubling abortion: A discourse analysis of women's accounts. *Feminism & Psychology*, 27(2), 225–242. <https://doi.org/10.1177/0959353517696515>
- Biggs, M. A., Ralph, L., Raifman, S., Foster, D. G., & Grossman, D. (2019). Support for and interest in alternative models of medication abortion provision among a national probability sample of U.S. women. *Contraception*, 99(2), 118–124. <https://doi.org/10.1016/j.contraception.2018.10.007>
- Braun, V., & Clarke, V. (2006). Using thematic analysis in psychology. *Qualitative Research in Psychology*, 3(2), 77–101. <https://doi.org/10.1191/1478088706qp063oa>
- Cockrill, K., & Biggs, A. (2017). Can stories reduce abortion stigma? Findings from a longitudinal cohort study. *Culture, Health & Sexuality*, 20(3), 335–350. <https://doi.org/10.1080/13691058.2017.1346202>
- Cockrill, K., & Nack, A. (2013). "I'm not that type of person": Managing the stigma of having an abortion. *Deviant Behavior*, 34(12), 973–990. <https://psycnet.apa.org/doi/10.1080/01639625.2013.800423>
- Ebersole, D. S., & Hernandez, R. A. (2016). "Taking good care of our health": Parent-adolescent perceptions of boundary management about health information. *Communication Quarterly*, 64(5), 573–595. <https://doi.org/10.1080/01463373.2016.1176939>
- Ehrlich, J. S., & Doan, A. E. (2019). *Abortion regret: The new attack on reproductive freedom*. Praeger. <http://publisher.abc-clio.com/9781440839856>
- Fergusson, D. M., Horwood, J. L., & Boden, J. M. (2013). Does abortion reduce the mental health risks of unwanted or unintended pregnancy? A re-appraisal of the evidence. *Australian & New Zealand Journal of Psychiatry*, 47(9), 819–827. <https://doi.org/10.1177/0004867413484597>
- Finer, L. B., Frohworth, L. F., Dauphinee, L. A., Singh, S., & Moore, A. M. (2005). Reasons U.S. women have abortions: Quantitative and qualitative perspectives. *Perspectives on Sexual and Reproductive Health*, 37(3), 110–118. <https://doi.org/10.1363/psrh.37.110.05>
- Frank, A. W. (1995). *The wounded storyteller: Body, illness and ethics*. University of Chicago Press.
- Hallgarten, L. (2018). Abortion narratives: Moving from statistics to stories. *The Lancet*, 391(10134), 1988–1989. [https://doi.org/10.1016/S0140-6736\(18\)31036-5](https://doi.org/10.1016/S0140-6736(18)31036-5)
- Hedqvist, M., Brolin, L., Tydén, T., & Larsson, M. (2016). Women's experiences of having an early medical abortion at home. *Sexual & Reproductive Healthcare*, 9(1), 48–54. <https://doi.org/10.1016/j.srh.2016.07.003>
- Jones, H. E., O'Connell White, K., Norman, W. V., Guilbert, E., Lichtenberg, E. S., & Paul, M. (2017). First trimester medication abortion practice in the United States and Canada. *PloS One*, 12(10), e0186487. <https://doi.org/10.1371/journal.pone.0186487>
- Jones, M., & Alony, I. (2008). Blogs – The new source of data analysis. *Journal of Issues in Informing Science and Information Technology*, 5(1), 433–446. <https://doi.org/10.28945/1019>
- Jones, R. K., & Jerman, J. (2017). Population group abortion rates and lifetime incidence of abortion: United States, 2008–2014. *American Journal of Public Health*, 107(12), 1904–1909. <https://doi.org/10.2105/AJPH.2017.304042>
- Jones, R. K., Zolna, M. R. S., Henshaw, S. K., & Finer, L. B. (2008). Abortion in the United States: Incidence and access to services, 2005. *Perspectives on Sexual and Reproductive Health*, 40(1), 6–16. <https://doi.org/10.1363/4000608>
- Jones, R. K., Witwer, E., & Jerman, J. (2019, September). *Abortion incidence and service availability in the United States, 2017*. Guttmacher institute. <https://www.guttmacher.org/report/abortion-incidence-service-availability-us-2017>
- Kimport, K., Cockrill, K., & Weitz, T. A. (2012). Analyzing the impacts of abortion clinic structures and processes: A qualitative analysis of women's negative experience of abortion clinics. *Contraception*, 85(2), 204–210. <https://doi.org/10.1016/j.contraception.2011.05.020>
- Kimport, K., & Doty, C. (2019). Interpreting the truth: How people make sense of new information about abortion. *Women's Health Issues*, 29(2), 182–187. <https://doi.org/10.1016/j.whi.2019.01.004>



- Kimport, K., Foster, K., & Weitz, T. A. (2011). Social sources of women's emotional difficulty after abortion: Lessons from women's abortion narratives. *Perspectives on Sexual and Reproductive Health*, 43(2), 103–109. <https://doi.org/10.1363/4310311>
- Langellier, K. M., & Peterson, E. E. (2004). *Performing narrative: Storytelling in daily life*. Temple University Press.
- LaRoche, K. J., & Roche, A. M. (2018). *Exploring Canadian women's multiple abortion experiences: Implications for reducing stigma and improving patient-centered care*.
- Lincoln, Y., & Guba, E. (1985). *Naturalistic inquiry*. Sage.
- Ludlow, J. (2008). The things we cannot say: Witnessing the traumatization of abortion in the United States. *WSQ: Women's Studies Quarterly*, 36(1–2), 28–41. <https://doi.org/10.1353/wsq.0.0057>
- Major, B., & Gramzow, R. H. (1999). Abortion as stigma: Cognitive and emotional implications of concealment. *Journal of Personality and Social Psychology*, 77(4), 735–745. <https://psycnet.apa.org/doi/10.1037/0022-3514.77.4.735>
- Major, B., Zubek, J., Cooper, L. M., Cozzarelli, C., & Richards, C. (1997). Mixed messages: Implications of social conflict and social support within close relationships for adjustment to a stressful life event. *Journal of Personality and Social Psychology*, 72(6), 1349–1363. <https://psycnet.apa.org/doi/10.1037/0022-3514.72.6.1349>
- Mead, H. (1982). *The individual and the social self: Unpublished work of George Herbert Mead* (D. L. Miller, Edited by). University of Chicago.
- Newton, D., Bayly, C., McNamee, K., Hardiman, A., Bismark, M., Webster, A., & Keogh, L. (2016). How do women seeking abortion choose between surgical and medical abortion? Perspectives from abortion service providers. *Australian and New Zealand Journal of Obstetrics and Gynecology*, 56(5), 523–529. <https://doi.org/http://dx.doi.org/10.1111/ajo.12506>
- Norander, S., & Brandhorst, J. (2017). Case Study. In M. Allen (Ed.), *The SAGE encyclopedia of communication research methods* (pp. 117–119). Sage.
- Orbe, M. (2005). Continuing the legacy of theorizing from the margins: Conceptualizations of co-cultural theory. *Women & Language*, 28(2), 65–66.
- Orbe, M. P. (1998). From the standpoint(s) of traditionally muted groups: Explicating a co-cultural communication theoretical model. *Communication Theory*, 8(1), 1–26. <https://doi.org/10.1111/j.1468-2885.1998.tb00209.x>
- Reardon, D. C. (2018). The abortion and mental health controversy: A comprehensive literature review of common ground agreements, disagreements, actionable recommendations, and research opportunities. *SAGE Open Medicine*, 6(1), 1–38. <https://doi.org/10.1177/2050312118807624>
- Saldaña, J. (2013). *The coding manual for qualitative researchers* (2nd ed.). Sage.
- Sisco, K. M., Martins, S. L., Kavanagh, E. K., & Gilliam, M. L. (2014). Parent-daughter communication about abortion among non-pregnant African-American adolescent females. *Journal of Adolescent Health*, 55(6), 835–841. <https://doi.org/10.1016/j.jadohealth.2014.07.010>
- Stormer, N. (2010). A likely past: Abortion, social data, and a collective memory of secrets in 1950s America. *Communication and Critical/Cultural Studies*, 7(4), 337–359. <https://doi.org/10.1080/14791420.2010.523430>
- Strauss, A., & Corbin, J. (1990). *Basics of qualitative research: Grounded theory procedures and techniques*. Sage.
- Tokunaga, R. S., Wright, P. J., & McKinley, C. J. (2015). U.S. adults' pornography viewing and support for abortion: A three-wave panel study. *Health Communication*, 30(6), 577–588. <https://doi.org/10.1080/10410236.2013.875867>
- Tracy, S. J. (2013). *Qualitative research methods: Collecting evidence, crafting analysis, communicating impact*. Wiley-Blackwell.
- Tyler, J. A. (2007). Incorporating storytelling into practice: How HDR practitioners foster strategic storytelling. *Human Resource Development Quarterly*, 18(4), 559–587. <https://doi.org/10.1002/hrdq.1219>
- Upadhyay, U. D., Desai, S., Zlidar, V., Weitz, T. A., Grossman, D., Anderson, P., & Taylor, D. (2015). Incidence of emergency department visits and complications after abortion. *Obstetrics and Gynecology*, 125(1), 175–183. <https://doi.org/10.1097/AOG.0000000000000603>
- Wiederhold, A. M. (2014). Narrative spaces between intractability outside the clinic. *Health Communication*, 29(7), 741–744. <https://doi.org/10.1080/10410236.2013.769661>
- Yin, R. K. (2014). *Case study research: Design and methods*. Sage.

# Exhibit 21

Regulations Requiring Manufacturers to Assess the  
Safety and Effectiveness of New Drugs and Biological  
Products in Pediatric Patients, *Final Rule*, 63 Fed. Reg.  
66632 (Dec. 2, 1998)

**DEPARTMENT OF HEALTH AND HUMAN SERVICES**

**Food and Drug Administration**

**21 CFR Parts 201, 312, 314, and 601**

[Docket No. 97N-0165]

RIN 0910-AB20

**Regulations Requiring Manufacturers to Assess the Safety and Effectiveness of New Drugs and Biological Products in Pediatric Patients**

**AGENCY:** Food and Drug Administration, HHS.

**ACTION:** Final rule.

**SUMMARY:** The Food and Drug Administration (FDA) is issuing new regulations requiring pediatric studies of certain new and marketed drug and biological products. Most drugs and biologics have not been adequately tested in the pediatric subpopulation. As a result, product labeling frequently fails to provide directions for safe and effective use in pediatric patients. This rule will partially address the lack of pediatric use information by requiring that manufacturers of certain products provide sufficient data and information to support directions for pediatric use for the claimed indications.

**DATES:** *Effective date.* The regulation is effective April 1, 1999.

*Compliance dates.* Manufacturers must submit any required assessments of pediatric safety and effectiveness 20 months after the effective date of the rule, unless the assessments are waived or deferred by FDA.

**FOR FURTHER INFORMATION CONTACT:** Khyati N. Roberts, Center for Drug Evaluation and Research (HFD-103), Food and Drug Administration, 5600 Fishers Lane, Rockville, MD 20857, 301-594-6779, or Karen D. Weiss, Center for Biologics Evaluation and Research (HFM-570), Food and Drug Administration, 1401 Rockville Pike, Rockville, MD 20852, 301-827-5093.

**SUPPLEMENTARY INFORMATION:**

**I. Introduction**

In the **Federal Register** of August 15, 1997 (62 FR 43900) (hereinafter referred to as the proposal), FDA proposed to require that manufacturers of certain new and marketed drugs and biologics conduct studies to provide adequate labeling for the use of these products in children. As described in the proposal, children are subject to many of the same diseases as adults, and are, by necessity, often treated with the same drugs and biological products as adults. However, many drugs and biological products

marketed in the United States that are or could be used in children are inadequately labeled for use in pediatric patients or for use in specific pediatric subgroups (Refs. 1 and 2). Indeed, many of the drugs and biological products that are widely used in pediatric patients carry disclaimers stating that safety and effectiveness in pediatric patients have not been established (Refs. 2 and 3). Safety and effectiveness information for some pediatric age groups is particularly difficult to find. For example, there is almost no information on use in patients under 2 years of age for most drug classes (Ref. 1).

As described in more detail in the proposal, the absence of pediatric labeling information poses significant risks for children. Inadequate dosing information exposes pediatric patients to the risk of adverse reactions that could be avoided with an appropriate pediatric dose. The lack of pediatric safety information in product labeling exposes pediatric patients to the risk of age-specific adverse reactions unexpected from adult experience. The proposal cited reports of injuries and deaths in children resulting from use of drugs that had not been adequately tested in the pediatric population. The absence of pediatric testing and labeling may also expose pediatric patients to ineffective treatment through underdosing, or may deny pediatric patients therapeutic advances because physicians choose to prescribe existing, less effective medications in the face of insufficient pediatric information about a new medication. Failure to develop a pediatric formulation of a drug or biological product, where younger pediatric populations cannot take the adult formulation, may also deny pediatric patients access to important new therapies, or may require pediatric patients to take the drug in extemporaneous formulations that may be poorly or inconsistently bioavailable.

The proposed rule described previous steps taken by FDA in recent years to address the problem of inadequate pediatric testing and inadequate pediatric use information in drug and biological product labeling. FDA's Center for Drug Evaluation and Research (CDER) and Center for Biologics Evaluation and Research have implemented a "Pediatric Plan" designed to focus attention on, and encourage voluntary development of, pediatric data both during the drug development process and after marketing. In addition, in the **Federal Register** of December 13, 1994 (59 FR 64240) (hereinafter referred to as the 1994 rule), FDA issued a regulation requiring manufacturers of marketed

drugs to survey existing data and determine whether those data were sufficient to support additional pediatric use information in the drug's labeling. Under the 1994 rule, if a manufacturer determines that existing data permit modification of the label's pediatric use information, the manufacturer must submit a supplemental new drug application (NDA) to FDA seeking approval of the labeling change.

Although the preamble to the 1994 rule recognizes FDA's authority to require drug and biological product manufacturers to conduct pediatric studies on a case-by-case basis, the rule does not impose a general requirement that manufacturers carry out studies when existing information is not sufficient to support pediatric use information. Instead, if there is insufficient information to support a pediatric indication or pediatric use statement, the rule requires the manufacturer to include in the product's labeling the statement: "Safety and effectiveness in pediatric patients have not been established."

The response to the 1994 rule has not substantially addressed the lack of adequate pediatric use information for marketed drugs and biological products. Pediatric labeling supplements were submitted for approximately 430 drugs and biologics, a small fraction of the thousands of prescription drug and biological products on the market. Of the supplements submitted, approximately 75 percent did not significantly improve pediatric use information. Over half of the total supplements submitted simply requested the addition of the statement "Safety and effectiveness in pediatric patients have not been established." Others requested minor wording changes or submitted unorganized, unanalyzed collections of possibly relevant data. Approximately 15 percent (approximately 65) of the supplements provided adequate pediatric information for all relevant pediatric age groups, and another 8 percent (approximately 35) provided adequate pediatric information for some but not all relevant age groups.

The absence of adequate pediatric use information remains a problem for new drugs and biologics as well as for marketed products. The proposal presented data from 1988 through the 1990's showing that the percentage of new products entering the marketplace with adequate pediatric safety and effectiveness information has not increased in the last decade.

For example, FDA compared the number of new molecular entities (NME's) approved in 1991 and 1996

with potential usefulness in pediatric patients and looked at the adequacy of pediatric labeling for those drugs. Fifty-six percent (9/17) of the NME's approved in 1991 with potential usefulness in pediatric patients had some pediatric labeling at the time of approval. In 1996, only 37 percent (15/40) of the NME's with potential usefulness in pediatric patients had some pediatric labeling at the time of approval. For both 1991 and 1996, those drugs counted as having pediatric labeling may not have been studied in all age groups in which the drug was potentially useful. The manufacturers of an additional 7 of the 1991 drugs and 17 of the 1996 drugs promised to conduct pediatric studies after approval. Since publication of the proposal, figures for 1997 NME's have become available. In 1997, 39 NME's were approved. Twenty-seven had potential usefulness in pediatric patients, and 33 percent of these (9/27) had some pediatric labeling at the time of approval. Postapproval studies were requested or promised for an additional six. It is uncertain how many of the commitments made for postapproval studies of the 1996 and 1997 drugs will result in pediatric labeling. Of the seven NME's approved in 1991 for which sponsors made commitments to conduct postapproval pediatric studies, pediatric labeling has been added to only one. This figure reflects both studies that resulted in positive labeling, i.e., safety and dosing information, and studies that resulted in warnings against pediatric use. It does not reflect studies that failed to provide any useful information about pediatric use or studies that were completed but the sponsor failed to seek a change in its pediatric use labeling.

These data indicate that voluntary efforts have, thus far, not substantially increased the number of products entering the marketplace with adequate pediatric labeling. FDA has therefore concluded that additional steps are necessary to ensure the safety and effectiveness of drug and biological products for pediatric patients. This rule requires the manufacturers of new and marketed drugs and biological products to evaluate the safety and effectiveness of the products in pediatric patients, if the product is likely to be used in a substantial number of pediatric patients or would provide a meaningful therapeutic benefit to pediatric patients over existing treatments.

In addition to issuing this rule, FDA has initiated other actions that it hopes will encourage the development of adequate pediatric use information. FDA has issued a draft guidance document entitled "General

Considerations for Pediatric Pharmacokinetic Studies for Drugs and Biological Products" (November 30, 1998). FDA also plans to develop additional guidance on how to develop effectiveness, safety, and dosing information to support pediatric labeling. The agency also supported a provision in the reauthorized Prescription Drug User Fee Act (PDUFA) eliminating user fees for pediatric supplements to encourage the submission of these supplements.

Finally, FDA has issued a guidance document entitled "Providing Clinical Evidence of Effectiveness for Human Drug and Biological Products," describing the kinds of studies that can support effectiveness in supplemental or original applications. In that document, FDA provides guidance to manufacturers on the circumstances in which FDA may approve an initial or supplemental claim in which substantiation of the results of an adequate and well-controlled trial is provided by information other than a second adequate and well-controlled trial precisely replicating the first trial, or the circumstances in which studies without the extensive documentation ordinarily required could be utilized. This guidance will often be relevant to the data needed to support claims in a pediatric population.

Since the issuance of the proposal, Congress has enacted a bill that has an impact on pediatric studies of certain drugs. The Food and Drug Administration Modernization Act of 1997 (FDAMA) (Pub. L. 105-115) contains provisions that establish economic incentives for conducting pediatric studies on drugs for which exclusivity or patent protection is available under the Drug Price Competition and Patent Term Restoration Act (Pub. L. 98-417) and the Orphan Drug Act (Pub. L. 97-414). These provisions extend by 6 months any existing exclusivity or patent protection on a drug for which FDA has requested pediatric studies and the manufacturer has conducted such studies in accordance with the requirements of FDAMA. FDAMA also specifically recognizes FDA's intention to require pediatric studies by regulation and extends by 6 months any existing exclusivity or patent protection on a drug whose manufacturer submits pediatric studies in compliance with this rule, if the studies meet the completeness, timeliness, and other requirements of section 505A. Under FDAMA, a manufacturer who submits pediatric studies required under this rule may receive a 6-month extension of

exclusivity or patent protection granted to the manufacturer for that drug.

Although FDA expects the exclusivity offered by FDAMA to provide a substantial incentive for sponsors to conduct some pediatric studies, the agency nonetheless believes that this final rule is necessary to significantly increase the number of drug and biological products that have adequate labeling. Certain limitations on the scope and effect of the exclusivity offered by FDAMA are likely to leave significant gaps in pediatric labeling. For example, because FDAMA exclusivity applies only to products that have exclusivity or patent protection under the Drug Price Competition and Patent Term Restoration Act and the Orphan Drug Act, it provides no incentive to conduct studies on certain categories of products, including most antibiotics, biologics, and off-patent products.

In addition, the voluntary nature of the incentive provided by FDAMA is likely to leave many drugs, age groups, and indications unstudied. Given limited resources to conduct pediatric studies, it is probable that manufacturers will elect to conduct pediatric studies preferentially on those drugs for which the incentives are most valuable, i.e., on drugs with the largest sales. This may leave unstudied drugs that are greatly needed to treat pediatric patients, but that have smaller markets. For similar reasons, manufacturers are less likely to seek FDAMA exclusivity by conducting studies on drugs that require studies in neonates, infants, or young children. The youngest pediatric populations are more difficult to study and may require pediatric formulations, making pediatric studies of these groups more expensive, thereby reducing the value of the incentives provided by FDAMA. Thus, where there is a great medical need for data on drugs with relatively small markets or for studies on neonates, infants, or young children, it may be necessary to require the collection of such data, rather than rely on incentives.

Finally, manufacturers are eligible for FDAMA exclusivity when they submit a study to FDA that is consistent with FDA's written request for such a study. The study results are not required to provide useful information on pediatric use (e.g., the results may be inconclusive), and the sponsor is not required to obtain approval of a supplement adding the information gained in the study to the drug's label. Thus, FDAMA provides no guarantee that the studies conducted under the statute will result in improved pediatric labeling.



For these reasons, FDA believes that there remains an important need for this rule. FDA has concluded, however, that with respect to already marketed drugs eligible for exclusivity under FDAMA, the publication of the list required by section 505A(b) and the availability of pediatric exclusivity may diminish the need to exercise the agency's authority to require studies. Under the rule, FDA has discretion whether to require studies of marketed drugs (see § 201.23 (21 CFR 201.23)). FDA believes that, in exercising its discretion under § 201.23, it is appropriate to determine whether manufacturers will undertake the needed studies voluntarily. FDA will therefore allow an adequate opportunity for manufacturers voluntarily to submit studies for drugs listed by FDA as having a high priority. If, following such an opportunity, there remain marketed drugs for which studies are needed and the compelling circumstances described in the rule are met, the agency will consider exercising its authority to require studies. With respect to marketed drugs and biologics that are not eligible for exclusivity under FDAMA, FDA intends to exercise its authority to require studies as of the effective date of the rule in the circumstances described in the regulation. FDA emphasizes that the appearance of a drug or biologic on the list published under section 505A(b) carries no implication that FDA will require studies on that drug or biologic under this rule. FDA intends to reserve its authority to require studies of marketed drugs and biologics to situations in which the compelling circumstances described in the regulation are present.

FDA intends to issue further regulations and guidance implementing the pediatric exclusivity provisions of FDAMA, which will, among other things, provide guidance on the interaction of this rule and FDAMA exclusivity.

## II. Highlights of the Final Rule

This final rule is designed to ensure that new drugs and biological products contain adequate pediatric labeling for the approved indications at the time of, or soon after, approval. The final rule establishes a presumption that all new drugs and biologics will be studied in pediatric patients, but allows manufacturers to obtain a waiver of the requirement if the product does not represent a meaningful therapeutic benefit over existing treatments for pediatric patients and is not likely to be used in a substantial number of pediatric patients. The rule also authorizes FDA to require pediatric

studies of those marketed drugs and biological products that: (1) Are used in a substantial number of pediatric patients for the claimed indications, and where the absence of adequate labeling could pose significant risks; or (2) would provide a meaningful therapeutic benefit over existing treatments for pediatric patients, and the absence of adequate labeling could pose significant risks to pediatric patients.

### A. Scope of Rule

The proposed rule would have required an application for a drug classified as a "new chemical entity" or a new (never-before-approved) biological product to contain safety and effectiveness information on relevant pediatric age groups for the claimed indications. Based upon comments observing that changes in already marketed chemical entities, such as new indications or dosage forms, can have as much or more therapeutic significance for pediatric patients than the original product, the final rule expands the scope of the rule to include new active ingredients, new indications, new dosage forms, new dosing regimens, and new routes of administration for which an applicant seeks approval. The final rule does not, however, require the submission of pediatric data for a drug for an indication or indications for which orphan designation has been granted under section 526 of the Federal Food, Drug, and Cosmetic Act (the act) (21 U.S.C. 360bb).

### B. Types of Studies Needed

As described in the 1994 final rule, gathering adequate data to establish pediatric safety and effectiveness may not require controlled clinical trials in pediatric patients. Where the course of the disease and the product's effects are similar in adults and pediatric patients, FDA may conclude that pediatric safety and effectiveness can be supported by effectiveness data in adults together with additional data, such as dosing, pharmacokinetic, and safety data in pediatric patients. The rule also does not necessarily require separate studies in pediatric patients. In appropriate cases, adequate data may be gathered by including pediatric patients as well as adults in the original studies conducted on the product.

The specific pediatric information needed in each case will depend on the nature of the application, what is already known about the product in pediatric populations, and the underlying disease or condition being treated. The final rule requires an assessment of safety and effectiveness in pediatric patients only for the

indications claimed by the manufacturer. It does not require a manufacturer to study its product for unapproved or unclaimed indications, even if the product is widely used in pediatric patients for those indications. In the proposed rule, the pediatric study requirement for drugs was contained in § 314.50(g) (21 CFR 314.50(g)). In the final rule, the requirement is located in new § 314.55, because § 314.50 does not contain other specific study requirements. The location of the requirement for biological products (§ 601.27 (21 CFR 601.27)) remains unchanged in the final rule.

### C. Age Groups

The final rule requires pediatric studies in each age group in which the drug or biological product will provide a meaningful therapeutic benefit or will be used in a substantial number of pediatric patients for the indications claimed by the manufacturer. The relevant age groups will, however, be defined flexibly, depending on the pharmacology of the drug or biological product, rather than following the fixed age categories defined in the 1994 rule and identified in the preamble to the proposed rule. For drugs and biological products that offer a meaningful therapeutic benefit, the rule requires manufacturers to develop pediatric formulations, if needed, for those age groups in which studies are required. Manufacturers may, however, avoid this requirement if they demonstrate that reasonable attempts to develop a pediatric formulation have failed.

### D. Not-Yet-Approved Products

#### 1. Deferral of Studies Until After Approval

The final rule permits the submission of pediatric information to be deferred until after approval if there is an adequate justification for deferral, e.g., because pediatric studies should not begin until some safety and/or effectiveness information on adults has been collected, or awaiting the completion of pediatric studies would delay the availability of a product to adults. When trials should begin in particular cases, and whether deferral will be necessary, will depend upon the seriousness of the disease for which the drug or biological product is indicated, the need for the product, the amount of safety and effectiveness data available, and what types of pediatric studies are needed.

In general, FDA expects that studies of drugs or biological products for diseases that are life threatening in pediatric patients and that lack adequate



therapy could begin earlier than studies of drugs that are less urgently needed, ordinarily as early as the availability of preliminary safety data in adults (frequently referred to as phase 1 data), even if data from well-controlled studies are not yet available. For less critical drugs and biologics, pediatric studies could ordinarily begin when additional safety and/or effectiveness data from the initial well-controlled trials in adults (frequently referred to as phase 2 data) became available. Of course, studies of products for exclusively pediatric diseases ordinarily need not await the development of adult data. The timing of individual pediatric studies will, however, necessarily depend on the specific information available about the product in question. For example, a study of a noncritical drug in adolescents might begin after the initial safety studies in adults, if all the parties involved agreed that initiation was appropriate in light of the results of the adult and animal safety studies.

In other cases, studies should not begin in pediatric patients until significantly more adult data are collected. For example, FDA does not believe that early study or use in pediatric patients is appropriate for some so-called “me-too” drugs that are expected to be widely used but are members of a drug class that already contains an adequate number of approved products with pediatric labeling. Such drugs may not have been shown to provide any benefit over other products in the same class, and may introduce new risks that are not apparent until the drug has been in wide use after marketing. Studies of such drugs will therefore usually be deferred until the safety profiles of the drugs are well established through marketing experience. To encourage use of properly labeled drugs in pediatric patients, FDA may require the pediatric use section of the approved labeling of such a me-too drug to contain a statement recommending preferential use of other drugs that are adequately labeled for pediatric use.

## 2. Waiver of the Study Requirement

The pediatric study requirement applies to all applications for new active ingredients, new indications, new dosage forms, new dosing regimens, and new routes of administration, unless FDA waives the requirement. Under criteria established in the rule, FDA may waive the study requirement for some or all pediatric age groups. The burden is on the sponsor to justify a waiver. A waiver will be granted if the waiver request demonstrates that the product meets both of the following conditions:

(1) The product does not represent a meaningful therapeutic benefit for pediatric patients over existing treatments, and (2) the product is not likely to be used in a substantial number of pediatric patients. There was some confusion in the comments on the proposed rule over these waiver criteria. FDA emphasizes that the study requirement applies to a product that offers a meaningful therapeutic benefit even if it is not used in a substantial number of pediatric patients, and vice versa.

In response to comments, FDA has refined its definitions of “meaningful therapeutic benefit” and “substantial number of pediatric patients.” To define meaningful therapeutic benefit for both drugs and biologics covered by this rule, FDA has relied, in part, on CDER’s current administrative definition of a “Priority” drug, applied to pediatric populations. The administrative definition of “Priority” products for biologics relies on different criteria (Ref. 2). Use of CDER’s Priority drug definition to help define “meaningful therapeutic benefit” is not intended to affect the administrative definition of a Priority biologic. The Priority classification for drugs is determined based on CDER’s estimate, at the time of NDA submission, of a drug’s therapeutic, preventive, or diagnostic value. A Priority drug is defined as one that, if approved, would be a significant improvement in the treatment, diagnosis, or prevention of a disease, compared to marketed products approved for that use. In establishing meaningful therapeutic benefit for pediatric use, the comparison will be to other products adequately labeled for use in the relevant pediatric population. If there are no such products, a new product would usually be considered to have a meaningful therapeutic benefit. Improvement over existing products labeled for pediatric use can be demonstrated by, for example: (1) Evidence of increased effectiveness in treatment, prevention, or diagnosis of disease; (2) elimination or substantial reduction of a treatment-limiting drug reaction; (3) documented enhancement of patient compliance; or (4) evidence of safety and effectiveness in a new subpopulation. Evidence of improvement over existing therapies need not in all cases come from head-to-head trials.

To help ensure that pediatric patients have a sufficient range of treatments available, a product will also be considered to provide a meaningful therapeutic benefit if it is in a class of products or for an indication for which there is a need for additional

therapeutic options, notwithstanding the fact that it might not be a priority drug. In contrast to the range of therapies for a given indication often available to adults, there are relatively few instances in which therapeutic alternatives are studied and labeled for pediatric patients. For some diseases, however, it is therapeutically important to have a range of available treatment options, e.g., because there are frequent treatment failures. The Priority definition would cover the first product labeled for pediatric use, but might not cover the second or third product for a given indication or in a given class, if the subsequent product did not offer an advantage over existing therapies. The specific number of products needed will depend upon such factors as the severity of the disease being treated and the adverse reaction profile of existing therapies. FDA will seek further guidance on applying this criterion from a panel of pediatric experts.

Thus, new products will meet the definition of a meaningful therapeutic benefit if: (1) They provide a significant improvement over existing adequately labeled therapies; or (2) if they are indicated for diseases or conditions, or are in product classes, in which there are currently few products labeled for pediatric use and more therapeutic options are needed. FDA expects that over time, as the number of products adequately labeled for pediatric patients grows, the number of new products meeting the second criterion will diminish. FDA emphasizes that the addition of the second criterion for defining meaningful therapeutic benefit under this final rule is not intended to alter the definition of a Priority drug, and that products meeting the second criterion will not thereby be eligible for Priority status. FDA also notes that the rule’s definition of meaningful therapeutic benefit is intended to apply only in the pediatric study context.

FDA has also revised the proposed definition of “a substantial number of pediatric patients.” Many comments argued that the number chosen by FDA in the proposal (100,000 prescriptions per year or 100,000 pediatric patients with the disease) was arbitrary. Physician mention data from the IMS National Disease and Therapeutic Index (Ref. 38), which tracks the use of drugs by measuring the number of times physicians mention drugs during outpatient visits, shows that pediatric use of drugs is generally grouped in two distinct ranges. Physician mentions of drugs for pediatric use generally fall either below 15,000 per year or above 100,000 per year. Few drugs fall within the two ranges. Thus, selecting a cut-off

for “substantial number of pediatric patients” in the middle of the two ranges will provide a reasonable discrimination between products that are widely used and those that are less commonly used, and the specific number chosen will not arbitrarily include or exclude a significant number of drugs. FDA has therefore chosen 50,000 as the cut-off for a substantial number of pediatric patients. Because the number of pediatric patients with the disease or condition is easier to determine than the number of prescriptions per year, a substantial number of pediatric patients will be defined as 50,000 pediatric patients with the disease or condition for which the drug or biological product is indicated. Although physician mentions per year does not correspond exactly to the number of patients with the disease or condition, they provide a rough approximation and the IMS data show that the number of products included or excluded is relatively insensitive to changes in the cut-off chosen. As proposed, a partial waiver for a particular pediatric age group would be available under this method if 15,000 patients in that age group were affected by the disease or condition. This definition of “a substantial number of pediatric patients” has not been codified, however, and FDA may modify it, after consulting with a panel of pediatric experts. Any modification will be issued in a guidance document with an opportunity for comment.

FDA will also waive the pediatric study requirement where: (1) The applicant shows that the required studies on the product are impossible or highly impractical because, for example, the population is too small or geographically dispersed; (2) the product is likely to be unsafe or ineffective in pediatric patients; or (3) reasonable efforts to develop a pediatric formulation (if one is needed) have failed.

To reduce the burden on manufacturers in applying for waivers and deferrals, FDA intends to issue a guidance document providing a format for a request for waiver or deferral.

#### *E. Marketed Products*

The final rule is also intended to improve pediatric use information for already marketed drugs and biological products. The rule codifies FDA’s authority, discussed in the 1994 rule, to require, in the compelling circumstances described in the regulation, that manufacturers of already marketed drugs and biological products conduct studies to support pediatric-use labeling for the claimed

indications. The criteria for requiring studies of marketed products have been revised slightly in response to comments.

#### *F. Early Discussions and Pre- and Postmarket Reports*

The final rule contains provisions designed to encourage discussions of the need for pediatric studies early in the drug development process, as well as pre- and postmarketing reporting requirements designed to assist FDA in determining whether pediatric studies are needed for particular products and whether required studies are being carried out with due diligence.

#### *G. Pediatric Committee*

Many comments on the proposed rule urged FDA to form a committee of outside experts to assist in various aspects of the implementation of the rule. FDA has concluded that such a panel could provide useful advice and experience. FDA will convene a panel of pediatric experts, including at least one industry representative, and seek its advice on a range of issues related to implementation of the rule, including: (1) The agency’s implementation of all aspects of the final rule, including its waiver and deferral decisions; (2) which marketed drugs and biological products meet the criteria for requiring studies; (3) when additional therapeutic options are needed for a given disease or condition occurring in pediatric patients; (4) ethical issues raised by clinical trials in pediatric patients; (5) the design of trials and analysis of data for specific products or classes of products; and (6) issues related to the progress of individual studies.

#### *H. Remedies for Violation of the Rule*

For violations of this rule, FDA would ordinarily expect to file an enforcement action for an injunction, asking a Federal court to find that the product is misbranded under section 502 of the act (21 U.S.C. 352) or is an unapproved new drug under section 505(a) of the act (21 U.S.C. 355) or an unlicensed biologic under section 351 of the Public Health Service Act, and to require the company to submit an assessment of pediatric safety and effectiveness for the product. Violation of the injunction would result in a contempt proceeding or such other penalties as the court ordered, e.g., fines. FDA does not intend, except possibly in rare circumstances, to disapprove or withdraw approval of a drug or biological product whose manufacturer violates requirements imposed under this rule.

### **III. Comments on the Proposed Rule**

FDA received 54 written comments on the proposed rule from pediatricians, professional societies, parents, members of the pharmaceutical industry, organizations devoted to specific diseases, and patient groups. A significant majority of the comments, primarily those from pediatricians, professional societies, parents, organizations devoted to specific diseases, and patient groups, supported regulations requiring that drugs and biologics be studied in children. Many of these comments described the problems faced by the pediatric community and parents resulting from inadequate pediatric labeling and the absence of pediatric formulations, and argued that a pediatric study requirement was long overdue. Some comments, primarily those from the pharmaceutical industry, opposed a pediatric study requirement, arguing that existing voluntary measures and incentives were sufficient to ensure adequate pediatric labeling. Finally, a number of comments addressed FDA’s legal authority to require pediatric testing of drugs and biologics.

FDA also held a day-long public hearing on October 27, 1997, in Washington, DC, at which recognized experts in the field, members of the pharmaceutical industry, and other interested parties were given an opportunity to discuss the issues raised by the proposed rule. There were three panels, each of which comprised representatives from industry, the pediatric community, organizations devoted to specific diseases, patient groups, and a bioethicist. The panels considered the following three issues: (1) When pediatric studies are needed, (2) what types of studies are needed, and (3) special challenges in testing pediatric patients. Those who spoke were nearly unanimous in their support for some kind of regulation requiring pediatric studies of some drugs and biologics. There was, however, a wide range of views on which drugs and biologics should be the subject of required studies and on how the requirement should be implemented.

Many written and oral comments raised specific issues for consideration by the agency. These comments are addressed below.

#### *A. Purpose of Rule*

1. FDA received many comments arguing that this rule is needed to ensure adequate medical care for children. Many comments from pediatricians stated that they regularly must prescribe to young children drugs

that are not labeled for children under 6 or even 12, and for which pediatric dosage forms do not exist. One comment stated that, without adequate testing and labeling, physicians must estimate appropriate pediatric doses, and that even at "appropriate" doses, it is not known whether use in children is as safe as use in adults. One comment argued that the absence of pediatric labeling puts children at greater risk for adverse drug reactions (ADR's) and therapeutic failures than adults. According to another comment, most common and severe ADR's in pediatric patients would be eliminated by adequate testing, and that perhaps 2 percent of all pediatric hospitalizations are due to ADR's. One comment concluded that the failure to conduct pediatric studies results in a different standard of care for children and adults in this country.

A comment from a pharmaceutical trade association argued, however, that most of the toxicity problems identified by FDA as caused by inadequate pediatric labeling were from the 1950's and that these "dated" examples are not relevant to current practice. As an example, the comment cited chloramphenicol, a drug referred to by FDA in the proposed rule because, when it was used in the 1950's in neonates without adequate testing, it was responsible for many infant deaths (Ref. 4). According to the comment, it is now known that chloramphenicol can be used in neonates if the dose is correct. The comment also stated that practicing physicians have access to adequate dosing information from case reports in the medical literature.

FDA agrees that the absence of adequate pediatric labeling puts pediatric patients at risk for adverse drug reactions and ineffective dosing. FDA believes that the reference to new dosing information that permits use of chloramphenicol in infants illustrates the need for this final rule. Had adequate safety and dosing information been available earlier, many babies' lives could have been saved. Instead, adequately supported dosing information was not available until after the drug had been used in a large number of babies, with tragic consequences. FDA also disagrees with the comment that the remaining reports cited in the proposal of unexpected toxicity in pediatric patients from inadequately tested drugs are "dated." Contrary to the assertion in the comment, a majority of these reports are from the 1980's and 1990's (Refs. 5 through 14).

FDA also does not believe that case reports scattered through the medical

literature are an adequate substitute for organized and complete pediatric labeling information. To the extent that published experience is informative and credible, it should be used to improve labeling. The comments received from pediatricians reflect their view that there is often no adequately supported dosing and safety information for the drugs they use routinely in their patients. Even where case reports are available, they describe a limited number of pediatric patients and cannot provide sufficient information to establish the safety profile of a drug in pediatric patients.

2. Some comments argued that pediatric studies are needed because differences between children and adults can make extrapolation from adult data treacherous. One comment pointed out that research on antiarrhythmics in pediatric patients has revealed many surprises in dosing and side effects. For example, drugs that bind to milk may cause safety or effectiveness problems in pediatric patients not detected in adults.

FDA agrees that pediatric dosing cannot necessarily be extrapolated from adult dosing information using an equivalence based either on weight milligram/kilogram (mg/kg) or body surface area (mg/m<sup>2</sup>). There are potentially significant differences in pharmacokinetics, or unique drug-food interactions, that may alter a drug's blood levels in pediatric patients. Moreover, there can be pharmacodynamic differences between adults and pediatric patients.

3. Several comments argued that voluntary measures have not resulted in a significant increase in pediatric labeling, and that new products continue to enter the market without adequate, or any, pediatric labeling. Pediatricians, professional societies, parents, organizations devoted to specific diseases, and patient groups provided many examples of diseases and drug classes for which pediatric labeling was long-delayed, inadequate, or nonexistent. Acquired immune deficiency syndrome (AIDS) drugs were frequently cited as an example of the industry's failure to obtain adequate pediatric labeling at or near the time of approval. One comment pointed to protease inhibitors, which are theoretically most effective in newborns but have not been tested or approved for use in this group. Even for older children, the comment observed that it has taken over a year after adult approval to obtain pediatric labeling for these life-saving drugs. Another comment stated that the absence of drugs for human immunodeficiency virus (HIV) infection that are

appropriately labeled and formulated for pediatric patients causes parents to give children inappropriate doses, sometimes giving up part of their own dose if the child's physician will not prescribe it.

Other comments pointed out that epilepsy is considered a pediatric disease but claimed that many new epilepsy drugs are approved without information for use in pediatric patients. These comments urged that anti-epileptic drugs be added to the list of drug classes with inadequate labeling. A comment from a specialist in pulmonary medicine stated that although asthma is a common disease in pediatric patients, adult formulations are often released first, leaving pediatric patients without effective treatments. Other comments observed that not one of the standard immunosuppressive medications used in pediatric patients has been tested in pediatric patients. One comment contended that poor information about the pharmacokinetics of these drugs in pediatric patients has led to inadequate dosing to achieve effectiveness and possibly unnecessary toxicity.

The American Psychiatric Association commented that significant psychiatric diseases are increasingly diagnosed in pediatric patients, who may be treated with drugs despite the lack of pediatric labeling. According to this comment, most psychoactive medications are underutilized in pediatric patients due to the lack of pediatric labeling and to fear of overdosing. In the case of anti-hyperactivity drugs, however, the comment states that as many children are overtreated as undertreated, especially among pre-school age children. A comment from the National Institute of Mental Health (NIMH) stated that the rule was much needed to provide essential data on the safety and effectiveness of psychiatric medications in pediatric patients. This comment attached seven NIMH reviews of the existing data on psychotropic medications for pediatric patients, identifying many critical knowledge gaps that remain to be addressed by pediatric research.

One comment stated that pediatric nephrologists frequently prescribe drugs to pediatric patients for life-threatening conditions, including antihypertensive medications, diuretics, lipid-lowering agents, and immunosuppressive agents, even for pediatric patients less than 2 years of age, without benefit of formal studies. This comment further stated that drug therapy for chronic conditions like kidney failure is currently based only on experience gained from drug usage in children after approval for the indication in adults, and that



discovering "inadequate dosing or severe side effects by empiric use of these drugs is not desirable or safe." Another comment provided the results of a survey of 4,898 pediatric patients with end-stage renal disease on the medications they receive. Ninety-seven percent received prednisone or prednisolone, 91 percent received cyclosporine, and 84 percent received azathioprine. According to the comment, none of these drugs was studied in pediatric patients and no information on the pharmacokinetics of these drugs in pediatric patients is available.

In contrast, several comments from the pharmaceutical industry argued that voluntary measures, the 1994 rule, and the incentives provided by FDAMA are adequate to assure adequate pediatric labeling and that FDA has not given these steps sufficient time to work. Several comments argued that to obtain pediatric studies, FDA should use encouragement and early discussion with sponsors, together with incentives, rather than imposing new requirements. These comments contended that sponsors should make "phase 4 commitments" (commitments to conduct pediatric studies after approval) and FDA should track these commitments. According to one comment, these methods have not been systematically used by FDA. According to another comment, FDA did not describe its present experience in getting manufacturers to conduct pediatric studies. Other comments argued that FDA has not allowed the 1994 rule sufficient time to produce results and that the agency should wait until it has reviewed and acted upon all supplements submitted under that rule before imposing new requirements. One comment contended that if the 1994 rule was successful in producing

pediatric labeling for marketed drugs, the new rule should apply only to new drugs. One comment argued that incentives, including exclusivity, waiver of user fees, tax credits, and expedited reviews of pediatric supplements, and liability protection for research physicians, Institutional Review Boards (IRB's), universities, pharmaceutical firms, and parents, are the best means of obtaining pediatric labeling. A few comments argued that excessive litigation will follow imposition of this rule.

Two comments argued that the 53 NME's approved in 1996 demonstrate that pediatric labeling efforts by the industry are adequate, and that new requirements are not needed. Although the figures used in the 2 comments do not agree exactly, these comments stated that 20 or 21 of the 53 have potential for pediatric use. According to these comments, of these, 4 have approved pediatric labeling, 14 have planned or ongoing studies, 1 is switching to over-the-counter (OTC) use, and 1 or 2 have no immediate plans for pediatric labeling activities. One comment contended that, between 1990 and 1997, a 28 percent increase occurred in the number of new drugs in development for pediatric uses, but provided no data to support this claim.

FDA believes that the current state of pediatric labeling for drugs and biologics in the United States, as amply illustrated by comments from the pediatric community, is unsatisfactory. The agency's failure to obtain a significant increase in labeling for either new or marketed drugs or biologics through other measures implemented over the last several years demonstrates the need for a requirement that sponsors conduct pediatric studies of drugs and biologics that represent a meaningful therapeutic benefit to pediatric patients

or that will be widely used in pediatric patients. As described in section I of this document, the response to the 1994 rule has not produced a significant improvement in pediatric labeling for marketed drugs. FDA received labeling supplements only for a small fraction of the drugs and biologics on the market. Of those supplements it did receive, over half of the submissions merely sought to add a statement to the product's labeling that "safety and effectiveness in pediatric patients have not been demonstrated," and less than a quarter provided adequate pediatric information for some or all relevant age groups.

The agency's experience in attempting to obtain pediatric labeling for new drugs entering the marketplace through voluntary measures has also been disappointing. As described in the proposal, the percentage of NME's with adequate pediatric labeling has not increased since 1991, when the agency began systematic efforts to obtain better pediatric labeling. Although the number of requests by the agency and commitments by sponsors to conduct phase 4 (postapproval) pediatric studies may have increased, these requests and commitments have so far infrequently resulted in pediatric labeling. Table 1 of this document displays the results of commitments or requests to conduct pediatric studies postapproval between 1991 and 1996. FDA notes that the table does not reflect any labeling supplements under review. There are a total of six pediatric labeling supplements currently under review for NME's approved between 1991 and 1996. These supplements may or may not add significant new labeling information; but, in any case, would not substantially increase the number of successfully conducted postapproval studies.

TABLE 1.—PEDIATRIC LABELING

Status of pediatric labeling	1991	1992	1993	1994	1995	1996	Totals
NME's approved .....	30	25	25	22	28	53	183
Pediatric studies not needed .....	14	11	11	7	14	13	70
Label includes some pediatric use information or pediatric studies complete at time of approval .....	9	4	15	16	5	15	44
Postapproval pediatric studies promised or requested .....	7	10	2 10	2,3 10	2 10	17	64
Pediatric labeling added after approval .....	1	0	2	4	2	2	11

<sup>1</sup> In one case, pediatric use information provided for one of two approved indications.

<sup>2</sup> In one case, pediatric data requested for second of two approved indications.

<sup>3</sup> In one case, pediatric data requested for additional age groups.

As Table 1 of this document reflects, FDA's figures disagree with those of the comments for the number of 1996 NME's with potential for pediatric use, the number with some pediatric labeling

at the time of approval and the number for which commitments or requests for postapproval studies have been made. The comments did not identify specific drugs, so it is not possible to determine

why the two sets of figures conflict. Nevertheless, the historical experience reflected in the table suggests that most of the postapproval pediatric studies for which commitments were made for the

1996 NME's will not result in pediatric labeling. Of the 17 commitments to conduct pediatric studies in 1996, there have thus far been only 2 additions of pediatric labeling. Although some additional studies supporting labeling changes may be submitted in the future, the experience reflected in Table 1 of this document suggests that this will not be a large number. For example, the 27 promised or requested studies for the 1991 through 1993 cohorts have resulted in just 3 additions of pediatric labeling 5 to 7 years after approval. Thus, FDA does not agree that the experience with 1996 NME's demonstrates the adequacy of current efforts to obtain pediatric labeling.

None of the comments claiming that the rule will result in excessive litigation provided any evidence suggesting a relationship between pediatric testing and increased litigation or liability. As shown in the number of NME's with pediatric labeling at the time of approval, a significant minority of drug and biologic manufacturers already conducts pediatric testing. FDA is aware of no evidence that excessive litigation has been associated with this testing.

With respect to the argument that the incentives provided by FDAMA will be sufficient to ensure adequate pediatric labeling, FDA believes that a mixture of incentives and requirements is most likely to result in real improvements in pediatric labeling. FDA is hopeful, e.g., that the FDAMA incentives will make more resources available for pediatric studies. As described earlier, FDA does not believe, however, that incentives alone will result in pediatric studies on some of the drugs and biologics where the need is greatest. The incentives provided by FDAMA are available only for drugs already covered by the exclusivity or patent protection provided by sections 505 and 526 of the act. Thus, the FDAMA incentives are not available for many already marketed drugs, or for many antibiotics or biologics. In addition, limited resources available to conduct pediatric studies and fiduciary obligations to shareholders may cause manufacturers to conduct pediatric studies preferentially on those drugs where the incentives are most valuable, rather than on those drugs or biological products where studies are most needed.

4. Two comments argued that the rule is inconsistent with a 1977 FDA document entitled "General Considerations for the Clinical Evaluation of Drugs in Infants and Children," which recommended, among other things, that "reasonable evidence of efficacy generally \* \* \* be known

before infants and children are exposed to [a drug]."

As described in more detail in section III.D of this document under "Deferral," FDA expects that for drugs and biologics other than those for life-threatening diseases without adequate treatment, clinical trials in pediatric patients will ordinarily begin no earlier than when initial data from well-controlled trials in adults (frequently referred to as phase 2 data) become available to ensure that reasonable preliminary evidence of safety and/or effectiveness is available before pediatric patients are exposed to the drug or biological product. How much evidence of safety or effectiveness is "reasonable evidence" that should be available before pediatric trials may begin will be determined on a case-by-case basis. Thus, FDA believes that this rule is substantially consistent with the 1977 document.

FDA notes that the 1977 document was based upon a report prepared for FDA under a contract with the American Academy of Pediatrics (AAP). The AAP is currently developing proposed revisions to this document concerning the types of data needed to support pediatric labeling. The 1977 document, which falls under the general category of guidance documents, does not bind FDA or the public, but represents the agency's current thinking on a particular issue. Alternative approaches may be used if the alternative satisfies the requirements of the applicable statute and regulations (62 FR 8961, February 27, 1997) (Good Guidance Practices document). Until such time as an updated guidance on the clinical evaluation of drugs in infants and children is published, sponsors are encouraged to confer with the agency before initiating pediatric studies.

5. Several comments challenged FDA's use of the 1994 IMS National Disease and Therapeutic Index (NDTI) data on the 10 drugs used most frequently in pediatric patients without adequate labeling, arguing that the data incorrectly imply that physicians have no labeling information, when in fact prescribing information is now, or will be, available for most of the 10 drugs listed.

These comments misunderstand the purpose for which FDA cited the 1994 data. Those data provided a snapshot of the labeling information available to physicians for 10 widely used drugs at a given point in time. Even if additional information had been added to the labels of these drugs in the 4 years since the survey was conducted, there was none available during a year in which the drugs, together, were prescribed to

pediatric patients over 5 million times. FDA notes, moreover, that, contrary to the suggestion in the comments, adequate labeling has been added for only 1 of the 10 drugs for the age group described in the proposal.

6. Two comments disputed the estimated number of times their products were prescribed to pediatric patients. One manufacturer argued that the total units sold of Auralgan were less than the listed number of prescriptions. Another manufacturer disputed the estimates of Ritalin usage. This manufacturer also complained that it was not contacted by FDA about use of Ritalin despite the statement in the proposal that FDA had contacted the manufacturers of the top 10 drugs used without adequate labeling in pediatric patients.

Limitations on the data used to estimate number of prescriptions may have resulted in the discrepancy noted by the manufacturers of Auralgan or Ritalin. The number of prescriptions is estimated from data provided by IMS America, Ltd. IMS NDTI surveys a sample of physicians (more than 2,940 physicians representing 27 specialties) to determine the number of times that, during patient contacts, physicians mentioned specific drugs for particular age groups. Physician mentions may not correlate exactly with actual usage. In addition, the NDTI numbers taken from the sample of physicians are extrapolated to the nation as a whole, using a given formula. With respect to the claim that FDA has not contacted the manufacturer of Ritalin, FDA notes that it has scheduled meetings with the manufacturer to discuss use of the drug in children, which have been canceled at the manufacturer's request.

7. One comment challenged FDA's use of quinolones as an example of a class of drug that does not need to be studied in pediatric patients. The comment claimed quinolones do need to be studied in pediatric patients because of their important use in cystic fibrosis patients.

FDA agrees that fluoroquinolones may provide important therapeutic benefits to patients with cystic fibrosis. At present, all approved fluoroquinolones are labeled with the following statement: "Safety and effectiveness in children and adolescents less than 18 years of age have not been established." In addition, the label includes a statement advising that the fluoroquinolones cause arthropathy in juvenile animals. Historically, the agency has recognized a potential therapeutic role for the fluoroquinolones in children with cystic fibrosis and hematology/oncology



disorders. Indeed, FDA recently approved ciprofloxacin labeling containing a discussion of cystic fibrosis experience in the pediatric use subsection. These actions show that the agency recognizes that there may be a need to study fluoroquinolones in some pediatric patients.

8. One comment from a pharmaceutical company argued that serious ethical, legal, medical, and technical difficulties often prevent conducting pediatric studies. The comment cited difficulties in enrolling pediatric patients in sufficient numbers, unwillingness of parents to enroll children, and the absence of pediatric patients with the disease near convenient and qualified study centers. According to the comment, studies have been successfully conducted in pediatric patients in the past where there was a medical need for the drug in pediatric patients, but this rule will require pediatric studies of drugs intended for adults that may or may not be administered to pediatric patients. The comment also contended that the rule will necessitate a massive infusion of resources for industry, FDA, and medical specialty organizations, and that the agency should start with a small list of diseases with similar pathophysiology in adults and children, and a small list of drug classes known to have similar metabolism, and plan a graduated approach.

Contrary to the suggestion in the comment, this rule is designed to require studies only in those settings in which there is a significant medical need or where usage among pediatric patients is likely to be substantial. FDA acknowledges the difficulties encountered in some cases, but agrees that where there is a need for studies these difficulties have been overcome and that pediatric studies have been successfully conducted in many situations. FDA believes that the number of such studies already conducted each year, for example of antibiotics, vaccines, and roughly 25 percent of NME's, support the view that such studies are not medically, ethically, or technically impossible. FDA also emphasizes that this rule will not require studies in settings where ethical or medical concerns militate against studies. As with all studies regulated by FDA, no pediatric study may go forward without the approval of an IRB, which is responsible for ensuring that the study is ethical and adequately protects the safety of the subjects. In addition, the deferral provisions of the rule are specifically designed to ensure that no pediatric study begins until there are sufficient

safety and effectiveness data to conclude that the study is ethically and medically appropriate.

#### B. Scope

The proposal would have covered only original applications for those drugs classified as "new chemical entities," including antibiotics, and new biological products that had never been approved for any indication. A "new chemical entity," defined in 21 CFR 314.108(a), is a drug that contains no previously approved active moiety. Under the proposal, chemical modifications that did not change the active moiety, such as the formation of a different salt or ester of the moiety, would not have required further study. New indications or dosage forms of a previously approved moiety also would not have required further studies. FDA sought comment on whether the requirement should apply more broadly, e.g., to applications for minor chemical variations of approved products, new indications, new dosage forms or new routes of administration.

9. A majority of those who commented on the scope of the rule recommended that the final rule cover all new drugs and biologics, including new dosage forms and indications, because modifications in existing drugs may be as therapeutically significant to pediatric patients as the original drug or biologic. These comments included pediatricians, medical societies, one pharmaceutical company, and one disease-specific organization. Several comments, including two companies, an IRB, the AAP, a disease-specific organization, and a professional society recommended including new indications and dosage forms on a case-by-case basis, generally if their inclusion were recommended by an expert panel. Several comments supported the narrow scope of the proposal, including a pharmaceutical trade association, a professional society, and several companies. The pharmaceutical trade association suggested that the rule might also apply to new formulations uniquely suited to pediatric patients.

FDA has reconsidered the scope of the rule in light of the comments and has concluded that, in some cases, the need for pediatric studies is as great for modifications of existing products and new claims as for the original products. A new indication or dosage form for a previously approved drug, e.g., could be far more relevant to pediatric patients than the originally approved product. From a public health standpoint, FDA cannot justify the distinction in the proposal between new chemical entities

and never-before approved biologics, on one hand, and significant modifications of those products, on the other hand. Therefore, FDA has revised proposed §§ 314.55 (proposed 314.50(g)) and 601.27(a) to cover applications for new active ingredients, new indications, new dosage forms, new dosing regimens, and new routes of administration. The final rule exempts from its coverage any drug for an indication or indications for which orphan designation has been granted under the Orphan Drug Act (21 U.S.C. 360bb). FDA believes this exemption is appropriate because the purpose of the Orphan Drug Act is to encourage the development of drugs for patient populations that are so small as to make the manufacture and sale of the drug unprofitable if not for the incentives offered by the Orphan Drug Act. Imposition of a pediatric study requirement on an orphan drug could conflict with the balance struck by the Orphan Drug Act, by further raising the cost of marketing the drug. This exemption does not apply after marketing under § 201.23 of this final rule.

FDA's decision to expand the scope of the rule does not mean, however, that pediatric studies would always be needed for a new product entering the marketplace, or for a new claim. The waiver criteria will apply equally to modifications of existing drugs and biological products. Thus, FDA will require studies only of those new drugs and biologics that offer a meaningful therapeutic benefit to pediatric patients or that are expected to be used in a substantial number of pediatric patients. In many cases, moreover, new dosage forms might need relatively little pediatric data, such as pharmacokinetic data alone.

10. One comment sought clarification of the applicability of the rule to generic drugs. The comment argued that the collection of pediatric data was unwarranted where a generic manufacturer was copying a drug with an adult dose, and that FDA should require a pediatric bioequivalence study only where the innovator submits a supplement for a new dose or regimen in the pediatric population. Another comment from a generic drug trade association argued that bioequivalence studies in children should never be required to support approval of a generic drug.

This rule does not impose any requirements on studies submitted in support of applications for generic copies of approved drugs that meet the requirements of section 505(j) of the act. FDA also does not currently require bioequivalence studies to be conducted

in children for generic drugs. FDA notes that petitions submitted under section 505(j)(2)(C) for a change in active ingredient, dosage form, or route of administration may be denied if “investigations must be conducted to show the safety and effectiveness of” the change. Thus, if a petition is submitted for a change that would require a pediatric study under this rule, the petition may be denied.

### C. Required Studies

FDA proposed to amend its regulations related to the content of NDA and biologic license applications (BLA’s) to include required information on pediatric studies for certain applications. Under the proposal, an application for a new chemical entity or never before approved biologic would have been required to contain data adequate to assess the safety and effectiveness of the product for all pediatric age groups for the claimed indications, unless FDA granted a deferral or full or partial waiver of the requirement. As described in section III.B of this document under “Scope”, FDA has revised § 314.55(a) (proposed § 314.50(g)(1)) and § 601.27(a) to cover applications for new active ingredients, new indications, new dosage forms, new dosing regimens, and new routes of administration. Under the final rule, all covered applications will be required to contain data adequate to assess the safety and effectiveness of the product, unless FDA has granted a waiver or deferral of the requirement (see “Waiver” and “Deferred Submission” in section III.D and E of this document).

Assessments required under this section for a product that represents a meaningful therapeutic benefit over existing treatments must be carried out using appropriate formulations for the age group(s) for which the assessment is required, unless reasonable efforts to produce a pediatric formulation had failed (see “Waiver” in section III.E of this document). Comments on issues related to formulation are addressed under “Pediatric Formulations” in section III.I of this document.

The proposal did not mandate particular types of studies. The proposal recommended that the sponsor consult with FDA on the types of data that would be considered adequate to assess pediatric safety and effectiveness in particular cases.

FDA received several comments on the design and conduct of clinical trials in pediatric patients.

11. One comment asked for clarification of what is meant by “adequate evidence” to demonstrate safety and effectiveness. The comment

argued that FDA should not require two adequate and well-controlled trials for pediatric studies, and that the amount of evidence required should depend on the ability of the data to be extrapolated from adult to pediatric patients, the seriousness of the illness to be treated, the ability to assess meaningful measures of efficacy in pediatric patients, and the feasibility of conducting adequate trials in relatively uncommon pediatric disease states. Another comment claimed that the ability to extrapolate from adult efficacy data is limited and argued that well-controlled trials in pediatric patients should be the norm. This comment also stated that safety cannot be extrapolated from adult data and recommended studying 300 pediatric patients for an adequate period to identify frequent ADR’s. Other comments questioned the appropriateness of extrapolating from adult effectiveness data in a variety of settings. One comment argued that in the area of blood products, in addition to extrapolating from pharmacokinetic data, it may be appropriate to extrapolate from adult data using relative blood volume replacement. Several comments urged reliance on a variety of other sources of data, including published studies and reports, and actual use information. One comment urged FDA to rely on advanced scientific and statistical methods that optimize safety, convenience, and informativeness, while minimizing unnecessary or uninformative clinical trials.

FDA agrees that “adequate evidence” of safety and effectiveness for pediatric patients does not necessarily require two adequate and well-controlled trials. One of two central purposes of the 1994 rule was to make it clear that pediatric effectiveness may, in appropriate circumstances, be based on adequate and well-controlled studies in adults with supporting data in pediatric patients that permit extrapolation from the adult data. FDA agrees, however, that extrapolation from adult effectiveness data would not always be appropriate and that it may not be appropriate to extrapolate pediatric safety from adult safety data. FDA has specifically noted, in the FDA guidance document entitled “Providing Clinical Evidence of Effectiveness for Human Drug and Biological Products,” that if further controlled trial data were needed in a population subset, it would usually be sufficient to conduct a single additional controlled trial. FDA also agrees that useful information can come from data other than adequate and well-controlled trials, and encourages the

submission of valid and reliable data from a variety of sources. The type and amount of data required in any particular case will depend upon many factors, including those cited in the comments.

12. One comment urged FDA, in the final rule, to encourage sponsors to use Computer-Assisted Trial Design (CATD), allowing them to reduce number of actual trials in pediatric patients.

FDA encourages the use of any validated scientific method for designing, conducting, or analyzing clinical trials.

13. One comment questioned whether there will be a sufficient pool of pediatric subjects to complete trials, in light of the increase in the number of trials occasioned by the rule.

FDA believes that with appropriate organization, the pool of pediatric patients available for studies should be adequate. The Pediatric Pharmacology Research Units (PPRU’s), a network of groups instituted to conduct pediatric research, some of which are located outside of major population centers, have an established record of recruiting pediatric patients and completing valid studies. Even where the number of pediatric patients affected by a disease is small, valid studies have sometimes been successfully conducted. It should also be reemphasized that many of the studies contemplated under the rule are pharmacokinetic studies, dose-response studies with short-term endpoints (pharmacodynamic studies) and safety studies that are likely to impose relatively little burden on individual patients. Where, however, patient recruitment is so difficult as to make the study impossible or highly impractical, the rule permits a waiver of the study requirement (§§ 314.55(c) and 601.27(c)).

14. One comment urged that the final rule include a broader research requirement, and sought to have drug interactions and drug metabolism taken into consideration. Another comment sought to have the final rule codify minimal requirements for studies, such as toxic overdose and pharmacokinetic data. One comment urged FDA not to codify specific requirements for clinical trials, but to establish these requirements in consultation with an expert pediatric committee.

FDA declines to codify specific requirements for pediatric studies. Flexibility is necessary to assure that required studies are appropriate for each product. FDA will, however, consult with a pediatric committee on specific pediatric study issues.

15. One comment from a professional pharmacy organization urged that all protocols for pediatric studies be reviewed by pediatric experts, including a pharmacist knowledgeable about pharmacodynamic factors in each age group.

FDA reviews protocols for pediatric studies submitted in investigational new drug applications (IND's), and its reviewers include experts in pediatrics and pharmacology.

#### *D. Deferred Submission*

The proposal recognized that there would be circumstances in which it would be appropriate to permit the submission of pediatric data after approval. Two such circumstances were described in the preamble to the proposal: (1) Where adult safety or effectiveness data need to be collected before the product could be appropriately studied in pediatric patients, and (2) where the product was ready for approval in adults before studies in pediatric patients were completed. Although not included in the text of the proposal, these examples have been added to the final rule. Under the proposal, FDA would have the authority to defer the submission of some or all of the required pediatric data until after approval of the product for adult use, on its own initiative or at the request of the applicant. Under the proposed provisions, if the applicant requested deferral, the request would be required to contain an adequate justification for delaying pediatric studies. If FDA concluded that there were adequate justification for deferring the submission of pediatric use studies, the agency could approve the product for use in adults subject to a requirement that the applicant submit the required pediatric studies within a specified time after approval. It is important to appreciate that deferred submission of pediatric data refers to the date on which the data are submitted, not when the studies are initiated. Thus, deferred studies will generally be initiated before approval, unless it is concluded that the full adult data base or marketing experience are needed before pediatric studies may appropriately begin.

FDA stated in the proposal that it would consult with the sponsor in determining a deadline for the deferred submission, but tentatively concluded that it would require the submission not more than 2 years after the date of the initial approval. To ensure that deferral would not unnecessarily delay the submission of pediatric use information, FDA proposed that a request for deferred submission include a

description of the planned or ongoing pediatric studies, and evidence that the studies were being, or would be, conducted: (1) With due diligence, and (2) at the earliest possible time. FDA sought comment on the circumstances in which FDA should permit deferral, and on the factors that should be considered in determining whether a given product was one that should be studied in adults before pediatric patients. FDA received many comments on the deferral provisions in the proposal.

16. A few comments stated that the deferral provisions are an appropriate means of assuring that pediatric patients are not studied before adequate safety data have been gathered. A number of comments from the pharmaceutical industry asserted, however, that the proposal would require concurrent testing in adults and pediatric patients despite medical and ethical reasons for delaying testing pediatric testing. For example, a comment from a pharmaceutical trade association claimed that the rule:

\* \* \* would require testing of new medical compounds in children before safety in adults has been studied adequately, before effectiveness in adults has been established, and in young children and neonates without adequate information about the effects of the drug in older pediatric patients.

These industry comments appear to have misunderstood the explicit deferral provisions of the rule and perceived them as rare exceptions to a usual requirement that adults and children be studied at the same time. Nothing in the rule requires concurrent testing in adults and pediatric patients, nor testing in infants and neonates before testing in older children. As stated previously and in the proposal, the deferral provisions were specifically included to, among other things, ensure that pediatric studies could be delayed when necessary to assure that appropriate safety and/or effectiveness data were available to support pediatric testing.

17. Most of the comments on deferral focused on whether the need for safety and/or effectiveness data in adults before initiating pediatric studies should be a basis for deferral. Comments from disease-specific organizations, medical societies, including the AAP, and pediatricians argued that deferrals should be granted rarely if at all on this basis. One comment argued that delaying availability of life-saving drugs to children cannot be rationalized scientifically, legally, or ethically, and contended that deferral should not be permitted for serious and life-

threatening diseases where there is no substantial difference between the disease or the anticipated effect of the drug in children or adults. Another comment argued that deferral should be used sparingly in all age groups, including infants and neonates, and that its use should be evaluated in the context of the seriousness of the condition to be treated, the therapeutic advance the drug represents, and the likelihood that the drug will be given to children as soon as it is approved. According to this comment, the risks of research in pediatric patients may be outweighed by the risks that the drug will be given to them without data.

One comment argued that pediatric studies of important drugs should be conducted in parallel to adult studies, especially in children under 12. Several comments from the pediatric community, however, supported the development of some adult safety and/or effectiveness data before initiation of pediatric studies. One comment from an organization devoted to pediatric AIDS stated that while the general assumption should be that pediatric studies will be submitted at the same time as adult studies, it may be appropriate to have some testing in adults before children. The AAP stated that it is appropriate to begin studies in pediatric patients after phase 1 and phase 2 studies in adults have defined routes of clearance and metabolic pathways. Thus, the comment urged that pediatric studies be conducted during phases 2 and 3, not 4. A comment from a nephrology organization argued that drugs for organ-specific diseases should be studied in phase 3, as soon as phase 1 and 2 trials have shown safety in adults. This and another comment stated that deferring studies until after approval compromises clinical trial enrollment, citing the experience with recombinant erythropoietin. According to these comments, erythropoietin was not studied in pediatric patients until after its approval for adults, and enrollment was so difficult that pediatric studies were not completed for 5 years.

Several comments from the pediatric community also cited limited circumstances in which they believed deferral to be appropriate. A medical society argued that data should be collected after adult studies only for drugs with narrow therapeutic indices, unusual accumulation in the body, where the drug study requires extensive blood sampling, or where the study design places young patients at risk for limited information gain.

Many comments from the pharmaceutical industry argued, in contrast, that deferral should be the



rule, rather than the exception. Most of these comments contended that it was unethical to begin studying drugs in pediatric patients, other than those that are intended primarily for pediatric patients, until the drugs are shown to be reasonably safe and effective in adult patients. All argued that pediatric studies must not be initiated until substantial data in adults are available, but cited different initiation points, e.g., after phase 2, after safety and effectiveness is established in adults and an approvable letter is received, after approval, after 1 year of marketing.

Although many of these industry comments argued that pediatric studies should be conducted exclusively as phase 4 (postapproval) commitments, a significant number of industry comments acknowledged that pediatric studies could begin before approval, generally after phase 2, and that there were circumstances in which deferral was not appropriate. One comment argued that because early pediatric studies often require pediatric formulations and because up to 50 percent of drugs are abandoned before phase 3, it is wasteful to require companies to manufacture a pediatric formulation and begin studies before the end of phase 2. Another comment argued that no pediatric studies should begin before the decision to proceed to phase 3, except where: (1) The disease affects only pediatric patients; (2) the disease mainly affects pediatric patients, or the natural history or severity of the disease is different in pediatric patients and adults; or (3) the disease affects both pediatric patients and adults and lacks adequate treatment options. One comment urged that the final rule state that "in most cases, pediatric testing should not begin with any drug or biological product until certain adult safety and/or effectiveness information has been collected." According to this comment, there could be exceptions where no other therapy was available and there was a potential for the drug to be lifesaving. A pharmaceutical trade association argued for a presumption that pediatric studies not begin until the end of phase 2 or 3, but listed circumstances in which deferral should not occur: (1) Where the disease is life threatening and there is no alternative therapy, (2) where the drug is intended for a pediatric indication, (3) where the drug presents no major safety issues, (4) where the drug class is well studied in pediatric patients, or (5) where a large amount of "off-label" use in pediatric patients is anticipated.

In general, FDA expects that some data on adults will be available before pediatric studies begin, but that less

data will usually be required to initiate studies of drugs and biologics for life-threatening diseases without adequate treatment than for less serious diseases. Pediatric studies of drugs and biologics for life-threatening diseases may in some cases be appropriately begun as early as the initial safety data in adults become available, because the urgency of the need for such products may justify early trials despite the relative lack of safety and effectiveness information. In such cases, deferral of submission of pediatric studies until after approval will be unnecessary, unless drug development is unusually rapid and the product is ready for approval in adults before completion of the pediatric studies.

Pediatric studies on products for less serious diseases should generally not begin until more adult data have been collected, ordinarily no earlier than the availability of data from the initial well-controlled studies in adults. As noted earlier in this document, there may occasionally be exceptions to this principle where all parties agree that earlier initiation is appropriate. Whether deferral of submission of the data until after approval will be necessary for such products will depend upon when pediatric studies can scientifically and ethically begin in each case and how difficult the studies are to complete.

In some cases, FDA expects that scientific and ethical considerations will dictate that studies not begin until after approval of the drug or biological product. For example, pediatric studies of "me-too" drugs that do not offer a meaningful therapeutic benefit and that are members of a drug class that already contains an adequate number of approved products with pediatric labeling may be deferred until well after approval. In cases where a drug has not been shown to have any benefit over other adequately labeled drugs in the class, the therapeutic need is likely to be low and the risks of exposing pediatric patients to the new product may not be justified until its safety profile is well established in adults through marketing experience. Because the basis for the deferral in such cases will be concern that the drug presents risks to pediatric patients that will not be known until there is widespread marketing experience, without offsetting benefit, FDA may require, in appropriate cases, that such drugs carry labeling statements recommending preferential use in pediatric patients of products that are already adequately labeled. Such a statement might read:

The safety and effectiveness of this product have not been established in children. There

are alternative therapies that have been shown to be safe and effective for use in children with [indicated condition]. Ordinarily, products already labeled for use in children should be used in preference to [name of this product].

FDA labeling regulations at 21 CFR 201.57 express the agency's authority to ensure that drugs are safe for use under the conditions prescribed, recommended, or suggested in their labeling, and to require labeling identifying safety considerations that limit the use of drugs to certain situations. Some drugs with no demonstrated advantage over available therapy can nonetheless be expected to have wide use in pediatric patients. Pediatric studies of such drugs should be initiated relatively early, even if they are not completed at the time of approval.

18. A comment from a pharmaceutical company listed several circumstances in which it argued FDA should permit deferral: (1) The pediatric population is so small that enrollment and completion of trials cannot be accomplished in parallel with adult trials, (2) the natural course of the disease is different in adults and children, (3) analytic tools and clinical methodologies cannot be easily adapted to the pediatric population, (4) the drug has complex pharmacokinetic properties in adults making it hard to extrapolate a pediatric dosage range, (5) the scope and nature of nonclinical studies support only adult clinical studies, (6) two or more attempts to develop a pediatric formulation have failed, or (7) unique drug-drug or drug-food interactions in children confound drug development. Another comment added to this list: (1) Where fewer than 200,000 pediatric patients are affected by the disease being treated, and (2) drugs with a low therapeutic index.

FDA agrees that some of these circumstances could make completion of studies prior to approval in adults difficult, but does not agree that they would make studies impossible or impractical in all cases. The need for deferral must be considered case-by-case. A small pediatric population, e.g., might make completion of controlled trials very slow, but might not prevent obtaining pharmacokinetic data. Simply citing a pediatric population under 200,000 will not be sufficient to justify deferral; a small fraction of this number participating in trials may be sufficient to support timely pediatric studies, depending on the nature of the studies. As an example, over 70 percent of the estimated 6,000 pediatric patients with cancer each year are enrolled in clinical trials (Ref. 15). There does not seem to



be any reason to conclude that deferral is warranted solely because the natural course of the disease is different in adults and children. FDA also disagrees that deferral is necessarily warranted where analytic tools and clinical methodologies cannot be easily adapted to pediatric patients. Deferral may be necessary in some cases where the infants and toddlers are unable to provide subjective outcome data, but it may also be possible to utilize alternative endpoints or to extrapolate effectiveness data from older pediatric age groups, obtaining pharmacokinetic data from the younger age groups to determine an appropriate dose. Drugs with a low therapeutic index that do not fulfill an urgent need should, in general, be studied in pediatric patients later in drug development.

With respect to complex pharmacokinetic properties that prevent extrapolation of adult data to pediatric patients, low-therapeutic index drugs, and unique drug-drug or drug-food interactions in pediatric patients, FDA believes that the need for pediatric studies before approval is even greater where these conditions are present; moreover, none of them represents a significant impediment to studies. Recognizing that drugs and biologics approved for adults are regularly prescribed to pediatric patients despite the absence of adequate dosing and safety data, information positively suggesting that dosing and safety cannot be extrapolated from adult data increases the importance of conducting pediatric studies before the product is widely used in pediatric patients. The absence of supporting nonclinical studies (e.g., studies in young animals) should not usually be a basis for deferral. These studies, if needed, are readily conducted. Moreover, a full adult data base provides pertinent safety information that might make further preclinical data unnecessary. Difficulties in developing an adequate pediatric formulation may, in some cases, justify deferral of studies in young pediatric patients. In other cases, however, it may be appropriate to study a less-than-optimal formulation, e.g., an injection, if one is available, in pediatric patients while awaiting the development of a more desirable pediatric formulation.

19. One comment argued that it was "unacceptable" to defer pediatric studies to avoid delaying approval for adult use. Instead, the comment urged FDA to provide a "limited approval" for adult use until pediatric data are available and impose a monetary penalty for failure to comply. Another comment argued that permitting deferral

to avoid delay in adult marketing could be applied to most applications, creating a de facto situation in which pediatric data were understood to be not required until 2 years after approval. One comment stated that while pediatric dosing schedules are essential, pediatric studies should not delay approval of drugs for a major population, adults.

FDA continues to believe that deferral is appropriate where awaiting the completion of pediatric studies would delay the availability of a safe and effective drug or biological product for adults. Granting a deferral does not automatically mean, however, that pediatric studies need not be submitted for 2 years or that initiating them should be long delayed. The proposal suggested 2 years as the maximum period for a deferral. Where pediatric studies are supposed to be nearing completion at the time a product is ready for approval in adults, FDA expects that the period of deferral would be significantly shorter than 2 years. Where some useful pediatric information, e.g., safety information, is available at the time of approval, even if some required studies are not complete, FDA may require that the pediatric use section of the product's labeling include that information, to the extent consistent with 21 CFR 201.57(f)(9). FDA also notes that it has no authority to impose a monetary penalty for failure to submit a required study of a drug or biological product. FDA must ask a court to impose such a penalty in a contempt proceeding.

20. Several comments argued that pediatric trials should be conducted sequentially, beginning with the oldest pediatric age group, and ending with the youngest. One comment stated that IRB's would question testing a drug in younger children before older children. The AAP argued that there is little defense for studying pediatric patients sequentially from oldest to youngest, and that such a policy will result in approvals without data in neonates. This comment argued that the timing of studies should give consideration to safety, but without consideration of sequence. Another comment argued that FDA should not routinely require that drugs for serious and life-threatening diseases be studied sequentially. In HIV, according to this comment, drug testing should be "as simultaneous as possible" because safety and dosing may be initiated in each age group in a dose escalating manner regardless of the results in previously tested groups.

FDA agrees that age-dependent sequential studies are not necessarily appropriate. Particularly where there is urgent need for a product, there may be

good reason to study older and younger children at the same time.

21. A few comments objected to FDA's tentative decision to require the submission of studies ordinarily no later than 2 years after the initial approval. One comment stated that deferral of up to 2 years was excessive, citing the "critical" need to ensure timely performance of pediatric studies in populations where the drug is likely to be used. Another comment stated that 2 years may be adequate for collecting pharmacokinetic data, but not necessarily for collecting safety data. According to this comment, the size of the clinical data base will be the principal determinant of when data should be submitted. A comment from the American Red Cross stated that the extensive IRB review of studies of blood products involving pediatric patients, and the difficulty in enrolling such patients, makes the 2-year deferral deadline unrealistic for this category of product.

FDA agrees with the comments that the 2-year deadline suggested by the proposal may not be appropriate, and that the length of the deferral should be decided on a case-by-case basis. The timing of the deferred submission will depend upon such factors as the need for the drug or biologic in pediatric patients, when sufficient safety data become available to initiate pediatric trials, the nature and extent of pediatric data required to support pediatric labeling, and substantiated difficulties encountered in enrolling patients and in developing pediatric formulations. FDA may also extend the date for submission of studies at the time of approval, e.g., where other drugs in the class have been approved during the pendency of the NDA and the new drug is no longer needed as a therapeutic option.

#### *E. Waivers*

FDA does not intend to require pediatric assessments unless the product represents a meaningful therapeutic benefit over existing treatments or is expected to be used in a substantial number of pediatric patients. FDA also does not intend to require pediatric assessments in other situations where the study or studies necessary to carry out the assessment are impossible or highly impractical or would pose undue risks to pediatric patients. Thus, FDA proposed to add § 314.50(g)(3) (now § 314.55(c)) and § 601.27(c) to authorize FDA to grant a waiver of the pediatric study requirement on its own initiative or at the request of the applicant unless the product represented a meaningful therapeutic benefit over existing

treatments, or was likely to be used in a substantial number of pediatric patients. These provisions also require FDA to grant a waiver if necessary studies were impossible or highly impractical, because, e.g., the number of pediatric patients was very small or patients were geographically dispersed, or there was evidence strongly suggesting that the product would be ineffective or unsafe in some or all pediatric populations. If a waiver were granted because there was evidence that the product would be ineffective or unsafe in pediatric patients, this information would be included in the product's labeling.

An applicant could request a full waiver of all pediatric studies if one or more of the grounds for waiver applied to the pediatric population as a whole. A partial waiver permitting the applicant to avoid studies in particular pediatric age groups could be requested if one or more of the grounds for waiver applied to one or more pediatric age groups. In addition to the other grounds for waiver, the proposal would authorize FDA to grant a partial waiver for those age groups for which a pediatric formulation was required (see "Pediatric Formulations" in section III.I of this document), if reasonable attempts to produce a pediatric formulation had failed.

The proposal would require the applicant to include in the request for a waiver an adequate justification for not providing pediatric use information for one or more pediatric populations.

FDA would grant the waiver request if the agency found that there was a reasonable basis on which to conclude that any of the grounds for a waiver had been met. If a waiver were granted on the ground that it was not possible to develop a pediatric formulation, the waiver would cover only those pediatric age groups requiring a pediatric formulation.

The agency also proposed two possible methods of determining a "substantial number of patients." The first method would focus on the number of times the drug or biologic was expected to be used in pediatric patients, annually. Under this method, FDA tentatively concluded that 100,000 or more prescriptions or uses per year in all pediatric age groups would be considered a substantial number.

The second proposed method for establishing whether there was a substantial number of pediatric patients would focus on the number of pediatric patients affected by the disease or condition for which the product is intended. Under this method, FDA tentatively concluded that 100,000

pediatric patients affected by the disease or condition for which a product was indicated would be considered a "substantial number" of pediatric patients. FDA sought comment on the waiver criteria and on these methods of calculating a substantial number of pediatric patients. FDA also sought comment on whether cost to the manufacturer should justify a waiver.

FDA received many comments on the waiver provisions of the proposal, and has made certain changes in response to the comments, as described below.

22. As proposed, new drugs and biologics are presumptively required to be studied in pediatric patients, unless a waiver is granted. The presumption in the proposal was supported by comments from pediatricians, a pharmacy organization, disease specific organizations, and medical societies, including the AAP. Several industry comments argued, however, that new drugs and biologics should presumptively not be covered by the rule, unless they were specifically identified by FDA as needing to be studied. One of these comments stated that companies should not have to waste the effort of applying for waiver for drugs of no potential benefit to pediatric patients, which the comment estimated as a majority of those developed.

FDA continues to believe that it is appropriate to presume that drugs and biologics should be studied in pediatric patients, and that this presumption should be overcome only if there are clear grounds for concluding that such studies are unnecessary. Pediatric patients are a significant subpopulation, affected by many of the same diseases as adults, and are foreseeable users of new drugs and biologics. The agency has stated, in the context of pediatric studies and other subpopulations, that an application for marketing approval should contain data on a reasonable sample of the patients likely to be given a drug or biological product once it is marketed (59 FR 64240 at 64243; 58 FR 39406 at 39409, July 22, 1993). FDA does not believe that the cost of drafting a waiver request will be great, particularly where the basis for the waiver is that the product has no potential use in pediatric patients. To assist sponsors in preparing such waivers, FDA has included in this document a partial list of diseases that are unlikely to occur in pediatric patients and for which waiver requests need include only reference to this document.

23. FDA received many comments on the proposed criteria for waiving pediatric studies. A few comments

supported the proposed criteria. Many comments from pediatricians, medical societies, and disease-specific organizations argued that the proposed grounds for waiver were too broad. Several of these stated that the rule should apply to drugs for all conditions that affect pediatric patients unless there is a special reason not to do so. One comment argued that waivers should be available only for drugs known to be extremely toxic in pediatric patients or to have no anticipated use in pediatric patients.

Other comments from the pharmaceutical industry argued that the waiver provisions were too narrow. One comment from a generic trade association urged that pediatric studies be required only when there is a significant public health concern with respect to the safety of a drug product in pediatric patients or to the availability of adequate pharmacological intervention for pediatric patients for the indication. Another comment stated that the criteria in the proposal "do not begin to address the complexities associated with moving forward on a clinical development plan" and argued that additional criteria should include: (1) The lack of correlative safety evidence, (2) liability concerns, and (3) prohibitive cost (but the sponsor, not FDA, should be allowed to determine the importance of cost).

FDA believes that the criteria for waiver in the final rule strike a careful balance. On the one hand, requiring studies for all new products would have potentially severe resource implications for manufacturers and the agency. On the other hand, obtaining studies only where the studies impose no burden on the sponsor would continue to expose millions of pediatric patients to unnecessary risks and ineffective treatment. Requiring pediatric studies only of those drugs or biologics that offer a meaningful therapeutic benefit or that are expected to be used in a substantial number of pediatric patients focuses limited resources on those products that are most critically needed for the care of pediatric patients.

24. Several comments addressed the definition of "meaningful therapeutic benefit." Some comments from the pharmaceutical industry stated that "meaningful therapeutic benefit" should be defined as it is used in 21 CFR 314.500. (That regulation applies to drugs "that provide meaningful therapeutic benefit to patients over existing treatments (e.g., ability to treat patients unresponsive to, or intolerant of, available therapy, or improved patient response over available therapy).") One of these comments

suggested that analogous cases in the pediatric context would be: (1) Where the drug treats a pediatric disease for which no other treatments exist; (2) where the drug treats patients who are unresponsive to or intolerant of other drugs; or (3) where the drug produces a superior response over other treatments. One industry comment argued that the agency should consult with the sponsor, and the pediatric investigators involved to assess whether the drug will provide a "meaningful therapeutic benefit." According to the comment, the assessment should include the likely use of the product in a specific pediatric population, the likely benefit without increased risk to patients versus existing treatments, a "definitive need" for a new therapy in very serious or life-threatening illnesses, and the cost and feasibility of developing the necessary formulations and of conducting studies. Another comment from a disease-specific organization argued that "meaningful therapeutic benefit" should be a relative term, depending on the severity of the illness, the potential risk posed by the drug, and the availability of alternative treatments. One comment from a medical society devoted to the treatment of psychiatric disorders contended that "meaningful therapeutic benefit" should mean that the product enables a child to function better, and participate in age-appropriate activities, such as playing and going to school, without undue pain and suffering from the disease or disorder. Another comment argued that "meaningful therapeutic benefit" should mean better response or ability to treat nonresponsive patients. Another comment maintained that the presumption should be that a product represents a meaningful therapeutic benefit in pediatric patients if it is expected to provide a meaningful therapeutic benefit in adults.

Several comments from the pharmaceutical industry contended that it is not possible to define meaningful therapeutic benefit before approval or that FDA should not be responsible for defining it. A pharmaceutical trade association argued that meaningful therapeutic benefit is the decision of the sponsor, not FDA, and that it is not possible to determine meaningful therapeutic benefit until a drug has been used for some period of time. Another comment maintained that FDA must first have adult data to reach the conclusion that a drug offers a meaningful therapeutic benefit. The same comment also argued that a rigorous determination of meaningful therapeutic benefit would require

randomized, controlled trials in pediatric patients.

FDA disagrees that it is impossible or beyond FDA's expertise to reach a conclusion before approval about whether a product has the potential to offer a meaningful therapeutic benefit. FDA routinely estimates the therapeutic benefit of new drugs and biologics at the time applications are first submitted, in order to determine whether to assign "Priority" (expedited) status to the review of the application. In assigning Priority status to new drug applications, CDER determines whether the product, if approved, "would be a significant improvement compared to" marketed (or approved, if such is required) products, including nondrug products or therapies. "Improvement can be demonstrated by, for example: (1) Evidence of increased effectiveness in treatment, prevention, or diagnosis of disease; (2) elimination or substantial reduction of a treatment-limiting drug reaction; (3) documented enhancement of patient compliance; or (4) evidence of safety and effectiveness in a new subpopulation" (Ref. 16). These criteria are similar to many of the criteria suggested in the comments. FDA notes that demonstration of an advantage over existing products may come from evidence other than head-to-head comparisons of the new product and existing products. For example, in some cases a new product could be shown to lack an adverse effect associated with an existing product, or to have an effect on a different outcome or on a different stage of disease than an existing product, without a direct comparison of the two products.

FDA has concluded that in determining whether a product offers a meaningful therapeutic benefit, it will use the Priority definition, with some modifications. First, in determining whether a product is expected to be an improvement over other products, the comparison will be made only to other products that are already adequately labeled for use in the relevant pediatric population. Second, it is often therapeutically necessary to have two or more therapeutic options available, because some patients will be unresponsive to a given therapy. Because the Priority definition would not cover more than the first or second product for a given indication or in a given class (unless the product offered an advantage over others for the indication or in the class), a drug or biologic will also be considered to provide a meaningful therapeutic benefit if it is in a class of drugs and for an indication for which there is a need for additional therapeutic options. The

specific number of products needed will depend upon such factors as the severity of the disease being treated, and the adverse reaction profile of existing therapies. FDA has added this definition of meaningful therapeutic benefit to §§ 314.55(c)(5) and 601.27(c)(5). This rule's definition of meaningful therapeutic benefit is intended to apply only in the pediatric study context and is not intended to alter the definition of a Priority drug.

25. Several comments addressed the definition of "a substantial number of pediatric patients." A few comments argued that it would be difficult to estimate product use until after marketing. Several comments argued that FDA should not base waivers on the number of patients or prescriptions. Many other comments claimed that the proposed numerical cut-offs are arbitrary. These comments maintained that waivers should be decided on a case-by-case basis. Several comments urged that FDA consult with an expert panel in deciding whether pediatric use was substantial.

Comments from the pediatric community contended that the numerical cut-offs in the proposal were too high, and would preclude studies of many serious diseases affecting fewer than 100,000 pediatric patients. One comment, for example, voiced concern that pediatric patients with less common seizure types may not benefit from the regulations because the use is not sufficiently widespread. Another comment argued that numerical cut-offs should not apply to drugs for serious and life-threatening diseases, unless the number of pediatric patients was so low as to make clinical study impossible. Another comment suggested that studies be required not only for uses greater than 100,000 prescriptions, but for "drugs used chronically for a defined, though smaller group of pediatric patients, usually for organ-specific diseases, such as kidney failure or hypertension."

Comments from the pharmaceutical industry argued that the numerical cut-offs proposed by FDA were too low. Some of these comments argued that 100,000 prescriptions per year translates to fewer than 100,000 patients, and that the resulting population could be so small that it would be difficult to study. Several of these comments urged that cut-off for substantial use be 200,000 patients with the disease, the threshold established by the Orphan Drug Act for identifying rare diseases.

FDA has decided to revise its proposed method of defining a substantial number of patients, in light of the comments. Physician mention



data from the IMS National Disease and Therapeutic Index (Ref. 38), which tracks the use of drugs by measuring the number of times physicians mention drugs during outpatient visits, shows that pediatric use of drugs is generally grouped in two distinct ranges. Physician mentions of drugs for pediatric use generally fall either below 15,000 per year or above 100,000 per year. Few drugs fall within the two ranges. Thus, selecting a cut-off for "substantial number of pediatric patients" in the middle of the two ranges will provide a reasonable discrimination between products that are widely used and those that are less commonly used, and the specific number chosen will not arbitrarily include or exclude a significant number of drugs. FDA has therefore chosen 50,000 as the cut-off for a substantial number of pediatric patients. Because the number of pediatric patients with the disease is easier to determine than the number of prescriptions per year, a substantial number of pediatric patients will be defined as 50,000 pediatric patients with the disease for which the drug or biological product is indicated. Although physician mentions per year does not correspond exactly to the number of patients with the disease, they provide a rough approximation and the IMS data show that the number of products included or excluded is relatively insensitive to changes in the cut-off chosen. As proposed, a partial waiver for a particular pediatric age group would be available under this method if 15,000 patients in that age group were affected by the disease or condition. This definition of "a substantial number of pediatric patients" has not been codified, however, and FDA may modify it, after consulting with the pediatric panel discussed in section III.M of this document ("Pediatric Committee"). Any modification will be issued as a guidance document.

In response to those comments that voiced concern that this definition would exclude a number of serious diseases, FDA emphasizes that the definition of "meaningful therapeutic benefit" assures that drugs and biologics will be covered by the rule if they are medically needed as therapeutic options because there are insufficient products adequately labeled for pediatric patients for that indication or in that drug class. Until there are enough adequately labeled products available, many new drugs and biologics for serious and life-threatening diseases will be considered to offer a meaningful therapeutic benefit and thus will be required to be studied,

even if the products are not also used in a substantial number of pediatric patients. This will be particularly true during the first few years after implementation of this rule when few drugs and biologics will yet be adequately labeled for use in pediatric patients, and a larger proportion of new entrants into the marketplace will be considered to be medically necessary therapeutic options.

In response to the comments arguing that FDA's proposed numerical cut-off is too low and will result in too many pediatric studies, FDA expects to defer until after approval many of the studies of products that will be used in a substantial number of pediatric patients but that do not offer a meaningful therapeutic benefit. As described previously in response to comments on the deferral provisions, studies of new drugs and biologics that do not offer a meaningful therapeutic benefit and are members of a class that is already adequately labeled for pediatric patients are likely to be deferred until well after approval of the product for adults.

26. A few comments addressed the provisions that would permit waiver if pediatric trials were impossible or impractical. One comment argued that the provision authorizing waiver if the proposed population was "too small or geographically dispersed" was too broad. This comment urged that tests should be waived only if "significant efforts to recruit patients fail." The comment also argued that the unsupported suggestion that tests are "impractical" should not be accepted, and that evidence of due diligence should be required. Another comment argued that waivers should never be granted because the population is too small or dispersed. According to this comment, many safety and pharmacokinetic studies are already performed in dispersed populations, and the comment maintained that no experimental drug should be administered to a child with a serious or life-threatening disease without requiring that some safety data and pharmacokinetics data be obtained. Another comment observed that although only 600 renal transplants are performed each year in pediatric patients, pediatric academic centers have been creative in forming collaborative efforts to study these small groups. One comment from an organization devoted to children with HIV stated that the "impossible or highly impractical" standard must be narrowly interpreted, and that a manufacturer should show that all reasonable efforts to recruit patients have failed. According to this comment

HIV/AIDS drugs should be a benchmark of when a waiver should not be granted: Any group as big or bigger than the pediatric AIDS population should be considered big enough to study.

Another comment argued that because of special difficulties encountered in recruiting pediatric patients into studies of blood products, such as parental fear of disease transmission, the inability to obtain a sufficient number of test subjects should be added to the criteria for waiver or to the definition of "highly impractical."

FDA agrees with those comments urging that this ground for waiver be interpreted narrowly and that unsupported assertions be rejected as a basis for waiver. Although the number of patients necessary to permit a study must be decided on a case-by-case basis, FDA agrees that there are methods available to conduct adequate studies in very small populations. Moreover, where only safety or pharmacokinetic studies are required to support pediatric labeling, the size of the population or geographic dispersion would only rarely be a sufficient basis to consider trials impossible or highly impractical. Because of the speed and efficiency of modern communications tools, geographic dispersion will justify a waiver only in extraordinary circumstances and will generally have to be coupled with very small population size. FDA is not persuaded that inability to recruit patients because of parental fears associated with administration of the drug is an adequate basis to conclude that studies are impractical where there is also evidence that similar products are regularly prescribed to pediatric patients outside of clinical trials.

27. Several comments responded to the request for comment on whether cost should justify a waiver. Comments from the pediatric community argued that cost to the manufacturer should never or rarely justify a waiver. Two of these comments stated that the cost of failure to study is always higher than the cost of research. Another comment stated that cost may be a factor, but FDA must be careful not to allow studies to be waived automatically because they "cost too much." Two comments from a pharmaceutical company and a pharmaceutical trade association argued that FDA should not have responsibility for assessing the costs of a study.

In light of the comments, FDA has concluded that it does not have an appropriate basis to evaluate and weigh cost in granting or declining to grant a waiver. Therefore, cost will not ordinarily be a factor in determining whether a waiver should be granted.



28. One comment claimed that the proposal lacks adequate regulatory procedures for timely processing of waiver requests and will result in a new layer of bureaucracy.

As described previously in response to comments on the deferral provisions, preliminary decisions on whether to grant waivers will be provided to the sponsor at the end of phase 1 for drugs and biologics for life-threatening diseases and at the end of phase 2 for other products. FDA does not agree that processing of waiver requests will result in a new layer of bureaucracy. The decisions will be made by the division responsible for reviewing the NDA or BLA. FDA intends to ensure that the process is timely and fair. To reduce the burden on manufacturers in applying for waivers and deferrals, FDA intends to issue a guidance document providing a format for a request for waiver or deferral.

29. One comment asked that the rule clarify that the onus is on the manufacturer to justify waivers. Another comment argued that the proposed standard for granting a waiver ("reasonable basis") places an inadequate burden of proof on manufacturers. According to this comment, manufacturers should be required to present "persuasive proof," and FDA should have to find that the grounds for waiver have "in fact" been met.

FDA agrees that the burden is on the manufacturer to justify waivers, but believes that the rule already adequately imposes that burden. The rule requires both a certification from the manufacturer that the grounds for waiver have been met and an adequate justification for the waiver request. FDA believes that it would be inappropriate to require "proof" that the grounds for waiver have "in fact" been met because each ground requires a degree of speculation about the safety and effectiveness of, or the ability to test, a product, in a population in which it has not yet been tested.

30. Many comments from pediatricians, disease-specific organizations, a pharmacists' organization, a medical society, several companies, a pharmaceutical trade association, and the AAP urged that the decision to require pediatric studies be reviewed by a panel of outside pediatric experts. Some of the comments recommended that the panel include industry representatives. The comments were divided on whether the panel would review only waiver requests or would be responsible for identifying, in the first instance, those drugs that need study. Some of these comments believed

that the rule should include no criteria for granting waivers and that the decision should be made on a case-by-case basis in consultation with the expert panel.

As described later in this document, FDA intends to convene a panel of pediatric experts, which will include one or more industry representatives, to assist the agency in implementing this rule. FDA will bring before that panel some issues related to waivers. FDA does not believe, however, that it is reasonable to bring every product undergoing clinical studies before the panel for a decision on whether pediatric studies are required. Because many dozens of drugs and biologics reach the end of phase 1 and phase 2 each year, and the panel could not realistically meet more than once every few months, insisting that each product be brought before the panel would introduce substantial delay into the development and review of drugs and biologics. Moreover, many waiver decisions will be straightforward and noncontroversial.

FDA does, however, agree that it would be beneficial to have the advice of pediatric experts on its administration of the waiver provisions of the rule. FDA will therefore ask the panel, at least on an annual basis for the first several years, to review the agency's waiver decisions and provide advice on whether it believes that the criteria used in making those decisions were appropriate. FDA will use the advice it receives to modify future waiver decisions. FDA also expects to consult with individual members of the panel on difficult waiver decisions in their fields of expertise.

31. One comment suggested that FDA identify diseases that are not likely to occur in pediatric patients, such as prostate cancer, and classes of drugs not likely to be used in pediatric patients, and grant blanket waivers. Another comment listed the following product classes as having no applicability to pediatric patients: Alcohol abuse agents, Alzheimer's agents, Amyotrophic lateral sclerosis agents, antifibrosis therapy, antiparkinsonian agents, fertility agents, gout preparations, multiple sclerosis drugs, oral hypoglycemics, osteoporosis agents, oxytocics, tremor preparations, uterine relaxants, and vasodilators (including cerebral vasodilators).

FDA agrees that there are some disease and drug classes that have extremely limited applicability to pediatric patients and that waiver is appropriate for these. The decision to grant a waiver in such cases would be based on a conclusion that a disease does not have sufficient significance in

the pediatric population (either because of frequency or severity) to constitute a meaningful therapeutic benefit for pediatric patients or to be used in a substantial number of pediatric patients. FDA emphasizes that this decision would not be intended to prevent or impede studies of these diseases or drug classes in the pediatric population, should a sponsor wish to conduct them.

The agency has identified the diseases following for which waivers will be likely to be granted. Some of the diseases listed in the comment are included in FDA's list. Others, such as osteoporosis, gout, multiple sclerosis, and tremors can develop in children, and are not included in FDA's list. Waiver decisions on products for the listed diseases are expected to be straightforward and noncontroversial. FDA may add to or revise this list in the future by issuing guidance documents. An applicant who wishes to obtain a waiver because the product is indicated for a disease on the list may refer in the waiver request to this **Federal Register** notice, or to any guidance document modifying this notice. FDA's list follows:

1. Alzheimer's disease.
2. Age-related macular degeneration.
3. Prostate cancer.
4. Breast cancer.
5. Non-germ cell ovarian cancer.
6. Renal cell cancer.
7. Hairy cell Leukemia.
8. Uterine cancer.
9. Lung cancer.
10. Squamous cell cancers of the oropharynx.
11. Pancreatic cancer.
12. Colorectal cancer.
13. Basal cell and squamous cell cancer.
14. Endometrial cancer.
15. Osteoarthritis.
16. Parkinson's disease.
17. Amyotrophic lateral sclerosis.
18. Arteriosclerosis.
19. Infertility.
20. Symptoms of the menopause.

#### *F. Pediatric Use Section of Application*

FDA proposed to add § 314.50(d)(7), under which applicants would be required to include in their applications a section summarizing and analyzing the data supporting pediatric use information for the indications being sought. FDA received no comments on this provision. The new pediatric use section will be required to contain only brief summaries of the studies together with a reference to the full description of each provided elsewhere in the application.

*G. Planning and Tracking Pediatric Studies*

1. Sections 312.23(a)(3)(v), 312.47 (b)(1)(i), (b)(1)(iv) and (b)(2), and 312.82—Early Discussion of Plans for Pediatric Studies

In the proposal, FDA identified several critical points in the drug development process, before submission of an NDA or BLA, during which the sponsor and FDA should focus on the sponsor's plans to assess pediatric safety and effectiveness. These time points include: Any pre-IND meeting or "end-of-phase 1" meeting for a drug designated under subpart E of part 312 (21 CFR part 312), the IND submission, the IND annual report, any "end-of-phase 2" meeting, the presentation of the IND to an FDA drug advisory committee, and any pre-NDA or pre-BLA meeting. Of these, the pre-IND meeting, the "end-of-phase 1" meeting, the IND submission, the IND annual report, the "end-of-phase 2" meeting, and the pre-NDA/pre-BLA meeting are codified in part 312, FDA's regulations governing IND's.

In a separate rulemaking, FDA has already amended the IND annual report requirement to include discussion of pediatric patients entered in trials (63 FR 6854, February 11, 1998). In the proposal, FDA proposed to amend §§ 312.23(a)(3)(v), 312.47 (b)(1)(i) and (b)(2), and 312.82 (a) and (b) to specify that these meetings and reports should include discussion of the assessment of pediatric safety and effectiveness. To assist manufacturers in planning for studies that may be required under this proposal, FDA also proposed to inform manufacturers, at the "end-of-phase 2" meeting, of the agency's best judgment, at that time, of whether pediatric studies would be required for the product and when any such studies should be submitted. The proposal also stated that, in addition to the discussions of pediatric testing codified in the proposal, FDA would assist manufacturers by providing early consultations on chemistry and formulation issues raised by requirements under this rule.

Because, as described previously, studies of drugs and biologics for life-threatening diseases may begin as early as the end of phase 1, FDA will, at the end-of-phase 1 meeting, provide the sponsor of such a product the agency's best judgment, at that time, whether pediatric studies will be waived or deferred. Section 312.82(b) has been revised to include this requirement. Because studies of other products may begin as early as the end of phase 2, FDA will, at the end-of-phase 2 meeting,

provide the agency's best judgment, at that time, whether waiver or deferral is appropriate. Although a formal request for deferral or waiver is not required until submission of the NDA or BLA, FDA has revised § 312.47(b)(1)(iv) to state that a manufacturer who plans to seek a waiver or deferral should provide information related to the waiver or deferral in the advance submission required before the end-of-phase 1 or end-of-phase 2 meeting, as appropriate.

As described earlier, a pediatric study required under this rule may be eligible for exclusivity under FDAMA, if such study "meets the completeness, timeliness, and other requirements of [section 505A]." (See 21 U.S.C. 355A(i).) Among other requirements, a pediatric study must, to be eligible for exclusivity, be responsive to a written request for the study from FDA. To obtain a written request, a manufacturer may submit a proposed written request to FDA that contains the information described in a guidance document issued by FDA entitled, "Qualifying for Pediatric Exclusivity Under Section 505A of the Federal Food, Drug, and Cosmetic Act." A manufacturer who has been told in the end-of-phase 1 or end-of-phase 2 meeting that it is FDA's best judgment at that time that it does not intend to waive the study requirement may submit a proposed written request at any time thereafter. FDA will issue a written request for a study required under this rule promptly after an adequate proposed written request is submitted.

FDA also sought comment on the types of evidence that FDA should examine to ensure that deferred pediatric studies are carried out in a timely fashion. In response to comments, FDA has revised §§ 312.47 (b)(1)(iv) and (b)(2) to require submission of information about planned and ongoing pediatric studies.

32. One comment supported the proposed provisions and the need for early consultation with sponsors, stating that discussions should take place as early as possible in drug development. The comment urged that proposed § 312.47(b)(1) be revised to acknowledge the possibility that studies could already be underway.

FDA agrees with this comment and has revised § 312.47(b)(1) as suggested in the comment.

33. Several comments provided suggestions on how to assure that deferred studies are carried out expeditiously. One comment urged that the criteria to ensure deferred studies are carried out in a timely fashion be modeled on the AIDS Clinical Trials Group (ACTG) system of National

Institute of Allergy and Infectious Diseases (NIAID). Another comment recommended that evidence demonstrating that the required studies were underway be submitted to FDA within 6 months of approval. This comment suggested that the evidence should include: (1) A finalized protocol, (2) evidence of sufficient entry of patients to address the objective of the protocol, and (3) a time line for data analysis and submission to FDA. Another comment argued that the burden should be on manufacturers to provide evidence that studies are being conducted with due diligence through submission of protocols, progress reports and certifications by researchers. To hold manufacturers accountable, this comment suggested that nonproprietary information related to deferrals be made available to the public, including deferral requests, FDA action, postmarketing status reports, and the time line for deferred studies. One comment argued that FDA's current procedures are adequate to track the timeliness of pediatric studies. A pharmaceutical trade association argued that FDA should institute an adequate tracking system and meet periodically with the sponsor to discuss the progress of the studies, but that no new rules are needed.

FDA agrees that an adequate system for ensuring that studies, both deferred and nondeferred, are carried out in a timely manner requires the submission of plans and progress reports from the sponsor at defined intervals. As described previously, FDA will provide sponsors with a preliminary decision on whether pediatric studies will be required and their timing at the end-of-phase 1 meeting, for drugs and biologics for life-threatening diseases, and at the end-of-phase 2 meeting, for other products. FDA has revised § 312.47(b)(1)(iv) to state that sponsors should submit, in the advance submission for the end-of-Phase 2 meeting, a proposed time line for protocol finalization, enrollment, completion, data analysis, and submission of pediatric studies, or, in the alternative, information to support a planned request for waiver or deferral. For drugs and biologics for life-threatening diseases, the submission should be made in advance of the end-of-Phase 1 meeting. FDA has also revised § 312.47(b)(2)(iii) to state that sponsors should submit, in the submission in advance of the pre-NDA or pre-BLA meeting, information on the status of needed and ongoing pediatric studies. The proposed language of § 312.47 has been slightly modified to



seek information on “needed” and ongoing studies rather than “planned” and ongoing studies. This change has been made because not every sponsor elects to have an end-of-phase 1 or end-of-phase 2 meeting. In those cases, the need for a pediatric study may be discussed for the first time at the pre-NDA or pre-BLA meeting. FDA has also revised the title of § 312.47(b)(2) from “‘Pre-NDA’ meetings” to “‘Pre-NDA’ and ‘pre-BLA’ meetings.” This is merely a clarification, because part 312 is expressly applicable to products subject to the licensing provisions of the Public Health Service Act, as well to products subject to section 505 of the act and 21 CFR 312.2(a).

## 2. Sections 314.81(b)(2) and 601.37—Postmarketing Reports

To permit FDA to monitor the conduct of postapproval studies to ensure that they are carried out with due diligence, FDA proposed to amend § 314.81(b)(2) of the postmarketing report requirements to require applicants to include in their annual reports: (1) A summary briefly stating whether labeling supplements for pediatric use have been submitted and whether new studies in the pediatric population to support appropriate labeling for the pediatric population have been initiated; (2) where possible, an estimate of patient exposure to the drug product, with special reference to the pediatric population; (3) an analysis of available safety and efficacy data in the pediatric population and changes proposed in the label based on this information; (4) an assessment of data needed to ensure appropriate labeling for the pediatric population; and (5) whether the sponsor has been required to conduct postmarket pediatric studies and, if so, a report on the status of those studies. (Additional postmarketing reporting requirements are described under “Remedies” in section III.L of this document.) Although the proposal was intended to cover both drugs and biological products, the proposal inadvertently omitted a postmarketing reports requirement specifically applicable to biological products. In the final rule, FDA has corrected this oversight and included an identical postmarketing reports requirement in § 601.37.

FDA notes that FDAMA includes a provision requiring reports of postmarketing studies in a form prescribed by the Secretary of Health and Human Services (the Secretary) in regulations. (Section 506 of the act (21 U.S.C. 356B).) At such time as regulations implementing this provision are issued, FDA may modify or

withdraw §§ 314.81(b)(2) and 601.37 for consistency with the implementing regulations.

34. Three comments from the pharmaceutical industry agreed that it was appropriate to require postmarketing reports on the progress of postapproval pediatric studies. One comment argued, however, that collection of this information along with an adequate system to track pediatric studies could preclude the need to finalize the rule. Another comment argued that the required analyses of pediatric data “may lead to exposure of a larger number of children to an unapproved product.” This comment also contended that estimates of patient exposure are difficult to obtain and unreliable.

FDA disagrees that postmarket reports and a tracking system are an adequate means of assuring that drugs and biologics are appropriately labeled for pediatric use. As shown above, even postmarket commitments to conduct pediatric studies have infrequently resulted in pediatric labeling submissions. FDA also disagrees that the analyses required under § 314.81(b)(2) require exposure of any new patients. The analyses referred to in the provision are of already collected data. Finally, the rule requires estimates of patient exposure “where possible.” If there are no data on which to make such estimates, the estimates are not required. FDA notes, however, that there are commercial data bases designed to estimate use of marketed drugs.

35. One comment argued that FDA should require postmarket surveillance of approved drugs that do not have pediatric labeling, to generate helpful comparative information and provide additional information useful for analysis of adverse event profiles.

The provisions of the final rule require manufacturers of approved drugs without pediatric labeling to conduct postmarket surveillance on their products and provide an analysis of available safety and efficacy data in the pediatric population.

## H. Studies in Different Pediatric Age Groups

Because the pharmacokinetics and pharmacodynamics of a drug or biological product may be different in different pediatric age groups or stages of development, FDA proposed to require an assessment of safety and effectiveness in each pediatric age group for which a waiver was not granted. The following age categories for the pediatric population were distinguished in the proposal: (1) Neonates (birth to 1

month); (2) infants (1 month to 2 years); (3) children (2 years to 12 years), and (4) adolescents (12 years to 16 years). The proposal stated that the need for studies in more than one age group would depend on whether the drug or biological product was likely to be used or offered meaningful therapeutic benefit in each age group (see “Waivers” section III.E of this document), the metabolism and elimination of the drug, and whether safety and effectiveness in one age group could be extrapolated to other age groups. The proposal further stated that it would not ordinarily be necessary to establish effectiveness in each age group, but there would generally need to be pharmacokinetic data in each group to allow dosing adjustments. The proposal recognized that studies in neonates and young infants present special problems, and sought comment on whether it is appropriate to require the assessment of safety and effectiveness in this age group.

36. Several comments addressed the requirement that all relevant age groups be studied. Some comments opposed studies in more than one age group. One comment contended that requiring safety data in each pediatric group may place an unnecessary burden on the sponsor, and that FDA should require safety data only in one group, presumably that with the highest potential use. Another comment claimed that requiring studies in all four age groups would almost never be justified. In most cases, according to this comment, it should be possible to study a single subgroup and extrapolate. Other comments argued that studies in more than one age group could be necessary depending on the pharmacokinetics of the drug, the disease, and expected use of the drug. Most of these comments stated that the type and extent of studies in different age groups must be decided on a case-by-case basis. Several comments contended that drugs should be studied in each age group in which they are expected to be used. One comment stated that studies in toddlers are especially needed. A comment from an organization devoted to pediatric AIDS argued that all age groups should be studied unless the manufacturer provides compelling evidence that it would be impossible or virtually impossible to study that group.

FDA continues to believe that studies in more than one age group may be necessary, depending on expected therapeutic benefit and use in each age group, and on whether data from one age group can be extrapolated to other age groups.

37. Many comments argued that the pediatric subgroups identified in the proposal were arbitrary and that FDA should be flexible in determining which age ranges or stages of development need to be studied. A comment from a pharmaceutical trade association contended that rigid age divisions for required studies were inappropriate, and that the method by which the compound is cleared from the body must be considered in light of what is known about physical development. The AAP stated that the groups identified in the proposal provide acceptable guidelines, but should not be adhered to rigidly. One comment argued that the definition of pediatric patients should include all subgroups of growth and development from 0 to 21 years.

FDA agrees that the age ranges identified in the proposal may be inappropriate in some instances and that it will be reasonable in some cases to define subgroups for study using other methods, such as stage of development. FDA has deleted the references in the rule to specific age ranges.

38. Several comments addressed inclusion of neonates in studies. One comment maintained that because neonates are a special challenge, they should not ordinarily be included in studies under this rule. Another comment described the difficulties in conducting studies in infants and neonates and recommended that before studies in this group there be an assessment of "the expected extent of use and potential benefit in this patient population" and an evaluation of safety data in adults and older pediatric patients. One comment contended that there are not many instances in which the benefit will outweigh the risk of exposing neonates and young infants to drugs. This and another comment also argued that it is not always possible to extrapolate from data in older pediatric patients. A pharmaceutical trade association maintained that validated end-points and ability to assess these by age should determine which age groups to include, and that it may not be possible to study certain end-points in very young pediatric patients. One comment argued that early research on neonates raises special ethical issues. Citing the 1977 FDA guideline, this comment asserted that testing in neonates should occur only when substantial evidence of benefit or superiority over accepted agents has been demonstrated in older pediatric patients and adults.

Other comments argued that neonates should not be excluded from studies. According to one comment, study

designs will be appropriate and necessary ethical issues will be addressed if neonatologists are included in the review of studies. Another comment stated that neonates represent the greatest disparity in drug disposition compared to adults, and that, on a scientific and ethical basis, they must therefore be included in drug studies. The AAP stated that premature infants, newborns, and infants are more difficult to study, but that the difficulties do not outweigh the importance of studying them. According to this comment, inadequate study of neonates has led to frequent and severe toxicity. This comment agreed that it is inappropriate to extrapolate from older pediatric patients to the youngest age group.

FDA agrees that the benefits and risks to premature infants, neonates, and infants must be carefully weighed before these pediatric patients are included in pediatric studies. Although the agency believes that studies in these groups may be frequently waived or deferred until adequate safety data have been collected, there will be cases in which the drug or biologic is important and expected to be used in these groups. In such cases, it will be appropriate to require studies in these groups. To exclude them from study would be to subject the most vulnerable patients to the risks of the drugs in clinical use without adequate information about safety or dosing. FDA agrees that studies in neonates and young infants raise special ethical issues, but once these issues are addressed in each case, the studies should proceed.

#### *I. Pediatric Formulations*

As described in the proposal, testing of a product in pediatric patients could require the development of a pediatric formulation. Many young children are unable to swallow pills and may require a liquid, chewable or injectable form of the product. A standardized pediatric formulation also ensures bioavailability and consistency of dosing, compared to alternatives such as mixing ground-up tablets with food, and permits meaningful testing of safety and effectiveness. FDA proposed in §§ 201.23, 314.50(g)(1) (now 314.55(a)) and 601.27(a) to require a manufacturer to produce a pediatric formulation, if one were necessary, only in those cases where a new drug or new biological product provided a meaningful therapeutic benefit over existing treatments, and where the study requirement had not been waived in the age group requiring the pediatric formulation. The proposal recognized that the difficulty and cost of producing a pediatric formulation may vary greatly

depending upon such factors as solubility of the compound and taste. FDA proposed to waive the requirement for pediatric studies (see "Waivers" in section III.E of this document) in age groups requiring a pediatric formulation, if the manufacturer provided evidence that reasonable attempts to produce a pediatric formulation had failed.

FDA sought comment on whether it is appropriate to require a manufacturer to develop a pediatric formulation, on whether the cost of developing a pediatric formulation should ever justify a waiver of the pediatric study requirement, and on how to define "reasonable attempts" to develop a pediatric formulation.

39. Many comments from the pediatric community argued that it is appropriate to require manufacturers to produce pediatric formulations. Several comments from pediatricians and parents described the difficulties and uncertainties in attempting to administer adult formulations to pediatric patients, and argued that pediatric formulations are essential to assure bioavailability, accurate dosing, and patient compliance, and to avoid wasting medications. The AAP argued that FDA should require development of an appropriate formulation for each age group for which the drug will be used, taking into account ease of administration and ability to dose accurately.

Comments from the pharmaceutical industry described technical problems in producing pediatric formulations, including stability, taste and palatability, and claimed that FDA underestimated these difficulties. Some of these comments maintained that requiring development of pediatric formulations during the investigational phase will necessitate diversion of resources, increase the cost of the adult formulation, and create a disincentive to produce drugs with pediatric uses. One comment argued that it would be wasteful to require development of a pediatric formulation before some evidence of effectiveness has been collected and dose selection has been achieved, because before that time the drug could be abandoned because of lack of safety or effectiveness. A pharmaceutical trade association opposed a pediatric formulation requirement, arguing that the government has no right to tell manufacturers what products to market. This comment stated that only if FDA successfully demonstrated that "all attempts to develop a voluntary solution have failed" might the industry consider other options. One comment stated that



a single drug could require more than one pediatric formulation for different pediatric age group, such as a chewable tablet, a nonalcohol containing liquid, and sprinkles. Counting failed attempts, this comment claimed that producing a pediatric formulations may cost millions of dollars.

FDA believes that for drugs and biologics that offer a meaningful therapeutic benefit to pediatric patients, it is essential to provide pediatric formulations that ensure bioavailability and accurate dosing. FDA disagrees that it is inappropriate for the government to require manufacturers to produce pediatric formulations. As many comments demonstrated, adult formulations of these drugs are frequently used in pediatric patients because there is no other choice. Drug manufacturers profit from these uses, but do not take responsibility for them. Where a product is commonly being used in a subpopulation for an indication recommended by the manufacturer, it is appropriate to require the manufacturer to take steps to ensure that the use is safe and effective.

FDA agrees that producing a pediatric formulation can be difficult or, rarely, impossible and has attempted to account for this problem by permitting waiver of the pediatric study requirement where reasonable attempts to produce a pediatric formulation have failed. FDA notes that the pharmaceutical industry did not respond to FDA's request to help define what should constitute such "reasonable attempts."

To permit pediatric studies that may begin, for products for life-threatening diseases, at the end of phase 1, or, for other products, at the end of phase 2, it may be necessary to begin development of a pediatric formulation before initiation of clinical trials. FDA does not agree that it is wasteful to begin development of a pediatric formulation at this stage. This rule is premised on the view that for drugs and biologics that will have important use in pediatric patients, it is the responsibility of the manufacturer to ensure that use is safe and effective. Although some such products may ultimately prove to be unsafe or ineffective, work on pediatric formulations of such products is not necessarily more wasteful than work on adult formulations. FDA does not agree that manufacturers will be required to develop several pediatric formulations for different age groups. Even for a drug that was to be used in all pediatric age groups, a liquid formulation, e.g., might be usable in all age groups.

FDA has no basis to conclude that producing pediatric formulations will

increase the cost of adult formulations or create disincentives for producing drugs and biologics with pediatric uses. No evidence was submitted to support either of these assertions.

40. Several comments discussed how to define "reasonable attempts" to produce a pediatric formulation. The AAP argued that difficulty in producing a pediatric formulation should be a basis for waiver only if the sponsor provides data showing that formulation experts encountered insurmountable problems of solubility, stability, compatibility, or palatability using accepted methods, and that cost be given only limited consideration. The AAP urged that such an assertion be corroborated by a panel of pediatric experts and FDA as well as formulation experts. Another comment agreed that formulations appropriate for younger age groups should be developed unless the manufacturer shows it would be virtually impossible. This comment argued that if a manufacturer wants to show that the cost is prohibitive, it should provide information allowing the financial and other costs of development to be seen in terms of the entire drug development process. Another comment argued that waivers should not be based on whether reasonable efforts to develop a pediatric formulation have failed because this ground for a waiver would permit small companies to avoid producing pediatric formulations on cost grounds. This comment urged that waivers be allowed only if a pediatric formulation cannot be produced for scientific or technological reasons. One comment argued that even if producing a pediatric formulation is impossible, the manufacturer should be required to study the adult formulation in pediatric patients, because it will be used in pediatric patients.

One industry comment urged that the decision to require a pediatric formulation be made on a case-by-case basis. Another comment argued that pediatric formulations should be required only if a panel of pediatric experts concludes that there is a genuine pediatric need and substantial benefit.

FDA agrees that the burden should be on the manufacturer to provide evidence that experts in formulation chemistry had encountered unusually difficult technological problems in the development of a pediatric formulation. In determining whether those problems were sufficiently severe to warrant a waiver of pediatric studies, FDA will consider the potential importance of the product for pediatric patients. The more important the product, the more efforts should be made to develop a pediatric

formulation. FDA will also, at its discretion, take to the Advisory Committee for Pharmaceutical Sciences questions about whether "reasonable attempts" have been made to produce pediatric formulations in particular cases. Although FDA believes that it is appropriate to consider the cost to the manufacturer in determining whether attempts to produce a pediatric formulation have been reasonable, the agency received no helpful guidance on how to assess whether the costs of producing a pediatric formulation were unreasonable. In addition to any informative cost information provided by the manufacturer, FDA will take into account whether a product is still under patent or exclusivity protection. FDA will assume that manufacturers can incur greater costs for products that have significant patent life or exclusivity remaining.

41. One comment contended that FDA chemistry requirements have increased over the last 10 years. Another comment urged that FDA be more flexible in its review of formulations, e.g., by permitting generally recognized as safe (GRAS) substances in pediatric formulations.

FDA recently held a conference on pediatric formulations at which the agency sought input from industry on identifying the regulatory issues that affect the development of pediatric formulations for both new and approved marketed drugs. At this meeting, FDA also requested proposals for solutions to facilitate the development and approval of pediatric formulations. FDA is committed to removing unnecessary burdens on the review and approval of pediatric formulations.

42. Two comments urged manufacturers to provide formulas in product labeling for extemporaneous pediatric formulations made by pharmacists. These comments stated that the current practice among hospital pharmacies is to use unvalidated formulas, resulting in a lack of consistency from one hospital to another, no stability testing, and, in some cases, reluctance to produce pediatric formulations at all because of the lack of guidance. One comment stated that information on extemporaneous formulations should be provided only where: (1) A commercial formulation is not possible or (2) the drug has extremely limited use in pediatric patients.

FDA is concerned that the availability of this approach may undermine efforts to produce standardized pediatric formulations. There are, however, one or two examples in which approved labeling carries directions for producing

extemporaneous pediatric formulations. FDA will consider, on a case-by-case basis whether such an approach is appropriate, e.g., where it has not been possible to develop a stable commercial formulation.

#### *J. Marketed Drug and Biological Products*

FDA proposed in § 201.23 to codify its authority to require, in certain circumstances, a manufacturer of a marketed drug or biological product to submit an application containing data evaluating the safety and effectiveness of the product in pediatric populations. FDA proposed to impose such a requirement only where the agency made one of two findings: (1) That the product was widely used in pediatric populations and the absence of adequate labeling could pose significant risks to pediatric patients; or (2) the product was indicated for a very significant or life-threatening illness, but additional dosing or safety information was needed to permit its safe and effective use in pediatric patients.

Before requiring a study under this section, FDA proposed to consult with the manufacturer on the type of studies needed and on the length of time necessary to complete them, and would notify the manufacturer, by letter, of the agency's tentative conclusion that such a study was needed and provide the manufacturer an opportunity to provide a written response and to have a meeting with the agency. At the agency's discretion, such a meeting could be an advisory committee meeting. If, after reviewing any written response and conducting any requested meeting, FDA determined that additional pediatric use information was necessary, FDA proposed to issue an order requiring the manufacturer to submit a supplemental application containing pediatric safety and effectiveness data within a specified time. The proposal referred to the order in one place as a letter. FDA has clarified the final rule by stating that the manufacturer will receive "an order, in the form of a letter." A few other minor clarifying revisions have also been made in this section.

FDA sought comment on whether it should codify its authority to require the manufacturers of marketed drugs and biologics to conduct pediatric studies, and, if so, on the circumstances in which the agency should exercise that authority.

43. Many comments from the pediatric community agreed that FDA should codify its authority to require pediatric studies on marketed drugs. Several comments from the

pharmaceutical industry argued that FDA lacked authority to require studies of marketed drugs and that the 1994 rule sufficiently addressed pediatric labeling for marketed drugs. Some comments argued that adding pediatric labeling for indications applicable to pediatric patients should be at the sponsor's discretion. Others claimed that incentives are better than requirements. One comment contended that the proposed requirement forces manufacturers "to take on unwanted liabilities in order to maintain an asset which was created and earned under a different set of rules." Other comments maintained that companies should not be required to conduct new studies, and that pediatric labeling should be based on existing data, such as marketing experience and dosing regimens generally accepted by experts. A comment from a pharmaceutical trade association argued that studies should not be required but that FDA should work with industry and others to "develop creative ways to obtain the needed labeling information" for marketed drugs.

FDA believes that it has ample authority to require pediatric studies of marketed drugs and biologics, as described in the preamble to the 1994 rule (59 FR 64240 at 64243) and in "Legal Authority" section IV of this document. FDA has also concluded, as described previously, that the response to the 1994 rule and other voluntary measures have not produced a significant improvement in pediatric labeling for many marketed drugs and biologics. In addition, as one pharmaceutical company conceded, manufacturers are unlikely to initiate clinical research on marketed drugs whose patents have expired, or are about to expire. FDA has therefore concluded that where pediatric information is critical to patient care, it is necessary to require that pediatric studies be carried out. FDA notes that new requirements are sometimes imposed on already marketed consumer products when such requirements are necessary to protect the public health. FDA emphasizes, however, that it will require studies of marketed products only in the compelling circumstances described in the regulation.

44. FDA received many comments on the grounds for requiring studies of marketed products. Comments from medical societies, pediatricians, and disease-specific organizations argued that the proposed grounds were too narrow. One comment stated that pediatric studies should be required of any marketed drug that is likely to be used in pediatric patients. Several

comments argued that the phrase "very significant illness" was ill-defined. One comment stated that it was "so open-ended and subjective as to be impossible for use as a regulatory standard." Another comment suggested that any definition of "very significant illness" would be arbitrary and overbroad. Several comments urged that the same criteria that are applied to not-yet-approved drugs be applied to marketed drugs. One of these comments argued that even if the criteria remain as proposed, "widely used" and "significant risk" should be defined in terms of the severity of the illness. According to this comment, if the consequences of no treatment are serious, the absence of labeling should be more readily found to present a significant risk. One industry comment maintained that the requirement should apply to marketed drugs only where there is a "compelling need" for pediatric data. One comment argued that the requirement should apply to all marketed drugs unless an expert panel concluded that studies were not required, while other comments urged that FDA utilize an expert panel to affirmatively identify and prioritize marketed drugs that should be studied in pediatric patients. Some of these comments suggested that there be no criteria and that the panel should determine which drugs should be studied on a case-by-case basis. One comment suggested that the list should be prioritized using the number of pediatric prescriptions.

FDA believes that criteria are necessary to assure consistency and fairness in deciding which marketed drugs and biologics are studied. FDA has reviewed the grounds for requiring pediatric studies of marketed drugs and biologics and has revised them in light of the comments. FDA has concluded that the phrase "very significant illness" is not sufficiently defined and agrees that it would be less confusing to use the same concepts that are used in defining which new products will be subject to the pediatric study requirement. FDA has therefore replaced the concept of "very significant illness" and replaced it with "meaningful therapeutic benefit." However, to ensure that this authority is reserved for cases in which there is a compelling need for studies, FDA has added the requirement (already present in the first criterion) that FDA also find that the absence of adequate labeling could pose significant risks for pediatric patients. The second criterion will now read:

\* \* \* there is reason to believe that the drug product would represent a meaningful therapeutic benefit over existing treatments for pediatric patients for one or more of the claimed indications, and the absence of adequate labeling could pose significant risks to pediatric patients.

FDA has also revised the first criterion to conform more closely to the criteria for requiring studies in not-yet-approved drugs and biologics, replacing “widely used” with “used in a substantial number of pediatric patients.” FDA will use the same definition of “substantial number” for both marketed and not-yet-approved drugs and biologics. The first criterion will, however, continue to include the requirement that “the absence of adequate labeling could pose significant risks to patients.” FDA believes that the pediatric study requirement may impose greater burdens on the manufacturers of marketed drugs and biologics than the manufacturers of not-yet-approved products, and that it is appropriate to require such studies only in the compelling circumstances described in the regulation. In determining which marketed products “could pose significant risks to patients,” FDA will consider such factors as the severity of the illness and the consequences of inadequate treatment, the number of pediatric prescriptions, and any available information on adverse events associated with use of the product.

FDA emphasizes that it intends to exercise its authority under § 201.23 only in compelling circumstances. FDA has estimated that it will require studies of approximately two marketed drugs per year.

FDA agrees that an expert panel can provide useful experience and guidance in developing a prioritized list of marketed drugs and biologics that meet the criteria for required studies. FDA intends to seek advice on developing such a list from a pediatric panel, as described in section III.M of this document (“Pediatric Committee”).

FDA also notes that FDAMA requires the agency to publish a list of marketed drugs for which “additional pediatric information may produce health benefits in the pediatric population.” FDA published this list within 180 days of the enactment of FDAMA, as required by that statute. Although the products on the list designated as high priority may be appropriate candidates for required studies under this rule, the list of high priority products is not necessarily exhaustive. Other products that might be subject to a requirement under this rule might not appear on the list. FDA also emphasizes that there is no implication that the agency will

require studies of any particular product on the list. As noted in the Introduction to this preamble, before imposing any requirements under § 201.23, FDA intends to allow manufacturers eligible for FDAMA incentives an adequate opportunity to voluntarily conduct studies of marketed drugs in response to those incentives. If, following such an opportunity, there remain marketed drugs for which studies are needed and the compelling circumstances described in the rule are met, the agency will consider exercising its authority to require studies.

45. One comment claimed that the proposal requires studies only from manufacturers of innovator drugs (sponsors of the original application for the drug), while the major market share for many of these drugs is now held by generic manufacturers. This comment argued that a waiver should be granted if ANDA holders fail to share the costs of required studies. Another comment argued that the pediatric study requirement should apply only to the sponsor of the original application.

Where the agency requires pediatric studies on a multi-source marketed drug, each manufacturer of that drug, whether innovator or generic, will be responsible for satisfying the study requirement. To avoid duplication of research, FDA will encourage all the manufacturers to jointly fund an appropriate study. If, however, a joint study is not agreed to, each manufacturer will be responsible for submitting adequate studies.

#### *K. Ethical Issues*

In the proposal, FDA noted that because pediatric patients represent a vulnerable population, special protections are needed to protect their rights and to shield them from undue risk. To address ethical concerns in research on pediatric patients, both the AAP (Ref. 17) and the Department of Health and Human Services (DHHS), 45 CFR part 46, subpart D, have developed guidelines for the ethical conduct of clinical studies in pediatric patients. FDA advised in the proposal that sponsors should adhere to these guidelines for pediatric studies conducted under this rule. The agency also sought comment on ethical issues raised by the proposal.

46. A few comments addressed appropriate ethical guidelines for pediatric studies. Several comments said that existing ethical guidelines provide an adequate framework for pediatric studies. A comment from the AAP stated that ethical conduct should be guided by the DHHS and AAP guidelines, and that IRB approval that

explicitly ensures protection of vulnerable subjects should be obtained. This comment also stated that the AAP guidelines provide a means to ensure ethical conduct of studies without impeding pediatric research. One comment said that DHHS ethics regulations may not provide sufficient protection for pediatric patients and suggested incorporating AAP guidelines for ethical conduct of pediatric studies into FDA’s human subjects protections regulations. Another comment contended that pediatric studies should strictly adhere to regulations currently in effect for studies of human subjects who are unable to give consent, and urged FDA to further define requirements for investigation in vulnerable populations.

FDA believes that adherence to the DHHS and AAP guidelines will provide sufficient protection to pediatric patients from the risks of research. FDA will, however, seek advice from a panel of pediatric experts on whether additional protections are necessary.

47. Several comments addressed the ethics of requiring pediatric studies as described in the proposal. Two comments asserted that children are overmedicated and that administering drugs to children is unacceptable and “ungodly.” Comments from the pharmaceutical industry claimed that the rule as drafted would result in unethical testing of pediatric patients. One comment maintained that the regulations do not adequately protect pediatric patients from the risks of research because they impose a “general rule that a deferral of testing in pediatrics will only be granted in narrow and limited circumstances.”

In contrast, comments from the pediatric community maintained that far more serious ethical concerns are raised by using untested drugs in pediatric patients than by conducting pediatric research. A comment from the AAP stated that there is no greater ethical dilemma than whether to give a drug with insufficient safety and effectiveness data to a child, or to withhold treatment and let the disease progress unabated.

Some comments suggested specific points in drug development at which pediatric testing becomes ethical. One comment argued that testing in pediatric patients before efficacy is demonstrated in adults may unnecessarily expose pediatric patients to a product’s risks before its benefits are established. Another comment contended that it is unethical to begin studying drugs in pediatric patients that are not intended primarily for pediatric patients until the drug is adequately characterized in



adult patients, including choice of appropriate adult dose and establishment of reasonable evidence of safety and efficacy with an acceptable therapeutic margin. A pharmaceutical trade association argued that it is unethical to begin trials in pediatric patients until enough adult safety and effectiveness data have been gathered to conclude that the drug "is likely to be approved for use in adults."

FDA believes that some of the comments from the pharmaceutical industry misstate the application of the rule. As described fully previously, deferral of pediatric studies is specifically permitted in those cases where data should be collected in adults before exposing pediatric patients to the agent. There is no suggestion in either the proposed or final rule that deferral will be granted only in "narrow and limited circumstances." FDA believes that, as drafted, the deferral provisions of the rule permit ethical pediatric testing that does not expose pediatric patients to inappropriate risks.

48. A few comments urged that placebo-controlled trials in pediatric patients be used rarely if at all. The AAP stated that placebo controls should not be used where that design would impose a substantial increase in risk to the child or would impede the ability to perform useful clinical trials. This comment urged that alternatives to placebo controls be used wherever possible and that where placebo controls are used, the study design should incorporate safeguards to avoid undue risk.

The question of appropriate control group arises only when there is a need for controlled trials to establish efficacy in the pediatric population. FDA agrees that alternatives to placebo-controlled trials should be used wherever they can provide sufficient information to establish effectiveness. FDA often accepts data from active control studies for certain therapeutic classes, such as anti-infectives and oncologic drugs. (See 21 CFR 314.126.) In some cases, new treatments can also be studied against a placebo together with a background of existing therapy, i.e., studied in "add-on" trials.

49. One comment argued that parents should not be given money or equivalent compensation for participation in drug studies. This comment suggested that any compensation could be put in the child's IRA.

The IRB overseeing a research study, rather than FDA, is responsible for determining whether compensation offered to the subjects of the study is ethically appropriate.

## L. Remedies

If a manufacturer failed, in the time allowed, to submit adequate studies to evaluate pediatric safety and effectiveness required under proposed § 201.23(c) or § 314.55 (proposed § 314.50(g)), FDA proposed to consider the product misbranded under section 502 of the act or an unapproved new drug under section 505(a) of the act (see "Legal Authority," in section IV of this document). Although proposed § 201.23 expressly covered both drugs and biologics, FDA inadvertently omitted in that section a reference to actions against biologics that have not obtained a license under section 351 of the Public Health Service Act. Such a reference has been added in the final rule. When a product is misbranded or an unapproved new drug, sections 302, 303, and 304 of the act (21 U.S.C. 332, 333, 334) authorize injunction, prosecution or seizure. FDA may also seek an injunction or bring a prosecution under the Public Health Service Act. In the proposal, FDA advised that it would bring an enforcement action for injunctive relief for failure to submit a required assessment of pediatric safety or effectiveness. Violation of the injunction would result in a contempt proceeding or such other penalties as the court ordered, e.g., fines. As noted in the proposal, FDA does not intend to deny or withdraw approval of a product for failure to conduct pediatric studies, except possibly in rare circumstances, because removal of a product from the marketplace could deprive other patients of the benefits of a useful medical product. Such circumstances might arise where the predominant use of the product was in pediatric patients rather than adults, and there were life-threatening risks associated with use of the product in pediatric patients when used without proper dosing and safety information in the labeling.

To assist FDA in determining whether pediatric assessments are needed or are being carried out with due diligence, FDA proposed to amend § 314.81(b)(2) (21 CFR 314.81(b)(2)) (annual postmarketing reports) to require that annual reports filed by the manufacturer contain information on labeling changes that have been initiated in response to new pediatric data, analysis of clinical data that have been gathered on pediatric use, assessment of data needed to ensure appropriate labeling for the pediatric population, and information on the status of ongoing pediatric studies. FDA also proposed to require that, where possible, the annual report contain an estimate of patient exposure

to the drug product, with special reference to the pediatric population.

50. Several comments agreed with the agency that withdrawal or denial of approval is infeasible and supported the use of injunctive remedies. One comment argued that if FDA provides no incentives, disincentives to avoid pediatric trials must be strong, and that withdrawal and denial of approval must therefore be used as a remedy.

FDA continues to believe that refusal to approve or removal from the market is generally an unsatisfactory remedy from a public health perspective because it denies adequately studied populations access to safe and effective medicines.

51. Several comments supported the imposition of monetary fines. One comment urged that fines be imposed in the amount of a percentage of the profits to ensure that large and small companies had an equal disincentive. Several comments argued that fines should be used by FDA to fund pediatric studies carried out by government or private agencies. One comment contended that monetary penalties, such as fines or shortening of exclusivity, are the only practical remedy because industry and government are economically driven, but that injunctions are too costly.

Although FDA continues to believe that court-imposed fines are an appropriate remedy for failure to submit pediatric assessments, the agency has no authority itself to impose fines for violation of this rule, to set the amount of such fines, or to take the fines and direct them to specific activities.

52. Two comments opposed treating violative products as "misbranded" because this could limit access to the drugs or could delay availability of the products for adult use. According to one comment, FDA should consider a misbranding charge only if the sponsor failed to meet a phase 4 commitment. Another comment argued that injunction or prosecution are appropriate only as a final response, and that other, unspecified means are more efficient to elicit compliance. This comment also argued that seizure would serve only to deprive patients of safe and effective drugs.

The comments arguing that a misbranding charge could limit access or delay approval provided no basis for concluding that these results would occur, and FDA is aware of none. FDA agrees that injunction and prosecution are appropriate remedies only after the sponsor has been given an adequate opportunity to meet its obligations under the rule. FDA emphasizes, however, that providing adequate



pediatric labeling cannot be long-delayed without putting the health of pediatric patients at risk and that the agency will not accept unwarranted delays in submitting required studies. FDA also notes that it does not intend ordinarily to use seizure as a remedy for failure to conduct required studies.

53. Some comments offered additional or alternative remedies for failure to conduct required studies. One comment urged that failure to provide information to support pediatric labeling result in highly visible warnings on prescription and OTC labels that the drug has not been approved by FDA for pediatric use. Two comments argued that the label should disclose the status of pediatric studies, whether waivers or deferrals had been requested or granted, and the timetable for full compliance. Another comment contended that incentives are more effective than penalties, and that FDA discussions with sponsors during drug development will achieve the results sought in the proposal.

FDA agrees that publicity can sometimes be a useful tool for encouraging compliance. FDA does not believe, however, that it is feasible to include in labeling detailed information on the status of pediatric trials, because that information could change frequently. As described in section III.M of this document, FDA will, in appropriate cases, bring issues related to the progress of pediatric studies before a panel of pediatric experts, and may utilize other forms of publicity to provide the public with information about the status of required pediatric studies. FDA notes, e.g., that FDAMA contains provisions concerning disclosure of information on the status of postmarketing studies. FDA may also consider the use of prominent warnings about the absence of data on pediatric use, if necessary in particular cases.

#### M. Pediatric Committee

A large number of comments recommended that FDA form a panel of pediatric experts to provide advice on a range of topics related to implementation of this rule. Two comments recommended that an expert panel give advice on all facets of the rule. Several comments suggested more specific roles for the panel. For example, the AAP recommended that the panel provide advice on waiver requests, which marketed drugs require study, whether a drug is "widely used," whether to accept a manufacturer's failure to develop a pediatric formulation, relevant age groups for study, the appropriateness of deferral, and appropriate timetables for

completion of deferred studies. A disease-specific organization urged that a pediatric committee assist in establishing "pediatric guidelines and practice," including a list of drugs for which studies would be required, protocol design, formulations, and age ranges. Two industry comments recommended that the panel review which drugs require testing and labeling, at what phase of drug development pediatric patients should be exposed, when waivers should be granted, what methods should be used to evaluate safety and effectiveness, the economic burdens on industry, and liability issues. Several comments, including comments from a pharmaceutical trade association, a disease-specific organization, a medical society, and pediatricians, recommended that the panel give advice on which drugs should be studied in pediatric patients. One comment suggested that FDA appoint a pediatric pharmacology expert to each of the existing drug advisory committees, except possibly the Fertility and Maternal Health Advisory Committee.

FDA has concluded that a panel of pediatric experts could provide useful advice and experience on several aspects of the implementation of the rule. FDA will therefore convene a panel of pediatric experts, including at least one industry representative, and seek its advice on a range of issues. Such a panel may be composed of pediatric experts appointed to each of FDA's existing drug advisory committees. As described in section III.E of this document under "Waivers," FDA does not believe that it would be practical to ask such a committee to review every waiver or deferral request. However, the agency will ask the panel to provide annual oversight of the agency's implementation of the final rule, including the agency's record of granting or refusing waivers and deferrals. FDA will also seek the advice of the panel in identifying specific marketed drugs and biological products that should be studied in pediatric patients, and the age groups in which they should be studied. FDA will also ask for advice on assessing when additional therapeutic options are needed in treating specific diseases and conditions occurring in pediatric patients. As described previously, FDA will seek the panel's advice on ethical issues raised by clinical trials in pediatric patients, and whether additional rules should be implemented in this area. Where a manufacturer is not carrying out required studies according to the agreed upon timetable,

FDA may seek the advice of the panel on whether the manufacturer is acting with due diligence. In addition, FDA may bring before the panel other issues that arise in the implementation of the rule, including the design of trials and analysis of data for specific products and classes of products.

#### N. Other Comments

54. Several comments suggested various forms of oversight for the implementation of the rule. One comment suggested that FDA establish a plan to prospectively evaluate these regulations, including their effect on the cost of drug development and on the time to new drug approval, and the number and success of pediatric studies actually performed. Another comment urged FDA to appoint a "Children's Studies Ombudsman." One comment asked that the rule include an appeals mechanism to resolve disputes between sponsors and agency reviewers.

As described previously, FDA intends to convene a panel of pediatric experts, including at least one representative of the pharmaceutical industry, to, among other things, review the agency's implementation of the rule. FDA notes that it already has procedures for resolution of disputes between sponsors and FDA reviewing divisions, 21 CFR 312.48 and 314.103, and that these procedures will be available for disputes that arise under this rule.

55. Several comments contended that the rule is inconsistent with requirements in Canada, Europe, and Japan for pediatric studies. These comments argued that the rule was at odds with harmonization efforts and urged FDA to harmonize its requirements with those of other countries. One comment recommended that the United States, the European Union (EU), and Japan adopt pediatric drug development as a topic for global discussion and harmonization.

Although FDA is not required to harmonize its labeling regulations and enforcement with those of our International Conference on Harmonization (ICH) partners, harmonization is a goal that the agency strives to achieve. FDA intends to work through the ICH process to harmonize methods for conducting pediatric studies.

56. A few comments sought additional incentives for pediatric studies. One industry comment suggested that FDA should provide: (1) Priority reviews for applications containing pediatric data or ongoing studies; (2) waiver of user fees for pediatric effectiveness supplements; and (3) application of the subpart E

regulations (21 CFR part 312, subpart E) to pediatric development of new drugs and biological products, to address the issues associated with small sample size and therapeutic need.

Since the publication of the proposal, two significant new incentives have become available for pediatric research. First, as described elsewhere in this document, FDAMA provides 6 months of exclusive marketing to certain applicants who conduct pediatric studies. Second, as a result of changes made during the reauthorization of the PDUFA, user fees are no longer required for supplements that are solely for the purpose of adding a new indication for use in pediatric populations.

#### IV. Legal Authority

In the proposal, FDA cited as authority for the requirements in the rule sections 502(a), 502(f), 505(d)(7) of the act, and § 201.5 (21 CFR 201.5), which require adequate directions for use and prohibit false or misleading labeling; section 201(n) of the act, which defines as misleading labeling that fails to reveal material facts related to consequences of the customary or usual use of a drug; sections 201(p), 301(a) and (d) (21 U.S.C. 331(a) and (d)), and 505(a) of the act, which subject a drug to enforcement action if it is not recognized as safe and effective or approved for the conditions prescribed, recommended, or suggested in the labeling; section 502(j) of the act, which prohibits drugs that are dangerous to health when used in the manner suggested in their labeling; sections 505(i) and 505(k) of the act, which authorize FDA to impose conditions on the investigation of new drugs, including conditions related to the ethics of an investigation, and to require postmarketing reports; section 701(a) of the act, which authorizes FDA to issue regulations for the efficient enforcement of the act; and section 351 of the Public Health Service Act, which formerly required biological products to meet standards designed to insure their "continued safety, purity, and potency." FDA notes that section 351 was amended by FDAMA, and now requires biological products to be "safe, pure, and potent."

FDA has authority under section 302 of the act and under the Public Health Service Act to seek an injunction requiring studies of certain marketed drugs on the grounds that the absence of pediatric safety and effectiveness information in the labeling renders the product misbranded or an unapproved new drug. The act also authorizes seizures of misbranded or unapproved drugs under section 304 of the act.

Misbranding drugs and introducing unapproved new drugs into interstate commerce are prohibited acts under sections 301(a), (d), and (k) of the act. The statutory definition of "drug" is set out at section 201(g) of the act.

57. Several comments agreed that FDA has authority to require pediatric testing of drugs and biological products. One comment argued that the act already gives FDA the authority to require that all drugs be tested in pediatric patients, and that the rule, which permits waivers and deferred testing in some cases, weakens the agency's existing statutory authority. One comment contended a provision of FDAMA granting exclusivity to "any pediatric study [that] is required pursuant to regulations promulgated by the Secretary [and that meets certain other requirements]" shows that Congress agrees that FDA has authority to require pediatric studies. This comment also argued that, to the extent that FDA's position on its authority to require pediatric studies has changed, the change in position is justified because the proposal articulates a reasoned basis for the change.

FDA agrees that it has the authority to require pediatric testing of drugs and biologics. For the reasons cited in the preamble to the proposed and final rules, FDA has concluded that the requirements in the rule appropriately balance the need for adequate pediatric labeling and the limitations on resources available for pediatric testing and agency review. FDA also agrees that the reference in FDAMA, which was enacted after the proposal was issued, to pediatric studies required by FDA, demonstrate that Congress is aware of FDA's position that it has the authority to issue this rule and agrees that the agency has such authority. Finally, FDA agrees that it has articulated a reasoned basis for its position that the agency has authority to require pediatric studies, but notes that FDA previously stated its position that it has the authority to require pediatric studies in 1994 (59 FR 64240 at 64243).

58. Several comments argued that FDA lacks authority to require pediatric studies of drugs. A few comments cited remarks by former Commissioner David Kessler during a 1992 speech. In that speech, David Kessler stated his opinion that FDA does not have "the authority to require manufacturers to seek approval for indications which they have not studied." Other comments argued that FDA has no authority to require the study of any indications or populations other than those proposed by the manufacturer. One comment challenged FDA's reliance on section

201(n) of the act for not-yet-approved drugs, claiming that the agency cannot know what will be the "customary or usual uses" of an unmarketed drug. A few comments argued that the agency's legal theory would authorize the agency to require studies of all off-label indications.

FDA disagrees that any of these arguments show that FDA lacks authority to issue this rule. Under FDA's longstanding policy, statements made in speeches, even by Commissioners, are informal expressions of opinion and do not constitute a formal agency position on a matter. As such they are not binding on the agency. (See, e.g., 21 CFR 10.85(k).)

FDA also disagrees that it has no authority to require a drug or biologic to be studied in a population that is expected to use the product for the claimed indication, or that this is a new position. The agency has repeatedly stated that an application for marketing approval should contain data on a reasonable sample of the patients likely to be given the product once it is marketed (59 FR 64240 at 64243; 58 FR 39406 at 39409). The agency has also previously asserted its authority to require studies in pediatric patients and in other subpopulations for both not-yet-approved products and marketed products. In the preamble to the 1994 rule, FDA made the following statement:

If FDA concludes that a particular drug is widely used, represents a safety hazard, or is therapeutically important in the pediatric populations, and the drug sponsor has not submitted any pediatric use information, then the agency may require that the sponsor develop and/or submit pediatric use information.

If FDA has made a specific request for the submission of pediatric use information because of expected or identified pediatric use, and the sponsor fails to provide such information, the agency may consider the product to be a misbranded drug under section 502 of the act, or a falsely labeled biological product under section 351 of the PHS Act, as an unapproved new drug or unlicensed biological product. (See 21 U.S.C. 355 and 42 U.S.C. 262.)

(59 FR 64240 at 64248; see also 58 FR 39406 at 39409)

The act and implementing regulations require drugs to be adequately labeled for their intended uses. See sections 502(f) of the act and § 201.5. "Intended uses" encompass more than the uses explicitly included in the manufacturer's proposed labeling. *Id.*, 21 CFR 201.128. In determining the intended uses of a drug for which it must be adequately labeled, FDA may consider both the uses for which it is expressly labeled and those for which the drug is commonly used, § 201.5.



FDA may also consider the actual uses of the drug of which the manufacturer has, or should have, notice, even if those uses are not promoted by the manufacturer, 21 CFR 201.128. Section 201(n) of the act defines labeling as misleading if it fails to include material facts about the consequences of "use of the [drug] \* \* \* under such conditions of use as are customary or usual." Sections 201(p) and 505(d) of the act authorize FDA to require evidence establishing the safety and effectiveness of uses "suggested" by the manufacturer's labeling as well as those expressly recommended in the labeling. Thus, the agency has authority to require a manufacturer to establish the safety and effectiveness of, and adequately label its product for, use of the product in a subpopulation for which the product is not labeled if that use is common or suggested in the labeling.

As described in the proposal, there is extensive evidence that drugs and biologics indicated for diseases that affect both adults and pediatric patients are routinely used in pediatric patients despite the absence of pediatric labeling, and even in the face of disclaimers stating that safety and effectiveness have not been established in pediatric patients. FDA may therefore consider pediatric use to be "customary or usual" or "commonly used" where the drug is indicated for a disease or condition that affects both adults and children, and the drug is not contraindicated in pediatric patients. FDA may also consider pediatric use to be "suggested" in a drug's labeling even where such use is not expressly recommended or is even disclaimed. The medical community generally expects that drugs and biological products will behave similarly in demographic subgroups, including age and gender subgroups, even though there may be variations among the subgroups, based on, e.g., differences in pharmacokinetics. Thus, where a drug or biological product is indicated for a disease suffered equally by men, women, and children, and is not contraindicated in women or pediatric patients, the product will be widely prescribed for all three subgroups even if it were studied only in, or labeled only for, men.

FDA disagrees that it can know nothing, in advance of marketing, about whether a drug or biological product will be used in pediatric patients. The evidence cited in the proposal and confirmed by comments from the pediatric community is overwhelming that products indicated for diseases that affect both adults and children are and

will be commonly used in pediatric patients. Indeed, pediatricians often have no choice but to use these products in pediatric patients. A drug product that provides a meaningful therapeutic benefit either because it represents a significant improvement in therapy or because it is a necessary therapeutic option can be expected to be routinely used in the treatment of pediatric patients. Under the rule, the decision that a product will provide a meaningful therapeutic benefit or will be used in a substantial number of pediatric patients is made on a case-by-case basis, depending upon such factors as the number of pediatric patients affected by the disease for which the product is indicated, the availability and adequacy of other therapeutic options to treat pediatric patients for the disease, and whether similar products, e.g., products in the same drug class, have been widely used in pediatric patients.

Finally, FDA emphasizes that this rule applies only where a product is expected to have clinically significant use in pediatric populations for the indications already claimed by the manufacturer. The record before the agency documents widespread evidence of actual use of products in the pediatric population for indications labeled for adults. This record supports FDA's conclusion that it has authority to require pediatric studies of drugs and biologics that have or are expected to have clinically significant use among pediatric patients for the claimed indications. The agency has not examined evidence concerning the use of approved products for diseases or conditions not in the label, and the rule does not apply in those situations.

59. Two comments addressed the agency's reliance on section 701(a) of the act. One comment argued that 701(a) of the act, in combination with the substantive statutory provisions cited by FDA, authorizes this rule because the agency has demonstrated that the rule is reasonably related to the purposes of the act. Another comment argued that 701(a) of the act does not authorize the agency to enforce requirements beyond those imposed by the act.

Section 701(a) of the act gives the Secretary authority to issue regulations for the efficient enforcement of the act. Consonant with the Supreme Court's determination that the language of the act should not be read restrictively, but in a manner consistent with the act's purpose of protecting the public health, a regulation issued under section 701(a) of the act will be sustained so long as it is reasonably related to the purposes of the act. *United States v. Nova Scotia Food Products Corp.*, 568 F.2d 240, 246

(2nd Cir. 1977). FDA believes that it has demonstrated that this regulation is reasonably related to the purposes of the act.

## V. Implementation Plan

FDA proposed that the rule would become effective 90 days after the date of its publication in the **Federal Register**. For new drug and biologic product applications submitted before the effective date of the final rule, the agency proposed a compliance date of 21 months after the effective date of the final rule (for a total of 2 years after issuance of the final rule). For new drug and biologic product applications submitted on or after the effective date of the final rule, the agency proposed a compliance date of 15 months after the effective date of the final rule (for a total of 18 months after issuance of the final rule). FDA has revised the final rule to become effective 120 days after publication in the **Federal Register**, to allow additional time for comment on the revised information collection requirements. FDA has also revised the compliance dates. All applications will have a compliance date of 20 months after the effective date of the rule (for a total of 2 years after publication of the final rule).

60. Two industry comments argued that the proposed effective dates were too short. One of these suggested that 15 and 21 months were too short to develop a pediatric program and formulation, conduct trials, analyze data, and submit an application. Two comments asked that FDA clarify what "compliance" means. According to one of these comments, 15 months would be adequate for initiation of discussions with a sponsor about plans, but inadequate for completion of studies. This comment also argued that it is not in children's interest to rush through pediatric studies to meet an arbitrary deadline. Another comment offered the example of Ritonavir, a drug to treat HIV infection, for which pediatric studies reportedly took 21 months even after development of a pediatric formulation. According to the comment, it took 15 months to agree on a protocol, 3 months to recruit patients, and 3 months to the first interim analysis of data. One disease-specific organization argued that the effective dates were too long. This comment proposed 12 months from the effective date of final rule, which could be extended by 6 months if genuine difficulties occurred. This comment also urged that compliance with the early discussion requirements be immediate. One comment argued that pending applications should be granted a full

waiver and treated as marketed products.

"Compliance," as referred to in the proposal, means the submission of an assessment of pediatric safety and effectiveness under § 314.55(a) (proposed § 314.50(g)(1) or 601.27(a)), unless a waiver or deferral for all relevant age groups has been granted. FDA has reconsidered the compliance dates and has concluded that applications submitted on or after the effective date of the final rule should be given 20 months from the effective date of the final rule to achieve compliance. Although FDA does not believe that development of, and agreement on, a protocol should take 15 months, protocol development, recruitment, enrollment, and data analysis may together take up to 2 years. There is no reasonable basis on which to distinguish between an application submitted 1 day before the effective date of the final rule, and one submitted a day later.

All other provisions of the rule will become effective on the effective date of the rule. One hundred twenty days from the date of publication in the **Federal Register** is sufficient time to meet these new requirements.

#### VI. Paperwork Reduction Act of 1995

This final rule contains information collection requirements that are subject to review by the Office of Management and Budget (OMB) under the Paperwork Reduction Act of 1995 (the PRA) (44 U.S.C. 3501–3520). The title, description, and respondent description of the information collection requirements are shown below with an estimate of the annual reporting burden. Included in the estimate is the time for reviewing instructions, searching existing data sources, gathering and maintaining the data needed, and completing and reviewing each collection of information.

With respect to the following collection of information, FDA invited comment on: (1) Whether the proposed collection of information is necessary for proper performance of FDA's functions, including whether the information will have practical utility; (2) the accuracy of FDA's estimate of the burden of the proposed collection of information, including the validity of the methodology and assumptions used; (3) ways to enhance the quality, utility, and clarity of the information to be collected; and (4) ways to minimize the burden of the collection of information on respondents, including through the use of automated collection techniques, when appropriate, and other forms of information technology.

OMB filed a Notice of Action, not approving the proposed collection of

information. OMB requested that, as part of the final rule, FDA address all comments received on the information collection requirements contained in the rule, particularly with respect to the reporting burden imposed by the rule. FDA received one comment concerning the proposed burden estimates of this rulemaking under the PRA. The comment contended that FDA underestimated the time required to comply with the annual reporting requirements of the proposed rulemaking.

The agency received several comments that questioned the accuracy of FDA's estimate of the burden of the proposed collection of information as being too low and requested changes. For example, one comment requested changes in the burden estimate for manufacturers requesting deferrals of submission of pediatric data as well as the estimate for manufacturers to submit pediatric information in their annual report. In addition, the estimate for manufacturers to submit in their annual reports the analysis of available safety and efficacy data conducted or obtained in the pediatric population as well as proposed labeling was questioned. Based on these comments the agency increased the proposed burden estimates. These issues are discussed in more detail in the preamble to the final rule.

Concerning § 314.50(d)(7), the comment stated that in order to comply with this requirement, "one company" estimated that, for one pediatric reporting project, medical staff had spent at least 118 hours, rather than the 8 hours that FDA had estimated, reviewing the medical literature and summarizing the findings. FDA does not believe that this comparison is fully appropriate because § 314.50(d)(7) does not require an applicant to review the medical literature, or other studies, *de novo*. It simply requires an applicant to provide a brief summary of data that have already been fully reported and analyzed elsewhere in the same application. However, because the data to be summarized may be more extensive than originally estimated, FDA has, in response to the comment, increased its estimate of the reporting burden for this requirement from 8 hours to 50 hours.

Concerning § 314.55(a), the comment contended that FDA's estimate of 10 companies submitting NDA's annually for NME's is too low. The comment implied that, based on data for 1996, 50 companies would be a more realistic estimate. The comment also contended that FDA's estimate of 16 hours for a manufacturer to prepare the report of the data supporting the safety and

effectiveness of the drug for the indication for the pediatric population is too low. In response to this comment, FDA has revised its burden estimate from 16 to 48 hours. FDA has also made a corresponding change in the estimate for § 601.27(a). FDA has revised the estimate of the number of companies affected from 10 to 51 to reflect the broader scope of the rule.

Concerning § 314.55(b), the comment stated that FDA's estimate of 9 manufacturers requesting deferrals of the submission of pediatric study data and the estimate that this would take 8 hours to complete are too low. In response to this comment, FDA has revised its burden estimate from 8 hours to 24 hours. FDA has also made a corresponding change in the estimate for § 601.27(b). FDA has revised the estimate of the number of companies affected from 8 to 51 to respond to the comment and to reflect the broader scope of the rule.

Concerning § 314.81(b)(2)(i), the comment contended that FDA's estimate of 1.5 hours for manufacturers to submit pediatric information in their annual reports is too low. In response to this comment, FDA has revised its burden estimate from 1.5 hours to 8 hours and has made a corresponding change in its estimate for § 601.27(c).

Concerning § 314.81(b)(2)(vi)(c), the comment contended that FDA's estimate of 1.5 hours for manufacturers to submit in their annual reports the analysis of available safety and efficacy data conducted or obtained in the pediatric population as well as proposed labeling changes is too low. The comment stated that even an estimate of 15 hours would be too low. Although the comment did not provide an estimate of the hours required to satisfy § 314.81(b)(2)(i) and (b)(2)(vi)(c), FDA has increased its estimates to 8 and 24 hours, respectively.

Based upon these comments, FDA has decided to increase the agency's proposed burden estimates. These revisions are reflected in the Table 2 of this document. In addition, the burden estimates for §§ 314.55(a), (b), and (c), and 601.27(a), (b), and (c), have increased because of the new requirements in the final rule to include, in addition to applications for new chemical entities and never-before-approved biologics, applications for new active ingredients, new indications, new dosage forms, new dosing regimens, and new routes of administration. These estimates are based upon FDA's analysis of all marketing applications and efficacy



supplements approved over the 5-year period of 1993 to 1997 and those that would likely have needed additional pediatric data had this rule been in effect by 1993 (see "Analysis of Impacts," in section VIII of this document). In addition, burden estimates have been added in Table 2 of this document for the new requirements in the final rule concerning submissions for end-of-phase 1 and end-of-phase 2 meetings under § 312.47(b)(1)(iv) and submissions for pre-NDA meetings under § 312.47(b)(2). These estimates are based on FDA's records of the number of these meetings held during 1997. Finally, burden estimates have been added for new postmarket report requirements added for biological products under § 601.37 (a), (b), and (c), corresponding to § 314.81 (b)(2)(i), (b)(2)(vi)(c), and (b)(2)(vii). These estimates are based upon FDA's records of the number of licensed biological products.

**Title:** Regulations Requiring Manufacturers to Assess the Safety and Effectiveness of New Drugs and Biological Products in Pediatric Patients.

**Description:** This final rule includes the following reporting requirements: (1) Reports on planned pediatric studies in IND's (§ 312.23(a)(10)(iii)); (2) Reports for end-of-phase 1 and end-of-phase 2 meetings (§ 312.47(b)(1)(iv)) and reports for pre-NDA meetings (§ 312.47(b)(2)); (3) Summaries of data on pediatric safety and effectiveness in NDA's (§ 314.50(d)(7)); (4) Reports assessing the safety and effectiveness of certain drugs and biological products for pediatric use in NDA's and BLA's or in supplemental applications (§§ 314.55(a) and 601.27(a)); (5) Requests seeking deferral of required pediatric studies (§§ 314.55(b) and 601.27(b)); (6) Requests seeking waiver of required pediatric studies (§§ 314.55(c) and 601.27(c)); (7) Postmarketing reports of

analyses of data on pediatric safety and effectiveness (§§ 314.81(b)(2)(vi)(c) and 601.37(a)(1)); (8) Postmarketing reports on patient exposure to certain marketed drug products (§§ 314.81(b)(2)(i) and 601.37(a)(2)); (9) Postmarketing reports on labeling changes initiated in response to new pediatric data (§§ 314.81(b)(2)(vi)(c) and 601.37(a)(3)); and (10) Postmarketing reports on the status of required postapproval studies in pediatric patients (§§ 314.81(b)(2)(vii) and 601.37). The purpose of these reporting requirements is to address the lack of adequate pediatric labeling of drugs and biological products by requiring the submission of evidence on pediatric safety and effectiveness for products with clinically significant use in children.

**Description of Respondents:** Sponsors and manufacturers of drugs and biological products.

TABLE 2.—ESTIMATED ANNUAL REPORTING BURDEN <sup>1</sup>

21 CFR section	No. of respondents	Annual frequency per response	Total annual responses	Hours per response	Total hours
201.23 .....	2	1	2	48	96
312.47(b)(1)(iv) .....	27	1.2	32	16	512
312.47(b)(2) .....	36	1.3	46	16	736
314.50(d)(7) .....	213	1	213	50	10,650
314.55(a) .....	51	1	51	48	2,448
314.55(b) .....	51	1	51	24	1,224
314.55(c) .....	176	1	176	8	1,408
314.81(b)(2)(i) .....	625	1	625	8	5,000
314.81(b)(2)(vi)(c) .....	625	1	625	24	15,000
314.81(b)(2)(vii) .....	625	1	625	1.5	937.5
601.27(a) .....	2	1	3	48	144
601.27(b) .....	2	1	3	24	72
601.27(c) .....	3	1	4	8	32
601.37(a) .....	69	1	69	8	552
601.37(b) .....	69	1	69	24	1,656
601.37(c) .....	69	1	69	1.5	103.5
Total .....					40,571

<sup>1</sup>There are no capital or operating and maintenance costs associated with this collection of information.

The information collection provisions of this final rule have been submitted to OMB for review. Prior to the effective date of this final rule, FDA will publish a notice in the **Federal Register** announcing OMB's decision to approve, modify, or disapprove the information collection provisions in this final rule. An agency may not conduct or sponsor, and a person is not required to respond to, a collection of information unless it displays a currently valid OMB control number.

## VII. Environmental Impact

The agency has determined under 21 CFR 25.30(h) that this action is of a type that does not individually or

cumulatively have a significant effect on the human environment. Therefore, neither an environmental assessment nor an environmental impact statement is required.

## VIII. Analysis of Impacts

### A. Introduction and Summary

FDA has examined the impacts of the final rule under Executive Order 12866, the Regulatory Flexibility Act (5 U.S.C. 601–612), and the Unfunded Mandates Reform Act (Pub. L. 104–4). Executive Order 12866 directs agencies to assess all costs and benefits of available regulatory alternatives and, when regulation is necessary, to select

regulatory approaches that maximize net benefits (including potential economic, environmental, public health and safety, and other advantages; distributive impacts; and equity). Under the Regulatory Flexibility Act, unless an agency certifies that a rule will not have a significant economic impact on a substantial number of small entities, the agency must analyze regulatory options that would minimize the impact of the rule on small entities. The Unfunded Mandates Reform Act (Pub. L. 104–4) (in section 202) requires that agencies prepare an assessment of anticipated costs and benefits before proposing any rule that may result in an expenditure by State, local, and tribal governments,

in the aggregate, or by the private sector, of \$100 million or more in any one year (adjusted annually for inflation).

The agency has reviewed this final rule and has determined that the rule is consistent with the regulatory philosophy and principles identified in Executive Order 12866, and in these two statutes. This rule is an economically significant regulatory action, because of its substantial benefits. It is also a significant regulatory action as defined by the Executive Order due to the novel policy issues it raises. With respect to the Regulatory Flexibility Act, the agency certifies that the rule will not have a significant economic impact on a substantial number of small entities. Since the rule does not impose any mandates on State, local, or tribal governments, or the private sector that will result in an expenditure of \$100 million or more in any one year, FDA is not required to perform a cost-benefit analysis according to the Unfunded Mandates Reform Act.

FDA is requiring that a limited class of important new drugs and biologicals that are likely to be used in pediatric patients contain sufficient data and information to support directions for this use. As the approved labeling for many of these new products lacks adequate pediatric information, their use in children greatly increases the risk of inappropriate dosing, unexpected adverse effects, and suboptimal therapeutic outcomes. This rule is designed to ensure that new drugs, including biological drugs, that are therapeutically important and/or likely to be used in a substantial number of children contain adequate pediatric labeling at the time of, or soon after, approval.

The agency estimated the costs to industry of the required new pediatric studies by first determining what the annual costs would have been in 1993 to 1997, had the rule become effective in 1993. The methodology included: (1) Constructing a data base of all 583 NDA's and efficacy supplements approved by the agency over that 5-year period for drugs and biologicals likely to produce health benefits in the pediatric population, (2) determining which of those applications would have been required to conduct additional pediatric studies, (3) calculating how many unapproved and already marketed drugs and biologicals would have needed additional pediatric studies, and (4) estimating the size and cost of the additional studies. The analysis indicated that, on average, this regulation would have required an estimated 378 additional pediatric studies on about 82 drugs and

biologicals per year. These studies would have involved a total of 10,860 pediatric patients, 7,408 in efficacy studies, and 3,452 in PK studies. In addition, an estimated 33 of the 82 drugs and biologicals needing new pediatric data each year may have needed new pediatric dosage forms. FDA judges that the additional studies would have cost about \$45 million and the new dosage formulations about \$33 million annually, for a total annual cost of almost \$80 million. The agency found, however, that roughly 42 percent of the costs of the studies would have been spent voluntarily had the extended pediatric exclusivity provisions of the recent FDAMA statute been in place. Adjusting for this effect lowers the agency's final cost estimate for this rule to about \$46.7 million per year.

FDA could not develop a quantifiable estimate of the benefits of this regulation, although numerous anecdotal examples illustrate the current health problem. To consider some of the potential benefits, the agency examined hospitalization rates for five serious illness (asthma, HIV/AIDS, cancer, pneumonia, and kidney infections) and found significantly higher rates for children than for middle-aged adults. Although FDA can not estimate the extent to which these differentials reflect the relative lack of pharmaceutical safety and efficacy information for pediatric compared to adult use, the agency calculated that a 25 percent reduction in these differentials would lead to direct medical cost savings of \$228 million per year. FDA also estimates that about two-thirds of the approved applications needing pediatric studies will be addressed by the incentives established by FDAMA. If the estimated medical cost savings were adjusted by a similar ratio, the analysis suggests that a 25 percent reduction in the pediatric/adult hospitalization rate differentials would yield annual savings of \$76 million for these five illnesses.

#### *B. Number of Affected Products and Required Studies*

In the preamble to its proposal, FDA explained that neither the precise number of drugs that would require additional pediatric studies nor the cost of these studies could be predicted with certainty. To develop plausible estimates of the number of new drugs and biologicals that would be affected, the agency had examined the pediatric labeling status at time of approval for each NME and important biological approved from 1991 to 1995, and used these estimates to project the number of drugs that would have required

additional pediatric data had the proposal been in place over that period.

Several industry comments declared that FDA's analysis of the proposal substantially underestimated the economic impact by understating both the number and size of the studies that would be required. Only two of the comments, however, included alternative estimates. One suggested that each new drug could require the testing of 300 or more pediatric patients for safety data alone. The other comment estimated that, "each new drug studied would probably require a minimum of six clinical trials (two each in Phases I, II, and III), for one indication and one formulation." This comment explained that Phase I trials would include 20 patients, Phase II trials 50 patients, and Phase III trials 100 patients. Assuming two trials for each phase, the comment projected that 34,000 pediatric patients would need to be studied each year (170 patients x 2 trials x 100 drugs).

FDA agrees that some applications will require data from a substantial number of pediatric patients. The agency believes, however, that most studies will not include large numbers of pediatric patients. For example, FDA does not necessarily require two pediatric studies for each trial phase. Moreover, FDA's 1994 final rule (59 FR 64240) explains that extrapolations from adult effectiveness data based on PK studies and other safety data can be sufficient to provide the necessary pediatric dosing information for those drugs and biologicals that work by similar mechanisms in adults and children. The agency expects that the majority of the studies will rely, to some extent, on such extrapolations.

On the other hand, the proposal primarily addressed drugs and biologicals that contained no previously approved active moiety. The final rule requires pediatric data for new active ingredients, new indications, new dosage forms, new dosing regimens, and new routes of administration that represent a meaningful clinical benefit over existing treatments for children, or that are likely to be widely used in children. The rule also requires pediatric studies for marketed drugs and biologicals that are already widely used among children for the claimed indications, if the absence of adequate labeling could pose significant risks; or if the drug would provide a meaningful clinical benefit over existing treatments for pediatric patients, but additional dosing or safety information is needed to permit their safe and effective use in children.

To develop a revised estimate of the number of drugs and biologicals that

would require additional pediatric data, FDA constructed a data base of all 583 applications and efficacy supplements approved over the 5-year period from 1993 to 1997 for drugs and biologicals for which pediatric labeling would be likely to provide a significant health benefit. The selected drugs and biologicals included all those for which the active moiety was listed in the priority section in the **Federal Register** of May 20, 1998 (63 FR 27733), document entitled "List of Drugs For Which Additional Pediatric Information May Produce Health Benefits in the Pediatric Population" ("List"). Mandated by FDAMA, this publication includes the agency's priority list of drugs and biologicals that would likely provide a significant benefit to the pediatric population. The selection criteria used to prepare this priority list were almost identical to those set forth in this final rule, i.e.,

- The drug product, if approved for use in the pediatric population, would be a significant improvement compared to marketed products labeled for use in the treatment, diagnosis, or prevention of a disease in the relevant pediatric population (i.e., a pediatric priority drug); or,
- The drug is widely used in the pediatric population, as measured by at least 50,000 prescription mentions per year; or,
- The drug is in a class or for an indication for which additional therapeutic options for the pediatric population are needed.

FDA then identified each of the 583 applications that would likely have needed additional pediatric studies had this rule been in effect. The number and type of studies needed were projected based on specific decision rules derived from agency experience in reviewing drug applications and developed strictly for the purpose of estimating the regulatory costs of this rule. Although in practice, these rules would have been subject to numerous exceptions, in the aggregate, FDA believes that they provide plausible estimates of the total number and type of pediatric studies that would have been required. The decision rules were as follows:

1. All New Chemical Entities (NCE's) and biologicals were assumed to need both an efficacy study and a PK study for each age group identified in the priority section of the "List" as needing pediatric information, although FDA

believes that this assumption overstates the true number of efficacy studies that will be needed.

2. For the following categories of applications, both an efficacy and a PK study were assumed for each designated age group. Again, FDA believes that this assumption may overstate the true number of efficacy studies that will be needed:

Neurological drugs;  
Oncology drugs;  
Nausea agents;  
Pulmonary agents;  
NSAIDs—arthritis/pain;  
AIDS/HIV agents;  
Asthma drugs;  
Anesthesia drugs;  
Hormones;  
Dermatological agents;  
Acne agents

3. A PK study alone was assumed sufficient for each relevant age group for the following types of non-NCE applications:

Allergies;  
Infectious diseases;  
Cardiovascular diseases;  
Imaging agents;  
Hematology agents;  
GI disorders;  
Urologic drugs

4. If pediatric labeling was already adequate as the result of an approved application, additional applications for new dosage forms were assumed to be exempt.

5. If a second applicant sought approval for the same indication of the same drug as a previous applicant that had already satisfied the pediatric labeling requirements, the second applicant was considered exempt from the pediatric labeling requirement.

6. Because the regulation imposes requirements only on new NDA's or efficacy supplements that specifically address an indication needing pediatric data, no pediatric requirements were assumed for an NDA supplement submitted for a new indication not identified as needing pediatric data.

7. Orphan drugs were excluded from additional research requirements.

The results of this analysis (see Table 3 of this document) show that about 44 percent, or an estimated 255, of the total 583 drug and biological applications for the products on the priority section of the "List" drugs approved over the 5-year period would have required

additional pediatric studies, had the rule been in effect starting in 1993. Assuming separate studies for each pediatric age group specified in the "List," indicates that an estimated 459 efficacy studies and 713 PK studies would have been required for these applications.

These estimates understate the required research effort, however, because they omit pediatric studies for drugs that fail to gain approval. It is difficult to judge how much additional pediatric research would be directed towards nonapprovable products. The agency notes, however, that because only about 63.5 percent of all NME's that enter phase III trials are eventually approved (Ref. 18), the number of drugs entering phase III trials is about 58 percent greater than the number of actual approvals ( $100/63.5 = 1.58$ ). Moreover, there are two additional complications. First, under the rule, FDA expects to defer for several years the conduct of pediatric studies of "me-too" drugs that do not offer a meaningful therapeutic benefit and that are members of a drug class that already contains an adequate number of approved products with pediatric labeling. No additional pediatric studies would be expected for this group of never approved drugs. On the other hand, applications for "lifesaving" drugs may need to begin pediatric trials by the start of Phase II. On the assumption that these two factors would roughly offset, FDA has retained the 58 percent figure as a reasonable adjustment factor to account for the number of studies conducted for drugs that fail to gain approval. Finally, each year, the agency expects to identify about two "already marketed" drugs that require additional pediatric efficacy data.

As shown in Table 4 of this document, adjusting for the "never approved" and the "already marketed" applications implies that, had this rule become effective in 1993, about 1,892 new pediatric studies would have been required over the 1993 to 1997 period. About 740 of the studies would have been efficacy studies and 1,151 PK studies. Thus, on average, each year, the rule would have required about 378 new pediatric studies for about 82 NDA's and or NDA supplements—148 efficacy studies and 230 PK studies.



TABLE 3.—APPROVED NEW DRUG APPLICATIONS AND THEIR SUPPLEMENTS FROM 1993 TO 1997

Approval year	Applications for "List" Drugs	Applications needing pediatric studies	Efficacy studies required	PK studies required	Total studies required	New dosage forms
1993 .....	77	43	63	122	185	12
1994 .....	76	42	74	118	192	17
1995 .....	107	38	69	107	176	13
1996 .....	177	74	147	213	360	29
1997 .....	146	58	106	153	259	19
Total .....	583	255	459	713	1,172	90
Average .....	117	51	92	143	234	18

TABLE 4.—ALL NEW DRUG APPLICATIONS AND THEIR SUPPLEMENTS FROM 1993 TO 1997 <sup>1</sup>

Approval year	Applications for "List" Drugs <sup>2</sup>	Applications needing pediatric studies	Efficacy studies required	PK studies required	Total studies required	New dosage forms
1993 .....	124	69	102	197	299	22
1994 .....	123	68	119	190	310	32
1995 .....	173	61	111	173	284	24
1996 .....	286	119	237	344	581	54
1997 .....	236	94	171	247	418	35
Total .....	942	411	740	1,151	1,892	167
Average .....	188	82	148	230	378	33

<sup>1</sup> Includes estimates for "unapproved" and "already marketed" drugs.

<sup>2</sup> Adjusted for "unapproved" and "already marketed" drugs.

### C. Number of Pediatric Patients

The number of pediatric patients needed varies with the particular type of drug studied. However, based on agency experience, FDA estimates that, for each pediatric age group studied, typical pediatric PK studies may involve about 15 patients and typical efficacy studies about 50 patients. For example, if 2 of the 4 age groups lack PK studies, FDA assumed that a total of 30 subjects would be needed for the studies. If 3 of the 4 age groups lack efficacy studies, a total of 150 subjects were assumed to be needed in all 3 age groups. These assumptions indicate that, had this rule become effective in 1993, each year, about 82 NDA's would have required additional pediatric studies; 7,408 pediatric patients in efficacy studies and 3,452 pediatric patients in PK studies, for an annual total of about 10,860 pediatric patients.

### D. Costs of Compliance

#### 1. Cost of Pediatric Studies

FDA's analysis of the proposal assumed that new studies would cost pharmaceutical firms from \$5,000 to \$9,000 per pediatric patient. Only one comment, that of a large U.S. pharmaceutical company, submitted actual estimates of the cost of

conducting pediatric trials. This comment stated that a PK or bioavailability/bioequivalency study of 20 patients would cost at least \$100,000, a Phase II trial of 50 patients would cost a minimum of \$150,000, and a Phase III trial of 100 patients would cost \$200,000. For its revised analysis, therefore, FDA assumes that a PK study of 15 patients will cost \$100,000 per affected age group and that an efficacy study of 50 patients will cost \$150,000 per affected age group. Although a few trials may need to be larger and, thus more expensive; others will require substantially fewer pediatric patients. Thus, FDA believes these figures reasonably project the average added costs.

As FDA estimates that the regulation would have required pharmaceutical companies to annually conduct an estimated 378 additional pediatric studies for 82 NDA's, 148 efficacy studies, and 230 PK studies; the above unit cost estimates imply total industry costs of \$45 million annually. Although the industry comment that included the cost data projected clinical trial costs totaling over \$100 million per year, this estimate assumed the need for 34,000 additional pediatric patients. FDA found that had this rule been in place over the 1993 to 1997 period, it would

have required additional data from about 10,860 patients per year.

#### 2. Cost of New Formulations

In its earlier analysis of the proposal, FDA calculated that about 30 percent of all NME's were available only in tablets or hard capsules at the time of approval. Acknowledging the potential difficulties of developing new formulations for certain drugs, FDA estimated that the overall costs could average \$1 million for each new formulation developed. Several comments questioned the agency's estimates. Based on an informal survey of its members, a major industry trade association reported that the development of a pediatric formulation could take from 5 months to 4 years and cost from \$500,000 to \$3.5 million. It also objected to the agency's estimate of the number of drugs that would require reformulation. The association, however, apparently misunderstood FDA's methodology. The agency had found that 10 of 14 drugs per year would not need reformulation because a potentially adequate dosage form (liquid, an injectable, a solution, a dermatological, etc.) was already available. The association believed that FDA has assumed that only tablets and/or capsules were available for the ten drugs. None of these comments,



however, offered an alternative methodology for projecting the aggregate value of these costs.

To develop reasonable estimates of the number of new dosage forms that would be needed, FDA again reviewed all of the 255 approved drug applications that would likely have required new pediatric studies during the 1993 to 1997 period, had this rule been in place. The agency generally assumed that those drugs identified as having a meaningful clinical pediatric benefit for the youngest three age groups, but available only in tablets or hard capsules at the time of approval, would have needed to develop an alternative dosage form. The agency also assumed that a new pediatric formulation would not be counted if a more appropriate pediatric dosage form was subsequently approved for the same drug. FDA is aware that these estimates can not be considered precise. For example, not all liquids are adequate for pediatric populations. On the other hand, new formulations may not be needed if a drug is used primarily for children between the ages of 8 and 12 years. Nevertheless, as shown in Table 3 of this document, the results of this methodology show that about 35 percent of the approved applications needing studies, or about 18 per year, would have needed new dosage forms. Table 4 of this document raises this

estimate by 83 percent, or to 33 per year, to account for the number of new dosage forms developed for drugs not subsequently approved. While FDA cannot confidently predict a typical initiation time for this effort, the 83 percent adjustment calculation assumes that work on about 25 percent of all new formulations would be initiated at the start of Phase 2 trials and 75 percent by the start of Phase 3 trials. (The probability of approval was assumed to be .635 for a drug entering phase 3 trials and .31 for a drug entering phase 2 trials (Ref. 18).)

The development of some pediatric formulations will be difficult, the development of others relatively straightforward and achieved without substantial problem. The rule requires only that sponsors take all reasonable steps to develop needed new formulations. Thus, while acknowledging that the cost for particularly difficult formulations may be higher, FDA has retained its average cost estimate of \$1 million to develop each new dosage form and projects this total industry cost at nearly \$33 million per year.

### 3. Cost of Added Paperwork Requirements

The rule also requires additional industry effort for new or expanded paperwork reporting. Section VI of this

document describes these reporting tasks, discusses the industry comment that questioned the agency's estimate of the paperwork burden for the proposal, and presents the agencies revised estimate for this final rule. As shown in that section, FDA projects an annual burden of about 40,000 hours per year. On the assumption that 25 percent of these hours will be for upper management staff, 50 percent for middle management staff, and 25 percent for administrative and clerical support, at respective labor costs of \$52, \$34, and \$17 per hour, FDA estimates these total paperwork costs at about \$1.4 million per year.

### 4. Total Costs

Table 5 of this document summarizes the agency's estimates of costs for efficacy studies, PK studies, new dosage forms, and paperwork. Because the expense of pediatric trials and dosage form development will be spread over 2 or 3 years for any given drug, the total costs to industry in any given year are unlikely to vary as much as shown in Table 5. Most importantly, however, the average \$80.1 million annual cost figure reflects only what the rule would have cost had the rule been in effect from 1993 to 1997. The incentives generated by the additional 6-month marketing exclusivity offered by FDAMA will reduce the future costs of the regulation.

TABLE 5.—ESTIMATED INDUSTRY COSTS—COMPLIANCE WITH PEDIATRIC LABELING  
[in millions]

Year	Efficacy studies	PK studies	New dosage form developed	Paperwork	Total
1993 .....	\$15.3	19.7	22.3	1.4	58.6
1994 .....	17.9	19.0	31.6	1.4	69.9
1995 .....	16.7	17.3	24.1	1.4	59.5
1996 .....	35.6	34.4	53.9	1.4	125.2
1997 .....	25.7	24.7	35.3	1.4	87.0
Average Per Year .....	\$22.2	\$23.0	\$33.4	\$1.4	\$80.0

FDA cannot develop precise adjustments for the forthcoming effects of FDAMA, due to the complexity of the economic forecasting that would be needed. Nevertheless, the agency developed rough projections of the potential impact of this statute by comparing the estimated present value of the 6-month exclusivity gain with the estimated cost of the new pediatric studies, for each of the 85 drugs with applications approved in 1993 and 1994 that would have needed new pediatric labeling. (More recent years were not used, because the revenues of newer drugs are far below their peak values.)

Where the estimated exclusivity gain exceeded the cost of all required studies, including the development of new dosage forms, FDA concluded that the studies for that drug would have been initiated voluntarily and their cost attributable to FDAMA rather than to this regulation.

The methodology assumed that a 6-month gain of marketing exclusivity would be worth about 25 percent of a drug's annual sales revenue during the year the exclusivity is needed, less 60 percent for production, administrative, and marketing costs (Ref. 19). Costs of conducting the required studies for each

of the 85 drugs were based on the cost estimates described previously (\$150,000 for each efficacy study, \$100,000 for each PK study, and \$1 million for each new dosage form. The present value of the additional revenues (at a 7 percent discount rate) were calculated from 1997 sales data published by IMS America (Ref. 20). Because 1997 sales revenues probably underestimate the sales revenues that will be realized at the time that the added exclusivity is used, this methodology likely underestimates the effects of FDAMA, hence overestimating the costs of the rule. In general,

however, this analysis was insensitive to the precise assumptions used. For example, using an 11 percent rather than 7 percent discount rate raises the cost totals by only \$1.2 million per year.

The analysis found that the necessary studies would have been conducted voluntarily for 56 out of the 85 affected applications (66 percent). Adjusting estimates of only the approved applications by this percentage (FDAMA was not assumed to affect studies for applications not obtaining approval), FDA projects that the annual costs attributable to this rule will be approximately \$46.7 million, or about 42 percent below the non-FDAMA adjusted figure of \$80 million.

Further, although the agency has not yet evaluated the full economic impact of the FDAMA legislation, it believes that the present value of the net revenues expected from the 6 months of added exclusivity granted under the new FDAMA legislation will greatly exceed the additional costs imposed by this regulation. One industry publication (MedAdNews, June 1998, p. 10) for example, reports that products currently valued at \$41 billion in annual sales will come off patent between 1998 and 2008, or an average of \$11 billion per year. Alternatively, FDA estimates that the annual revenues for NCE's coming off patent may average between \$200 and \$300 million each. If 25 NCE's lose exclusivity each year, these annual revenues would range from \$5 billion to \$7.5 billion. If only 60 percent of these NCE's become eligible for extended exclusivity, the methodology described above implies that industry net incomes will increase from \$300 to \$450 million per year. Thus, FDAMA and this rule, taken together, will provide critical pediatric information without diverting current resources from pharmaceutical innovation.

*\*COM041\*\*COM041\*E. Benefits*

The rule addresses two major problems associated with the lack of adequate information on the effects of drugs on pediatric patients: (1) Adverse drug reactions in children due to inadvertent drug overdoses or other drug administration problems that could be avoided with better information on appropriate pediatric use; and (2) under use of safe and effective drugs for children due to the prescribing of an inadequate dosage or regimen, a less effective drug, or no drug at all because of uncertainty over the drug's effect on children or the unavailability of a pediatric formulation. By developing improved information on whether, and in what dosage, a drug is safe and effective for use in children, FDA

believes that the regulation will result in fewer adverse drug reactions and fewer instances of less-than-optimal treatment of pediatric patients.

Despite numerous reports of children endangered by the absence of adequate drug labeling, FDA has found no systematic studies in the literature that evaluate the overall magnitude of the harm that results from the incomplete labeling of drugs for use in children. In the preamble to the proposal, the agency specifically requested, "information on any available studies or data related to the incidence and costs of either undertreatment or avoidable ADE's in pediatric age groups due to the lack of information on the effects of pharmaceuticals." The comments received cited case after case of children who have died or suffered because of the inadequate testing of drugs in children, but the information was largely anecdotal and related to particular instances of drug misuse or underuse.

For example, physicians who care for HIV-infected patients expressed frustration at their inability to treat children with drugs known to be effective in adults. Pulmonary specialists described the dearth of information on risks versus benefits of new antimicrobials for pediatric patients, citing the example of ciprofloxacin, a quinolone that may be valuable in treating cystic fibrosis, although the safety and effectiveness of the drug in children has not been established. Comments received from asthma specialists reaffirmed the difficulties of administering medications, treating drug side effects, or withholding treatment for children with asthma, due to the lack of research on drug safety and effectiveness.

In both written comments and in commentary at the public hearing in October 1997, concerns were raised about the costs of not implementing a requirement for pediatric labeling. Avoidable adverse outcomes, cited in relation to pediatric dosage problems, included opportunistic infections from too much immunosuppression, and loss of grafts in pediatric renal transplant patients with too little immunosuppression. Comments also cited added health care, including increased hospitalizations, required as a result of less effective treatment for pediatric patients. One comment estimated the cost of delayed access in terms of infant deaths, attributing an additional 2,000 unnecessary infant deaths over a 2-year period to the delay in access to AZT for HIV-exposed infants. Another suggested using the Vaccine Injury Compensation program

figure of \$250,000 per child as the value of an avoided death resulting from an ADR. Other comments confirmed that many adverse outcomes develop quickly and would be detected in early clinical studies (e.g., "gray syndrome" in babies treated with chloramphenicol).

While clearly demonstrating the critical need for improved pediatric information, these comments do not suggest a practical methodology for quantifying the aggregate benefits of this rule. FDA, also, has been unable to develop a precise assessment of the probable regulatory benefits. The agency's approach to estimating regulatory benefits therefore is framed in terms of the following two questions: (1) Are data available to assess current differences in the *safety* of drug therapy for adults versus children with the same condition? and (2) Are data available to assess current differences in the *effectiveness* of drug therapy for adults versus children with the same condition?

FDA first attempted to assess the *safety* of drug therapy by looking for differences in the frequency and severity of ADR's for adults versus children treated for the same condition. The available clinical and health survey data, however, did not provide a reliable estimate of the contribution of ADR's to pediatric as compared to adult rates of mortality and morbidity. ADR-related data are limited by the lack of a general requirement and a ready mechanism for the comprehensive reporting of incidents directly attributable to ADR's (Ref. 21). Moreover, most available studies have not addressed ADR rates and associated death rates by age group within a treated condition (Refs. 22, 23, and 24). For example, one study of pediatric patients shows an ADR-related admission rate in the range of only 2.0 to 3.2 percent, well below the average for adult and pediatric studies combined. Pediatric cancer patients, however, experienced a 22 percent ADR-admission rate (Ref. 25), suggesting that pediatric risks may be significantly greater within condition-defined subpopulations. In addition, potential concerns about negative public attention (Ref. 26) or liability inhibit reporting of ADR's. Finally, for many seriously ill patients, it is very difficult to attribute a specific medical outcome to a particular medication, as opposed to some other complication in the patient's condition, or misadventure in the patient's care. The agency found therefore that it could not rely on available ADR studies to derive an assessment of the potential benefits of this rule.

Data to assess the *effectiveness* of drug therapy would indicate differences in clinical outcomes, or in other health care utilization concomitant with drug therapy. If drug therapies for children were less effective than that for adults with the same condition, one might see longer recovery times, or lower recovery rates, together with increased health services use, assuming a similar prognosis and course of illness. A limitation to this approach is that the prognosis and course of illness may not be the same in children and adults with the same serious health condition, even if the same drugs were included in best-practice treatment. Moreover, differential patterns of health care utilization may reflect variations in physician practice patterns, insurance benefits, or patient and family behavior and preferences, rather than measures of drug effectiveness. Notwithstanding such limitations, comparisons of health care resource use for one therapeutic approach compared to another are commonly used in evaluations of therapy effectiveness in the field of pharmacoeconomics. In this instance, FDA finds that health care utilization data may provide at least an indirect indication of potential benefits. Hospitalization rates, in particular, are the most extensively studied measure of morbidity related to adverse drug reactions and of quality of care for a number of chronic (e.g., asthma) and acute conditions (e.g., pneumonia) (Refs. 27 and 28). While hospitalizations due to adverse drug reactions or drug therapy undertreatment are not always recognized, these admissions are routinely classified with a primary diagnosis of the underlying disease. FDA therefore has relied on diagnosis-related hospitalization rates to develop an order-of-magnitude assessment of the potential benefits of this rule.

For this assessment, the agency compared rates of hospitalization of pediatric patients to rates of hospitalization of adult patients for several important disease conditions. Next, the agency examined the potential direct and indirect cost savings that would be realized by diminishing any age-related disparities. The pediatric population was defined to be all persons under the age of 15 and the comparison group to be those adults between the ages of 15 and 44. (The exclusion of older adult patients minimizes the confounding effect of the age-related increased morbidity and mortality.) Comparisons were limited to asthma, HIV/AIDS, cancer, pneumonia, and kidney infection, as these conditions are life threatening, occur in both adults

and children, and comparable data are available for adult and pediatric patients. Moreover, reports received in the FDA Spontaneous Reporting System (SRS) in 1993 indicated that the therapeutic areas for which the highest number of ADR's were reported for patients under age 15, relative to the number reported for patients 15 to 44, included those for anti-infectives, pulmonary drugs and oncology drugs.

Direct costs were based on the estimated number of cases, hospitalization rates, and length of stay for each of the selected conditions. The number of cases reported were based on national health survey (Ref. 29) and public surveillance data (Refs. 30, 31, and 32). In 1994, the total number of cases for these 5 conditions, in patients under age 15, was approximately 6.65 million. The total number of cases for patients ages 15 to 44 was approximately 8.3 million. The number of hospitalizations per year for which the selected condition was the primary diagnosis was obtained from the National Hospital Discharge Survey (Ref. 33). As shown in Table 6 of this document, the pediatric hospitalization rate exceeded the adult rate for all five conditions.

TABLE 6.—HOSPITALIZATION RATES PER PATIENT PER YEAR

Primary diagnosis	Rate under age 15	Rate for ages 15–44
Asthma .....	.045	.024
HIV/AIDS .....	.533	.233
Cancer .....	4.247	3.903
Pneumonia .....	.147	.129
Kidney Infection .....	.191	.073

The average length of hospital stay (ALOS) for patients with the selected condition as the primary diagnosis (based on ICD–9 code) was obtained from recent hospital survey data (Ref. 34), the average cost per day of inpatient hospital care for each of the selected conditions was based on hospital charge data reported in the survey (Ref. 35), and the cost of physician services associated with each episode of hospitalization was based on physician charge data (Ref. 36). Each episode of care was assumed to include physician charges for emergency room service, daily inpatient visits, and a postdischarge office visit. For cancer hospitalizations, daily inpatient visits and a followup office visit were included. The calculation of indirect costs assumed 8 hours of parental time away from work for each episode of hospitalization and income and

productivity losses based on average employee compensation, as reported in the 1997 U.S. Statistical Abstract. A detailed description of all assumptions, calculations, and data sources is included in the full agency report (Ref. 37).

The assumed hypothesis is that a substantial fraction of the difference between pediatric and adult hospitalization rates for like disease conditions are attributable to the greater range of drug therapies and better information on drug dosages for adults. FDA cannot estimate the precise magnitude of the relevant fraction. Nevertheless, if the differentials between pediatric and adult hospitalization rates were reduced by 25 percent, the resulting direct cost savings would be \$228 million, with indirect cost savings of \$5.3 million per year. If the differentials were reduced by as much as 50 percent, the direct cost savings would be \$456 million per year, with indirect savings of \$10.6 million. Even if the differentials were as low as 10 percent, the resulting reductions in hospitalization would lead to direct cost savings of \$91.2 million, with indirect savings of \$2.1 million per year.

The timing of the benefit after the rule's implementation is uncertain. The previous values represent the potential benefit over time as the safety and effectiveness of drugs are more extensively tested, new and already marketed drugs become labeled for use in children, and new formulations and dosage forms are developed to facilitate therapy for children. The figures may overestimate the impact for the selected conditions over the next few years, but may underestimate the potential benefits for these patients in the longer term if there is an increasing prevalence of asthma, cancer, and respiratory and other infectious diseases in the pediatric population. Thus, the lower reduction estimate may be more realistic in the near-term, with the higher reduction estimates offering a better indication of longer-term benefit.

As discussed previously, FDA believes that the new FDAMA statute will cause some of these pediatric studies to be conducted voluntarily. In its assessment of costs, the agency found that about two-thirds of the applications for approved drugs needing pediatric studies may be undertaken voluntarily due to the incentives established by FDAMA. Adjusting the previous medical cost savings by a similar ratio suggests that if all of the new pediatric studies achieved a 25 percent reduction in the pediatric/adult hospitalization differentials, the additional studies prompted by this rule would yield



annual savings of \$76 million for just those five diseases. This estimate may represent a lower bound on the benefits to pediatric patients, however, because a number of other disease conditions are also common to children and adults, including such life-threatening conditions as hypertensive disease and renal disease. These pediatric populations also would experience significant benefits from increased safety and access to drug treatments currently available only to adult patients. Moreover, the analysis omits any quantification of benefits for reduced pain and suffering and reduced pediatric mortality. Thus, the full benefits of the rule could easily exceed \$100 million per year. Therefore, in accordance with the SBREFA, the Administrator of the Office of Information and Regulatory Affairs of the Office of Management and Budget (the Administrator) has determined that this rule is likely to result in an annual effect on the economy of \$100 million or more and thus is a major rule for the purpose of congressional review.

#### F. Small Entities

The rule will impose a burden on relatively few small entities, because new drug development is typically an activity completed by large multinational firms. Only one industry comment questioned the agency's determination that the rule would not have a significant effect on a substantial number of small entities. That comment indicated that about 1,500 small entities are conducting diagnostic and therapeutic R&D in the United States and that "[c]ontributions to new drug approvals by the 'biotech' and 'small pharma' sector are increasing year by year, and the pace of change will—almost certainly—continue."

FDA agrees that small firms contribute substantially to the early development of many new drugs and biologicals. Nevertheless, because of the considerable resources needed for clinical testing and marketing, the agency finds that very few of these small firms retain ownership and control through the large-scale clinical testing and approval stages. Moreover, many of the products that are sponsored by small companies are eligible for orphan designation and therefore exempted from this rule. To approximate the number of small firms that might be significantly affected, FDA determined the sponsor company size for all of the approved applications that may have required additional pediatric studies had this rule been in place over the years from 1993 to 1997. The agency found that, on average, based on the

Small Business Administration's definition of a small firm, only three approved applications per year were submitted by small companies. Multiplying by the previously described 1.58 factor to account for unapproved applications increases this estimate of the number of small entities that may have been significantly affected by this rule to just five small firms per year. Because the agency has certified that the rule will not impose a significant economic impact on a substantial number of small entities, the Regulatory Flexibility Act does not require the agency to prepare a Regulatory Flexibility Analysis. Moreover, the agency further points out that the required new studies will comprise a very small part of the total cost of developing new drugs or biologicals, which is generally estimated in the hundreds of millions of dollars for each new drug.

#### G. Regulatory Alternatives

The agency carefully examined two major alternatives to the final rule. The first alternative considered was the initial proposal, which covered only NCE's. The estimated cost of this alternative, excluding the FDAMA adjustment, would be about \$40 million, or roughly 50 percent of the cost of the final rule. The agency rejected this alternative because of the predominant view of the medical community that additional pediatric data were needed for all of the drugs and biologicals that may be therapeutically significant in pediatric populations, not just for the new chemical entities.

The other major alternative considered was to delay implementation of the rule until the effects of the new FDAMA statute were reviewed. FDA fully expects the FDAMA exclusivity provisions to provide a substantial incentive to conduct large numbers of pediatric studies. Nevertheless, the agency finds that relying on these incentives, alone, would leave numerous gaps in many important areas of pediatric labeling. For example, as described earlier in this preamble, voluntary research may overlook studies for many important drugs, especially where such studies require the development of new pediatric dosage forms. Thus, notwithstanding FDAMA incentives, FDA has determined that this regulation is necessary to protect the pediatric population and that further delay is not warranted.

#### IX. References

The following references have been placed on display in the Dockets Management Branch (HFA-305), Food

and Drug Administration, 5630 Fishers Lane, rm. 1061, Rockville, MD 20852, and may be seen by interested persons between 9 a.m. and 4 p.m., Monday through Friday.

1. Pina, L.M., *Drugs Widely Used off Label in Pediatrics*, Report of the Pediatric Use Survey Working Group of the Pediatric Subcommittee, in *News Along the Pike*, January 1997.

2. Food and Drug Administration, *Guidance for Industry: Standards for the Prompt Review of Efficacy Supplements, Including Priority Efficacy Supplements*, May 1998.

3. Population Division, United States Bureau of the Census, PPL-91, Appendix a. Resident Population—Estimates by Age, Sex, Race, and Hispanic Origin, Washington, DC 20233, 1998.

4. Powell, D.A. et al., "Chloramphenicol: New Perspectives on an Old Drug," *Drug Intelligences & Clinical Pharmacy*, 16:295–300, 1982.

5. Koren, G. et al., "Unexpected Alterations in Fentanyl Pharmacokinetics in Pediatric Patients Undergoing Cardiac Surgery: Age Related or Disease Related?" *Developmental Pharmacology Therapeutics*, 9:183–191, 1986.

6. Gauntlett, I.S. et al., "Pharmacokinetics of Fentanyl in Neonatal Humans and Lambs: Effects of Age," *Anesthesiology*, 69:683–687, 1988.

7. Kauffman, R.E., "Fentanyl, Fads, and Folly: Who Will Adopt the Therapeutic Orphans?" *Journal of Pediatrics*, 119:588–589, 1991.

8. McCloskey J.J. et al., "Bupivacaine Toxicity Secondary to Continuous Caudal Epidural Infusion in Pediatric Patients," *Anesthesia Analgesia*, 75:287–290, 1992.

9. Fisher, D.M. et al., "Neuromuscular Effects of Vecuronium (ORG NC45) in Infants and Pediatric Patients During N<sub>2</sub>O Halothane Anesthesia," *Anesthesiology*, 58:519–523, 1983.

10. Agarwal, R. et al., "Seizures Occurring in Pediatric Patients Receiving Continuous Infusion of Bupivacaine," *Anesthesia and Analgesia*, 75:284–286, 1992.

11. Mevorach, D.L. et al., "Bupivacaine Toxicity Secondary to Continuous Caudal Epidural Infusion in Pediatric Patients," *Anesthesia Analgesia*, 77:13005–1306, 1993.

12. Editorial: "Cystic Fibrosis and Colonic Strictures," *Journal of Clinical Gastroenterology*, 21(1):2–5, 1995.

13. Olkkola, K.T. et al., "A Potentially Hazardous Interaction Between Erythromycin and Midazolam," *Clinical Pharmacology Therapy*, 53:298–305, 1993.



14. Hiller, A. et al., "Unconsciousness Associated with Midazolam and Erythromycin," *British Journal of Anaesthesia*, 65:826-828, 1994.

15. Tejeda, H. et al., "Representation of African-Americans, Hispanics, and Whites in National Cancer Institute Cancer Treatment Trials," *Journal of the National Cancer Institute*, 88(12):812-816, 1996.

16. Center for Drug Evaluation and Research, Manual of Policies and Procedures, Priority Review Policy, MAPP 6020.3, April 22, 1996.

17. Committee on Drugs, American Academy of Pediatrics, Guidelines for the Ethical Conduct of Studies to Evaluate Drugs in Pediatric Populations, *Pediatrics*, 95(2):286-294, 1995.

18. DiMasi et al., "Cost of Innovation in the Pharmaceutical Industry," *Journal of Health Economics*, p. 127, 10:1991.

19. Office of Technology Assessment, "Pharmaceutical R&D: Costs, Risks and Rewards, Washington, DC: U.S. Government Printing Office," Appendix G, February 1993.

20. IMS America, "1997 Retail Perspective and Provider Perspective."

21. Bates, D.W., "Drugs and Adverse Drug Reactions: How Worried Should We Be?" *Journal of American Medical Association*, vol. 279, No. 15, April 1998.

22. Einarson, T.R. "Drug-Related Hospital Admission", *The Annals of Pharmacotherapy*, vol. 27, pp. 832-840, July/August 1993.

23. Lazarou, J., B.H. Pomeranz, and P.N. Corey, "Incidence of Adverse Drug Reactions in Hospitalized Patients", *Journal of American Medical Association*, vol. 279, No. 15, April 1998.

24. Phillips, D.P., N. Christenfeld, and L.M. Glynn, "Increase in U.S. Medication-Error Deaths Between 1983 and 1993", *The Lancet*, vol. 351, 643-644, February 1998.

25. Mitchell, A.A., P.G. Lacouture, J.E. Sheehan, R.E. Dauffman, and S. Shapiro, "Adverse Drug Reactions in Children Leading to Hospital Admission," *Pediatrics*, vol. 82, No. 1, July 1988.

26. Bates, D.W., "Drugs and Adverse Drug Reactions: How Worried Should We Be?" *Journal of American Medical Association*, vol. 279, No. 15, April 1998.

27. National Committee for Quality Assurance (NCQA) *HEDIS 2.5*, December 1995.

28. Agency for Health Care Policy Research (AHCPR) *Conquest 1.1*.

29. *Vital and Health Statistics, Current Estimates From the National Health Interview Survey, 1994*, Series

10: Data From the National Health Survey, No. 193, PHS 96-1521, December 1995.

30. Center for Disease Control Wonder HIV/AIDS statistics.

31. World Health Organization, *Provisional Working Estimates of Adult HIV Prevalence as of end of 1994 by Country*.

32. SEER 1989, Available Through CDC Wonder, ICD 140-239.

33. *Vital and Health Statistics, National Hospital Discharge Survey: Annual Summary, 1995*, Series 13, No. 133, PHS 98-1794, January 1998.

34. *Vital and Health Statistics, Detailed Diagnoses and Procedures, National Hospital Discharge Survey, 1995*, Series 13: Data From the National Health Survey, No. 130, PHS 98-1791, November 1997.

35. *Statistics From the HCUP-3 Nationwide Inpatient Sample for 1994: Principal Diagnoses*, <http://www.ahcpr.gov/data/94dcchpr.htm>, current as of September 1997, AHCPR Pub. No. 97-0058.

36. Health Care Financing Administration, Office of Research and Demonstrations, *Health Care Financing Review: 1997 Statistical Supplement*, November 1997.

37. "Potential Benefits of Pediatric Information," Economics Staff, Office of Planning and Evaluation, FDA, April 1998.

38. IMS, National Disease and Therapeutic Index, IMS America: Plymouth Meeting, PA.

## List of Subjects

### 21 CFR Part 201

Drugs, Labeling, Reporting and recordkeeping requirements.

### 21 CFR Part 312

Drugs, Exports, Imports, Investigations, Labeling, Medical research, Reporting and recordkeeping requirements, Safety.

### 21 CFR Part 314

Administrative practice and procedure, Confidential business information, Drugs, Reporting and recordkeeping requirements.

### 21 CFR Part 601

Administrative practice and procedure, Biologics, Confidential business information.

Therefore, under the Federal Food, Drug, and Cosmetic Act, the Public Health Service Act, and under authority delegated to the Commissioner of Food and Drugs, 21 CFR parts 201, 312, 314, and 601 are amended as follows:

## PART 201—LABELING

1. The authority citation for 21 CFR part 201 continues to read as follows:

**Authority:** 21 U.S.C. 321, 331, 351, 352, 353, 355, 357, 358, 360, 360b, 360gg-360ss, 371, 374, 379e; 42 U.S.C. 216, 241, 262, 264.

2. Section 201.23 is added to subpart A to read as follows:

### § 201.23 Required pediatric studies.

(a) A manufacturer of a marketed drug product, including a biological drug product, that is used in a substantial number of pediatric patients, or that provides a meaningful therapeutic benefit over existing treatments for pediatric patients, as defined in §§ 314.55(c)(5) and 601.27(c)(5) of this chapter, but whose label does not provide adequate information to support its safe and effective use in pediatric populations for the approved indications may be required to submit an application containing data adequate to assess whether the drug product is safe and effective in pediatric populations. The application may be required to contain adequate evidence to support dosage and administration in some or all pediatric subpopulations, including neonates, infants, children, and adolescents, depending upon the known or appropriate use of the drug product in such subpopulations. The applicant may also be required to develop a pediatric formulation for a drug product that represents a meaningful therapeutic benefit over existing therapies for pediatric populations for whom a pediatric formulation is necessary, unless the manufacturer demonstrates that reasonable attempts to produce a pediatric formulation have failed.

(b) The Food and Drug Administration (FDA) may by order, in the form of a letter, after notifying the manufacturer of its intent to require an assessment of pediatric safety and effectiveness of a pediatric formulation, and after offering an opportunity for a written response and a meeting, which may include an advisory committee meeting, require a manufacturer to submit an application containing the information or request for approval of a pediatric formulation described in paragraph (a) of this section within a time specified in the order, if FDA finds that:

(1) The drug product is used in a substantial number of pediatric patients for the labeled indications and the absence of adequate labeling could pose significant risks to pediatric patients; or

(2) There is reason to believe that the drug product would represent a meaningful therapeutic benefit over

existing treatments for pediatric patients for one or more of the claimed indications, and the absence of adequate labeling could pose significant risks to pediatric patients.

(c)(1) An applicant may request a full waiver of the requirements of paragraph (a) of this section if the applicant certifies that:

(i) Necessary studies are impossible or highly impractical because, e.g., the number of such patients is so small or geographically dispersed, or

(ii) There is evidence strongly suggesting that the product would be ineffective or unsafe in all pediatric age groups.

(2) An applicant may request a partial waiver of the requirements of paragraph (a) of this section with respect to a specified pediatric age group, if the applicant certifies that:

(i) The product:

(A) Does not represent a meaningful therapeutic benefit over existing therapies for pediatric patients in that age group, and

(B) Is not likely to be used in a substantial number of patients in that age group, and

(C) The absence of adequate labeling could not pose significant risks to pediatric patients; or

(ii) Necessary studies are impossible or highly impractical because, e.g., the number of patients in that age group is so small or geographically dispersed, or

(iii) There is evidence strongly suggesting that the product would be ineffective or unsafe in that age group, or

(iv) The applicant can demonstrate that reasonable attempts to produce a pediatric formulation necessary for that age group have failed.

(3) FDA shall grant a full or partial waiver, as appropriate, if the agency finds that there is a reasonable basis on which to conclude that one or more of the grounds for waiver specified in paragraphs (c)(2) or (c)(3) of this section have been met. If a waiver is granted on the ground that it is not possible to develop a pediatric formulation, the waiver will cover only those pediatric age groups requiring that formulation. If a waiver is granted because there is evidence that the product would be ineffective or unsafe in pediatric populations, this information will be included in the product's labeling.

(d) If a manufacturer fails to submit a supplemental application containing the information or request for approval of a pediatric formulation described in paragraph (a) of this section within the time specified by FDA, the drug product may be considered misbranded or an

unapproved new drug or unlicensed biologic.

#### **PART 312—INVESTIGATIONAL NEW DRUG APPLICATION**

3. The authority citation for 21 CFR part 312 continues to read as follows:

**Authority:** 21 U.S.C. 321, 331, 351, 352, 353, 355, 357, 371; 42 U.S.C. 262.

4. Section 312.23 is amended by redesignating paragraph (a)(10)(iii) as paragraph (a)(10)(iv) and adding new paragraph (a)(10)(iii) to read as follows:

##### **§ 312.23 IND content and format.**

(a) \* \* \*

(10) \* \* \*

(iii) *Pediatric studies.* Plans for assessing pediatric safety and effectiveness.

\* \* \* \* \*

5. Section 312.47 is amended by revising paragraph (b)(1)(i) and the first sentence of paragraph (b)(1)(iv), by removing the fifth sentence of paragraph (b)(1)(v) and adding two sentences in its place, by revising the heading of paragraph (b)(2) and the second and last sentences of the introductory text of paragraph (b)(2), and by redesignating paragraph (b)(2)(iii) as paragraph (b)(2)(iv) and by adding new paragraph (b)(2)(iii) to read as follows:

##### **§ 312.47 Meetings.**

\* \* \* \* \*

(b) \* \* \*

(1) *End-of-Phase 2 meetings—(i) Purpose.* The purpose of an end-of-phase 2 meeting is to determine the safety of proceeding to Phase 3, to evaluate the Phase 3 plan and protocols and the adequacy of current studies and plans to assess pediatric safety and effectiveness, and to identify any additional information necessary to support a marketing application for the uses under investigation.

\* \* \* \* \*

(iv) *Advance information.* At least 1 month in advance of an end-of-Phase 2 meeting, the sponsor should submit background information on the sponsor's plan for Phase 3, including summaries of the Phase 1 and 2 investigations, the specific protocols for Phase 3 clinical studies, plans for any additional nonclinical studies, plans for pediatric studies, including a time line for protocol finalization, enrollment, completion, and data analysis, or information to support any planned request for waiver or deferral of pediatric studies, and, if available, tentative labeling for the drug. \* \* \*

(v) *Conduct of meeting.* \* \* \* The adequacy of the technical information to support Phase 3 studies and/or a

marketing application may also be discussed. FDA will also provide its best judgment, at that time, of the pediatric studies that will be required for the drug product and whether their submission will be deferred until after approval. \* \* \*

(2) *“Pre-NDA” and “pre-BLA” meetings.* \* \* \* The primary purpose of this kind of exchange is to uncover any major unresolved problems, to identify those studies that the sponsor is relying on as adequate and well-controlled to establish the drug's effectiveness, to identify the status of ongoing or needed studies adequate to assess pediatric safety and effectiveness, to acquaint FDA reviewers with the general information to be submitted in the marketing application (including technical information), to discuss appropriate methods for statistical analysis of the data, and to discuss the best approach to the presentation and formatting of data in the marketing application. \* \* \* To permit FDA to provide the sponsor with the most useful advice on preparing a marketing application, the sponsor should submit to FDA's reviewing division at least 1 month in advance of the meeting the following information:

\* \* \* \* \*

(iii) Information on the status of needed or ongoing pediatric studies.

\* \* \* \* \*

6. Section 312.82 is amended by revising the last sentence of paragraph (a) and by removing the second sentence of paragraph (b) and adding two sentences in its place to read as follows:

##### **§ 312.82 Early consultation.**

\* \* \* \* \*

(a) *Pre-investigational new drug (IND) meetings.* \* \* \* The meeting may also provide an opportunity for discussing the scope and design of phase 1 testing, plans for studying the drug product in pediatric populations, and the best approach for presentation and formatting of data in the IND.

(b) *End-of-phase 1 meetings.* \* \* \* The primary purpose of this meeting is to review and reach agreement on the design of phase 2 controlled clinical trials, with the goal that such testing will be adequate to provide sufficient data on the drug's safety and effectiveness to support a decision on its approvability for marketing, and to discuss the need for, as well as the design and timing of, studies of the drug in pediatric patients. For drugs for life-threatening diseases, FDA will provide its best judgment, at that time, whether pediatric studies will be required and whether their submission will be deferred until after approval. \* \* \*



**PART 314—APPLICATIONS FOR FDA APPROVAL TO MARKET A NEW DRUG OR AN ANTIBIOTIC DRUG**

7. The authority citation for 21 CFR part 314 continues to read as follows:

**Authority:** 21 U.S.C. 321, 331, 351, 352, 353, 355, 357, 371, 374, 379e.

8. Section 314.50 is amended by adding paragraph (d)(7) to read as follows:

**§ 314.50 Content and format of an application.**

\* \* \* \* \*

(d) \* \* \*

(7) *Pediatric use section.* A section describing the investigation of the drug for use in pediatric populations, including an integrated summary of the information (the clinical pharmacology studies, controlled clinical studies, or uncontrolled clinical studies, or other data or information) that is relevant to the safety and effectiveness and benefits and risks of the drug in pediatric populations for the claimed indications, a reference to the full descriptions of such studies provided under paragraphs (d)(3) and (d)(5) of this section, and information required to be submitted under § 314.55.

\* \* \* \* \*

9. Section 314.55 is added to subpart B to read as follows:

**§ 314.55 Pediatric use information.**

(a) *Required assessment.* Except as provided in paragraphs (b), (c), and (d) of this section, each application for a new active ingredient, new indication, new dosage form, new dosing regimen, or new route of administration shall contain data that are adequate to assess the safety and effectiveness of the drug product for the claimed indications in all relevant pediatric subpopulations, and to support dosing and administration for each pediatric subpopulation for which the drug is safe and effective. Where the course of the disease and the effects of the drug are sufficiently similar in adults and pediatric patients, FDA may conclude that pediatric effectiveness can be extrapolated from adequate and well-controlled studies in adults usually supplemented with other information obtained in pediatric patients, such as pharmacokinetic studies. Studies may not be needed in each pediatric age group, if data from one age group can be extrapolated to another. Assessments of safety and effectiveness required under this section for a drug product that represents a meaningful therapeutic benefit over existing treatments for pediatric patients must be carried out using appropriate formulations for each

age group(s) for which the assessment is required.

(b) *Deferred submission.* (1) FDA may, on its own initiative or at the request of an applicant, defer submission of some or all assessments of safety and effectiveness described in paragraph (a) of this section until after approval of the drug product for use in adults. Deferral may be granted if, among other reasons, the drug is ready for approval in adults before studies in pediatric patients are complete, or pediatric studies should be delayed until additional safety or effectiveness data have been collected. If an applicant requests deferred submission, the request must provide a certification from the applicant of the grounds for delaying pediatric studies, a description of the planned or ongoing studies, and evidence that the studies are being or will be conducted with due diligence and at the earliest possible time.

(2) If FDA determines that there is an adequate justification for temporarily delaying the submission of assessments of pediatric safety and effectiveness, the drug product may be approved for use in adults subject to the requirement that the applicant submit the required assessments within a specified time.

(c) *Waivers*—(1) *General.* FDA may grant a full or partial waiver of the requirements of paragraph (a) of this section on its own initiative or at the request of an applicant. A request for a waiver must provide an adequate justification.

(2) *Full waiver.* An applicant may request a waiver of the requirements of paragraph (a) of this section if the applicant certifies that:

(i) The drug product does not represent a meaningful therapeutic benefit over existing treatments for pediatric patients and is not likely to be used in a substantial number of pediatric patients;

(ii) Necessary studies are impossible or highly impractical because, e.g., the number of such patients is so small or geographically dispersed; or

(iii) There is evidence strongly suggesting that the drug product would be ineffective or unsafe in all pediatric age groups.

(3) *Partial waiver.* An applicant may request a waiver of the requirements of paragraph (a) of this section with respect to a specified pediatric age group, if the applicant certifies that:

(i) The drug product does not represent a meaningful therapeutic benefit over existing treatments for pediatric patients in that age group, and is not likely to be used in a substantial number of patients in that age group;

(ii) Necessary studies are impossible or highly impractical because, e.g., the number of patients in that age group is so small or geographically dispersed;

(iii) There is evidence strongly suggesting that the drug product would be ineffective or unsafe in that age group; or

(iv) The applicant can demonstrate that reasonable attempts to produce a pediatric formulation necessary for that age group have failed.

(4) *FDA action on waiver.* FDA shall grant a full or partial waiver, as appropriate, if the agency finds that there is a reasonable basis on which to conclude that one or more of the grounds for waiver specified in paragraphs (c)(2) or (c)(3) of this section have been met. If a waiver is granted on the ground that it is not possible to develop a pediatric formulation, the waiver will cover only those pediatric age groups requiring that formulation. If a waiver is granted because there is evidence that the product would be ineffective or unsafe in pediatric populations, this information will be included in the product's labeling.

(5) *Definition of "meaningful therapeutic benefit".* For purposes of this section and § 201.23 of this chapter, a drug will be considered to offer a meaningful therapeutic benefit over existing therapies if FDA estimates that:

(i) If approved, the drug would represent a significant improvement in the treatment, diagnosis, or prevention of a disease, compared to marketed products adequately labeled for that use in the relevant pediatric population. Examples of how improvement might be demonstrated include, for example, evidence of increased effectiveness in treatment, prevention, or diagnosis of disease, elimination or substantial reduction of a treatment-limiting drug reaction, documented enhancement of compliance, or evidence of safety and effectiveness in a new subpopulation; or

(ii) The drug is in a class of drugs or for an indication for which there is a need for additional therapeutic options.

(d) *Exemption for orphan drugs.* This section does not apply to any drug for an indication or indications for which orphan designation has been granted under part 316, subpart C, of this chapter.

10. Section 314.81 is amended by revising paragraph (b)(2)(i) and (b)(2)(vii), and by adding paragraph (b)(2)(vi)(c) to read as follows:

**§ 314.81 Other postmarketing reports.**

\* \* \* \* \*

(b) \* \* \*

(2) \* \* \*

(i) *Summary.* A brief summary of significant new information from the previous year that might affect the safety, effectiveness, or labeling of the drug product. The report is also required to contain a brief description of actions the applicant has taken or intends to take as a result of this new information, for example, submit a labeling supplement, add a warning to the labeling, or initiate a new study. The summary shall briefly state whether labeling supplements for pediatric use have been submitted and whether new studies in the pediatric population to support appropriate labeling for the pediatric population have been initiated. Where possible, an estimate of patient exposure to the drug product, with special reference to the pediatric population (neonates, infants, children, and adolescents) shall be provided, including dosage form.

\* \* \* \* \*

(vi) \* \* \*

(c) Analysis of available safety and efficacy data in the pediatric population and changes proposed in the labeling based on this information. An assessment of data needed to ensure appropriate labeling for the pediatric population shall be included.

(vii) *Status reports.* A statement on the current status of any postmarketing studies performed by, or on behalf of, the applicant. The statement shall include whether postmarketing clinical studies in pediatric populations were required or agreed to, and if so, the status of these studies, e.g., to be initiated, ongoing (with projected completion date), completed (including date), completed and results submitted to the NDA (including date). To facilitate communications between FDA and the applicant, the report may, at the applicant's discretion, also contain a list of any open regulatory business with FDA concerning the drug product subject to the application.

\* \* \* \* \*

## PART 601—LICENSING

11. The authority citation for 21 CFR part 601 is revised to read as follows:

**Authority:** 15 U.S.C. 1451–1461; 21 U.S.C. 321, 351, 352, 353, 355, 360, 360c–360f, 360h–360j, 371, 374, 379e, 381; 42 U.S.C. 216, 241, 262, 263.

12. Section 601.27 is added to subpart C to read as follows:

### § 601.27 Pediatric studies.

(a) *Required assessment.* Except as provided in paragraphs (b), (c), and (d) of this section, each application for a new active ingredient, new indication, new dosage form, new dosing regimen,

or new route of administration shall contain data that are adequate to assess the safety and effectiveness of the product for the claimed indications in all relevant pediatric subpopulations, and to support dosing and administration for each pediatric subpopulation for which the product is safe and effective. Where the course of the disease and the effects of the product are similar in adults and pediatric patients, FDA may conclude that pediatric effectiveness can be extrapolated from adequate and well-controlled effectiveness studies in adults, usually supplemented with other information in pediatric patients, such as pharmacokinetic studies. In addition, studies may not be needed in each pediatric age group, if data from one age group can be extrapolated to another. Assessments required under this section for a product that represents a meaningful therapeutic benefit over existing treatments must be carried out using appropriate formulations for the age group(s) for which the assessment is required.

(b) *Deferred submission.* (1) FDA may, on its own initiative or at the request of an applicant, defer submission of some or all assessments of safety and effectiveness described in paragraph (a) of this section until after licensing of the product for use in adults. Deferral may be granted if, among other reasons, the product is ready for approval in adults before studies in pediatric patients are complete, pediatric studies should be delayed until additional safety or effectiveness data have been collected. If an applicant requests deferred submission, the request must provide an adequate justification for delaying pediatric studies, a description of the planned or ongoing studies, and evidence that the studies are being or will be conducted with due diligence and at the earliest possible time.

(2) If FDA determines that there is an adequate justification for temporarily delaying the submission of assessments of pediatric safety and effectiveness, the product may be licensed for use in adults subject to the requirement that the applicant submit the required assessments within a specified time.

(c) *Waivers.*—(1) *General.* FDA may grant a full or partial waiver of the requirements of paragraph (a) of this section on its own initiative or at the request of an applicant. A request for a waiver must provide an adequate justification.

(2) *Full waiver.* An applicant may request a waiver of the requirements of paragraph (a) of this section if the applicant certifies that:

(i) The product does not represent a meaningful therapeutic benefit over existing therapies for pediatric patients and is not likely to be used in a substantial number of pediatric patients;

(ii) Necessary studies are impossible or highly impractical because, e.g., the number of such patients is so small or geographically dispersed; or

(iii) There is evidence strongly suggesting that the product would be ineffective or unsafe in all pediatric age groups.

(3) *Partial waiver.* An applicant may request a waiver of the requirements of paragraph (a) of this section with respect to a specified pediatric age group, if the applicant certifies that:

(i) The product does not represent a meaningful therapeutic benefit over existing therapies for pediatric patients in that age group, and is not likely to be used in a substantial number of patients in that age group;

(ii) Necessary studies are impossible or highly impractical because, e.g., the number of patients in that age group is so small or geographically dispersed;

(iii) There is evidence strongly suggesting that the product would be ineffective or unsafe in that age group; or

(iv) The applicant can demonstrate that reasonable attempts to produce a pediatric formulation necessary for that age group have failed.

(4) *FDA action on waiver.* FDA shall grant a full or partial waiver, as appropriate, if the agency finds that there is a reasonable basis on which to conclude that one or more of the grounds for waiver specified in paragraphs (c)(2) or (c)(3) of this section have been met. If a waiver is granted on the ground that it is not possible to develop a pediatric formulation, the waiver will cover only those pediatric age groups requiring that formulation. If a waiver is granted because there is evidence that the product would be ineffective or unsafe in pediatric populations, this information will be included in the product's labeling.

(5) *Definition of “meaningful therapeutic benefit”.* For purposes of this section, a product will be considered to offer a meaningful therapeutic benefit over existing therapies if FDA estimates that:

(i) If approved, the product would represent a significant improvement in the treatment, diagnosis, or prevention of a disease, compared to marketed products adequately labeled for that use in the relevant pediatric population. Examples of how improvement might be demonstrated include, e.g., evidence of increased effectiveness in treatment, prevention, or diagnosis of disease;



elimination or substantial reduction of a treatment-limiting drug reaction; documented enhancement of compliance; or evidence of safety and effectiveness in a new subpopulation; or

(ii) The product is in a class of products or for an indication for which there is a need for additional therapeutic options.

(d) *Exemption for orphan drugs.* This section does not apply to any product for an indication or indications for which orphan designation has been granted under part 316, subpart C, of this chapter.

13. Section 601.37 is added to subpart D to read as follows:

**§ 601.37 Annual reports of postmarketing pediatric studies.**

Sponsors of licensed biological products shall submit the following information each year within 60 days of

the anniversary date of approval of the license, to the Director, Center for Biologics Evaluation and Research:

(a) *Summary.* A brief summary stating whether labeling supplements for pediatric use have been submitted and whether new studies in the pediatric population to support appropriate labeling for the pediatric population have been initiated. Where possible, an estimate of patient exposure to the drug product, with special reference to the pediatric population (neonates, infants, children, and adolescents) shall be provided, including dosage form.

(b) *Clinical data.* Analysis of available safety and efficacy data in the pediatric population and changes proposed in the labeling based on this information. An assessment of data needed to ensure appropriate labeling for the pediatric population shall be included.

(c) *Status reports.* A statement on the current status of any postmarketing studies in the pediatric population performed by, or on behalf of, the applicant. The statement shall include whether postmarketing clinical studies in pediatric populations were required or agreed to, and if so, the status of these studies, e.g., to be initiated, ongoing (with projected completion date), completed (including date), completed and results submitted to the BLA (including date).

Dated: November 24, 1998.

**Michael A. Friedman,**

*Acting Commissioner of Food and Drugs.*

**Donna E. Shalala,**

*Secretary of Health and Human Services.*

[FR Doc. 98-31902 Filed 11-27-98; 8:45 am]

BILLING CODE 4160-01-P

# Exhibit 22

New Drug, Antibiotic, and Biological Drug Product  
Regulations; Accelerated Approval, 57 Fed. Reg. 58942  
(Dec. 11, 1992)



**DEPARTMENT OF HEALTH AND HUMAN SERVICES****Food and Drug Administration****21 CFR Parts 314 and 601**

[Docket No. 91N-0278]

RIN 0905-AD66

**New Drug, Antibiotic, and Biological Drug Product Regulations; Accelerated Approval**

AGENCY: Food and Drug Administration, HHS.

ACTION: Final rule.

**SUMMARY:** The Food and Drug Administration (FDA) is issuing final regulations under which the agency will accelerate approval of certain new drugs and biological products for serious or life-threatening illnesses, with provisions for any necessary continued study of the drugs' clinical benefits after approval or with restrictions on use, if necessary. These new procedures are intended to provide expedited marketing of drugs for patients suffering from such illnesses when the drugs provide meaningful therapeutic benefit compared to existing treatment. Accelerated approval will be considered in two situations: (1) When approval can be reliably based on evidence from adequate and well-controlled studies of the drug's effect on a surrogate endpoint that reasonably suggests clinical benefit or on evidence of the drug's effect on a clinical endpoint other than survival or irreversible morbidity, pending completion of studies to establish and define the degree of clinical benefits to patients; and (2) when FDA determines that a drug, effective for the treatment of a disease, can be used safely only if distribution or use is modified or restricted. Drugs or biological products approved under these procedures will have met the requisite standards for safety and effectiveness under the Federal Food, Drug, and Cosmetic Act (the act) or the Public Health Service Act (the PHS Act) and, thus, will have full approval for marketing.

**EFFECTIVE DATE:** January 11, 1993.

**FOR FURTHER INFORMATION CONTACT:** Marilyn L. Watson, Center for Drug Evaluation and Research (HFD-360), Food and Drug Administration, 7500 Standish Pl., Rockville, MD 20855, 301-295-8038.

**SUPPLEMENTARY INFORMATION:****I. Background**

In the Federal Register of April 15, 1992 (57 FR 13234), FDA published proposed procedures under which the

agency would accelerate approval of certain new drugs and biological products for serious or life-threatening illnesses, with provision for required continued study of the drugs' clinical benefits after approval or for restrictions on distribution or use, where those are necessary for safe use of the drugs. FDA provided 60 days for public comment, and, upon request, in the Federal Register of June 18, 1992 (57 FR 27202), extended the comment period for an additional 30 days until July 15, 1992. The final rule incorporates all of the provisions of the proposed rule and provides additional clarification regarding both timing and content of the submissions of promotional materials and regarding the nature of required postmarketing studies. The agency has added a new provision clarifying when certain postmarketing requirements of the rule will be terminated.

Highlights of the final rule are summarized below, followed by a summary and discussion of the comments.

**II. Highlights of the Final Rule**

This final rule establishes procedures under parts 314 and 601 (21 CFR parts 314 and 601) under which FDA will accelerate approval of certain new drugs and biological products for serious or life-threatening illnesses, with provision for required continued study of the drugs' clinical benefits after approval or for restrictions on distribution or use, where those are necessary for safe use of the drugs. These procedures are intended to provide expedited marketing of drugs for patients suffering from such illnesses when the drugs provide meaningful therapeutic advantage over existing treatment. The preamble of the proposed rule (57 FR 13234) provides a description of other mechanisms available to facilitate access, speed development, and expedite review of therapeutic products (e.g., treatment investigational new drug applications (IND's), subpart E, parallel track). Where appropriate, these mechanisms can be utilized in concert with accelerated approval. The major provisions of the final rule are as follows:

**A. Scope**

The new procedures apply to certain new drug, antibiotic, and biological products used in the treatment of serious or life-threatening diseases, where the products provide meaningful therapeutic advantage over existing treatment (21 CFR 314.500 and 601.40).

**B. Criteria for Approval**

Accelerated approval will be considered in two situations: (1) When approval can be reliably based on evidence of the drug's effect on a surrogate endpoint that reasonably suggests clinical benefit or on evidence of the drug's effect on a clinical endpoint other than survival or irreversible morbidity, pending completion of studies to establish and define the degree of clinical benefits to patients; and (2) when FDA determines that a drug, effective for the treatment of a disease, can be used safely only if distribution or use is modified or restricted. Drugs or biological products approved under this final rule will have met the requisite standards for safety and effectiveness under the act or the PHS Act and, thus, will have full approval for marketing (21 CFR 314.510, 314.520, 601.41, and 601.42). Ordinarily, products used to treat serious or life-threatening illnesses, for which approval is based on a surrogate endpoint that is recognized as validated by definitive studies, will be considered for approval under the traditional process rather than under accelerated approval.

**C. Postmarketing Studies**

Where a drug's approval under these provisions is based on a surrogate endpoint or on an effect on a clinical endpoint other than survival or irreversible morbidity, the applicant will be required to conduct clinical studies necessary to verify and describe the drug's clinical benefit and to resolve remaining uncertainty as to the relation of the surrogate endpoint upon which approval was based to clinical benefit, or the observed clinical benefit to ultimate outcome. The requirement for any additional study to demonstrate actual clinical benefit will not be more stringent than those that would normally be required for marketing approval; it is expected that the studies will usually be underway at the time of approval. The proposed regulations have been revised to clarify that required postmarketing studies must also be adequate and well-controlled (21 CFR 314.510 and 601.41).

**D. Restrictions on Use After Marketing**

FDA may grant marketing approval of a drug or biological product shown to be effective where safe use can only be assured if distribution or use is restricted. Under this final rule, FDA may: (1) Restrict distribution to certain facilities or to physicians with special training or experience, or (2) condition distribution on the performance of



specified medical procedures. The restrictions on use will be tailored to the specific safety issue raised by the particular drug or biological product and agreed to by the applicant at the time of approval (21 CFR 314.520 and 601.42). FDA expects that the imposition of these restrictions on distribution will be rare.

#### *E. Promotional Materials*

The final rule requires submission of planned promotional materials, including promotional labeling and advertisements, both prior to approval (reflecting the initial campaign), and following approval, unless informed by the agency that such submission is no longer necessary, at least 30 days before the intended time of initial dissemination of the promotional labeling or initial publication of the advertisement (21 CFR 314.550 and 601.45).

#### *F. Withdrawal of Approval*

The final rule establishes an expedited procedure for the withdrawal of approval if: (1) Postmarketing clinical studies fail to verify clinical benefit; (2) the applicant fails to perform the required postmarketing study with due diligence; (3) use after marketing demonstrates that postmarketing restrictions are inadequate to ensure safe use of the drug or biological product; (4) the applicant fails to adhere to the postmarketing restrictions agreed upon; (5) the promotional materials are false or misleading; or (6) other evidence demonstrates that the drug or biological product is not shown to be safe or effective under its conditions of use (21 CFR 314.530 and 601.43).

#### *G. Termination of Requirements*

In response to comments, the final rule provides that the requirements set forth in §§ 314.520, 314.530, and 314.550 for new drugs and antibiotics and §§ 601.42, 601.43, and 601.45 for biological products ordinarily will terminate when FDA determines that the results of required postmarketing studies have demonstrated that the drug or biological product has clinical benefit, or, where restrictions on distribution or use have been imposed, when FDA determines that safe use of the drug or biological product can be ensured without such restrictions, e.g., through appropriate labeling. FDA will notify the applicant when these requirements no longer apply (21 CFR 314.560 and 601.46).

#### *III. Effective Date*

This regulation will become effective on January 11, 1993.

#### *IV. Comments on the Proposed Rule*

FDA received 54 comments on the proposed rule. The comments came from individuals, specific disease organizations, universities, pharmaceutical manufacturers, trade associations, health professionals, and professional societies. The comments reflect broad support and acceptance of the goal of expediting the approval of drugs intended for the treatment of serious and life-threatening illnesses. A number of comments asked that the proposal be finalized expeditiously without change. Many comments posed specific questions and raised important concerns.

##### *A. General Comments*

1. One comment suggested that the term "conditional approval" was less confusing and ambiguous than the term "accelerated approval." The comment also referred to the statement in the proposal that "Drugs \* \* \* approved under this proposal will have met the requisite standards \* \* \* under the (act)" and argued that because postmarketing conditions may be imposed, this statement can only be read to say that the requisite standards under the act can only be met by a lower standard of evidence in hand, combined with assurance that further evidence will be obtained.

Another comment expressed concern that the proposal appears to establish a standard for the evaluation of drug product effectiveness that is inconsistent with the substantial evidence requirement of section 505(d) of the act (21 U.S.C. 355(d)), which means "evidence consisting of adequate and well-controlled investigations, including clinical investigations, by experts qualified by scientific training and experience to evaluate the effectiveness of the drug involved, on the basis of which it could fairly and responsibly be concluded by such experts that the drug will have the effect it purports or is represented to have under the conditions of use prescribed, recommended, or suggested in the labeling or proposed labeling \* \* \*." The comment argued that, with few exceptions, the agency has consistently interpreted the "substantial evidence" requirement as an instruction that determinations of effectiveness be based on data unambiguously reflecting the clinical status of subjects evaluated under controlled conditions in bona fide clinical experiments. In the absence of compelling empirical evidence documenting that a drug-induced change in a surrogate measure reliably and consistently predicts improved

clinical outcome, a surrogate indicator is no more than a hypothetical construct. The comment asserted that the proposed rule's endorsement of the use of unvalidated surrogate endpoints, therefore, appears to represent a significant departure from traditional agency interpretations of "substantial evidence" within the meaning of the act because it allows belief rather than evidence to serve as the basis for a conclusion about the effectiveness of a new drug.

Three comments asserted that the new regulations are not needed to approve drugs intended to treat serious or life-threatening illnesses. Two comments cited FDA's approval, without new regulations, of didanosine (formerly called ddi) and zalcitabine (formerly called ddc) in combination with zidovudine (formerly called AZT) based on a surrogate marker, i.e., an increase in CD4 cell counts and the "subpart E" procedures at 21 CFR part 312, which address the need for expediting the development, evaluation, and marketing of new therapies intended to treat life-threatening or severely debilitating illnesses as examples of existing mechanisms for the expedited approval of important new drugs. One comment argued that the act requires that drugs be shown to be "safe" and "effective," and proof of effectiveness is not limited by the act to demonstration of an effect on "survival or irreversible morbidity," as the proposed rule seems to assume. The comment further argued that FDA has considerable statutory discretion to define what type of data constitutes proof of effectiveness, and demonstration of an effect on a surrogate marker is one type of such proof.

The agency believes that what the procedures are called is much less important than what the procedures are. The shorthand term selected by the agency reflects the intent of the rule, especially that part related to use of surrogate markers, which is to make drugs that provide meaningful improvement over existing therapies for serious illnesses widely available (through marketing) at the earliest time consistent with the law. The essence of the proposal is thus acceleration, not the imposition of conditions. Approval under these procedures is dependent on compliance with certain additional requirements, such as timely completion of studies to document the expected clinical benefit. The evidence available at the time of approval under this rule will meet the statutory standard, in that there must be evidence from adequate and well-controlled studies showing that the drug will have



the effect it is represented to have in its labeling. That effect will, in this case, be an effect on a surrogate endpoint that is reasonably likely to predict a clinical benefit and labeling will refer to the effect on the surrogate, not to effect on clinical outcome.

While the act does not refer to particular endpoints or state a preference for clinical, as opposed to surrogate, endpoints, it is well established that the effect shown in well-controlled studies, must, in the judgment of the agency, be clinically meaningful. Moreover, the safety standard in the act, that a drug must be shown to be safe for its intended use, implies a risk/benefit judgment. The effect shown must be such as to outweigh the risks of the treatment under the conditions of use. Approval under this rule requires, therefore, that the effect shown be, in the judgment of the agency, clinically meaningful, and of such importance as to outweigh the risks of treatment. This judgment does not represent either a "lower standard" or one inconsistent with section 505(d) of the act, but rather an assessment about whether different types of data show that the same statutory standard has been met.

Approval based on surrogate endpoints is not new, although the issue has not previously been considered in regulations. The agency has, in a number of instances, approved drugs based on surrogate endpoints. For example, drugs for hypertension have been approved based on their effects on blood pressure rather than on survival or stroke rate. Similarly, drugs for hypercholesterolemia have been approved based on effects on serum cholesterol rather than on coronary artery disease (angina, heart attacks). But, in those cases there was very good evidence from clinical trials (in the case of hypertension) and from epidemiologic and animal studies (in the case of hypercholesterolemia) that improving the surrogate would lead to or is associated with the desired effects on morbidity and mortality. Even so, there is still today considerable debate about who will benefit from cholesterol lowering. Controlled trials assessing effects on clinical endpoints of morbidity and mortality from use of cholesterol-lowering drugs have been, and are being, conducted.

Reliance on a surrogate endpoint almost always introduces some uncertainty into the risk/benefit assessment, because clinical benefit is not measured directly and the quantitative relation of the effect on the surrogate to the clinical effect is rarely known. The expected risk/benefit

relationship may fail to emerge because: (1) The identified surrogate may not in fact be causally related to clinical outcome (even though it was thought to be) or (2) the drug may have a smaller than expected benefit and a larger than expected adverse effect that could not be recognized without large-scale clinical trials of long duration. Reliance on surrogate markers therefore requires an additional measure of judgment, not only weighing benefit versus risk, as always, but also deciding what the therapeutic benefit is based upon the drug effect on the surrogate.

The sections of the final rule that address approval based upon a drug effect on a surrogate endpoint specifically clarify the regulatory approval criteria when the agency relies on a surrogate endpoint that, while "reasonably likely" to predict clinical benefit, is not so well established as the surrogates ordinarily used as bases of approval in the past. Postmarketing studies required to verify and describe actual clinical benefits would also be required to be adequate and well-controlled studies. Sections 314.510 and 601.41 have been revised to clarify this point. If, on completion of required postmarketing studies, the effect on the surrogate is not shown to correspond to a favorable effect on clinical benefit, the rule provides an expedited means of removing the drug from the market.

Approval of didanosine and zalcitabine under current procedures does not show that the rule is of no value. Although approval did rely on a surrogate endpoint that is of the kind specifically addressed by the rule, the fact that studies to define clinical benefit were nearly complete and were being conducted under the auspices of the National Institute of Allergy and Infectious Diseases made it less crucial to have additional guarantees that such studies would be conducted promptly. Moreover, the sponsors of didanosine and zalcitabine agreed prior to approval to expedited withdrawal of the drug from the market if benefit were not shown. The provisions of the final rule will ensure that appropriate safeguards exist for timely generation of data on actual clinical benefit, for appropriate promotional information about labeled indications, and for prompt withdrawal of the drug from the market if clinical benefit is not confirmed.

2. Pointing to a statement in the preamble to the proposed rule that it is in the public interest to make promising new treatments available at the earliest possible point in time for use in life-threatening and serious illnesses, one comment expressed concern that the proposed rule may lead to the marketing

of large numbers of clinically ineffective, but pharmacologically active, drugs and this may not be in the interest of the public health. The comment argued that early access to so-called "promising" drugs is not the same as early access to safe and effective drugs, and the number of potential markers that may be advanced as surrogates of clinical outcome is exceedingly large. The comment suggested that it may be more appropriate to seek adoption of the proposed requirements through an amendment to the act.

FDA agrees with the contention that providing people who have serious or life-threatening illnesses with numerous clinically ineffective drugs would not be helpful. However, the agency does not agree that the rule can be expected to have this result. Although studies using surrogate endpoints may provide less assurance of clinical benefit than studies using clinical endpoints, FDA believes compliance with all of the elements of the accelerated approval program will not result in the marketing of large numbers of clinically ineffective drugs. The new procedures apply to a limited group of circumstances, namely, to drugs intended for serious or life-threatening illnesses when the drugs provide a meaningful therapeutic benefit over existing therapy. Reliance on a surrogate endpoint is not equivalent to reliance on any evidence of pharmacologic activity. The endpoint must be reasonably likely, based on epidemiologic, therapeutic, pathophysiologic, or other evidence, to predict clinical benefit.

Whether a given endpoint is, in fact, reasonably likely to predict clinical benefit is inevitably a matter of judgment. FDA, using available internal and external expertise, will have to make informed judgments in each case presented, just as it does now. The agency acknowledges that there are well-recognized reasons for caution when surrogate endpoints are relied on. Certain putative surrogates have ultimately been shown not to correspond to clinical benefit. Perhaps the most noteworthy example is the failure of antiarrhythmic agents in the Cardiac Arrhythmia Suppression Trial (CAST) to improve survival by depressing ventricular ectopic beats; effective suppression of ectopic beats was associated with increased mortality.

A sponsor must persuasively support the reasonableness of the proposed surrogate as a predictor and show how the benefits of treatment will outweigh the risks. Such presentations are likely to be persuasive only when the disease to be treated is particularly severe (so



that considerable risk is acceptable) and/or when the surrogate endpoint is well supported. In addition, it will be the sponsor's clear obligation to resolve any doubts as to clinical value by carrying out definitive studies.

FDA does not agree that it would be more appropriate to seek an amendment to the act than to adopt the proposed requirements. As discussed in the preamble to the proposed rule as well as elsewhere in this preamble to the final rule, existing provisions of the act and the PHS Act authorize promulgation of the requirements in the final regulations.

3. One comment expressed concern that because the proposed rule would establish conditions on a drug's approval, third-party payors may decline reimbursement because the so-called approval would have attributes of investigational status.

The agency expects that, because drugs approved under the accelerated approval process meet the statutory standards for safety and effectiveness, they would be eligible for reimbursement under State Medicaid programs or other third-party plans. Drug products granted accelerated approval will not be, under the law, investigational, as suggested by the comment.

4. One comment asked if all drugs considered for accelerated approval must be reviewed by an advisory committee. The comment stated that because advisory committees meet infrequently, waiting for the next meeting may slow down the approval process.

FDA is not required to consult with an advisory committee before approving an application under these accelerated approval regulations, or any other regulation. However, FDA intends to consult the appropriate committee in most instances. Advisory committee meetings can usually be scheduled to avoid significant delays in the review process. The agency will consider any request by an applicant for referral of the application to an advisory committee.

#### B. Scope

5. Four comments asked for further clarification of what diseases are covered by the rule. One comment stated that the terms "serious," and "life-threatening," are defined in the proposal by reference to 21 CFR 312.34, followed by a brief statement explaining the role of judgment and examples of diseases that are currently judged to be

serious. The comment asked that FDA also describe: (1) Diseases that are not currently included in the category of "serious," (2) examples of diseases that are currently judged "life-threatening," and (3) examples of diseases that are not currently included in the category "life-threatening."

One comment contended that the statement in the preamble that "seriousness of a disease is a matter of judgment, but generally is based on its impact on such factors as survival, day-to-day functioning, or the likelihood that the disease, if left untreated, will progress from a less severe condition to a more serious one" too narrowly limits diseases covered by the proposed rule (57 FR 13234 at 13235). The comment argued that some "less severe" diseases, even if treated, may progress to a more serious state, and that these diseases should also be covered by the rule. On the other hand, two comments argued that the language in the preamble that classifies diseases as "serious" was overly broad and subjective and far too large a number of illnesses could be eligible as being "serious."

FDA discussed the meaning of the terms "serious" and "life-threatening" in its final rules on "treatment IND's" (52 FR 19466 at 19467, May 22, 1987) and "subpart E" procedures (54 FR 41516 at 41518-41519, October 21, 1988). The use of these terms in this rule is the same as FDA defined and used the terms in those rulemakings. It would be virtually impossible to name every "serious" and "life-threatening" disease that would be within the scope of this rule. In FDA's experience with "treatment IND's" and drugs covered by the "subpart E" procedures there have not been problems in determining which diseases fall within the meaning of the terms "serious" and "life-threatening," and FDA would expect no problems under this accelerated approval program. The likelihood of progression to a serious condition with available treatments would also be considered in assessing whether the disease is within the scope of the final rule. The preamble to the proposed rule (57 FR 13234 at 13235) referred to chronic illnesses that are generally well managed by available therapy, but can have serious outcomes for certain populations or in some or all of their phases. Applicants are encouraged to consult with FDA's reviewing divisions early in the drug development process if they have questions about whether their specific product is within the scope of this rule.

The concerns expressed in these and other comments about considering too many illnesses eligible for consideration under the accelerated approval procedures may arise from the underlying fear that reliance on surrogate endpoints will become routine, the "normal" way drugs are brought to the market. This fear is groundless. The vast majority of drugs are directed at symptomatic or short-term conditions (pain, heart failure, acute infections, gastrointestinal complaints) whose response to drugs, if it occurs, is readily measured and where there is no need to consider or accept surrogate endpoints. Surrogates, with few exceptions, are of interest in the following situations: (1) Where the clinical benefit, if there is one, is likely to be well in the future; and (2) where the implications of the effect on the surrogate are great because the disease has no treatment at all or the drug seems to treat people with no alternative (e.g., because they cannot tolerate the usual effective treatment). In the first case, great care is needed, and would be given, as there would generally be no experience linking an effect on the surrogate to clinical success, and there have been conspicuous examples of lack of linkage (CAST, referred to above; drugs that increase cardiac output in patients with heart failure but that decrease survival; imperfect agreement of effects on coronary artery patency and effects on survival in patients with myocardial infarction; lack of beneficial effect on bone fracture rate despite favorable effects on bone density in patients with osteoporosis). FDA and outside experts will be aware of these examples as proposed surrogates are considered. The implications are especially great when considering prophylactic therapy, i.e., treatments to prevent chronic illness (coronary artery disease, cancer), in an essentially well population. In the second case, there will generally have been experience (with the standard therapy) to evaluate in considering linkage of the surrogate to benefit; this was, for example, the case with didanosine, where evidence from zidovudine studies of the relationship of an effect on CD4 lymphocytes and clinical outcome could be assessed. Similarly, there is considerable experience to show that durable complete responses in many cancers correspond to improved survival, so that an agent inducing them in refractory illness or in primary



disease that had previously been poorly responsive would generally be seen as reasonably likely to provide a clinical benefit.

6. One comment stated that epilepsy is a serious and life-threatening condition and asked that it be included within the scope of the proposal. The preamble cited, among other illnesses, depression and psychoses as examples of chronic illnesses that can have serious outcomes even if they are generally well managed. One comment asserted that neither depression nor psychosis is a disease, nor is either one serious or life-threatening. The comment stated that depression and psychosis are diagnoses. The comment urged the agency to remove them from the definition of life-threatening "illnesses" or "diseases."

With respect to epilepsy, FDA notes that in the "treatment IND" final rule (52 FR 19466 at 19467, May 22, 1987), the agency listed "certain forms of epilepsy" as an example of a disease or stage of disease that would normally be considered "serious." Certain forms of epilepsy may also be considered "serious" under the accelerated approval program. It is unlikely, however, that a surrogate endpoint would be utilized in such a case, as seizure frequency, a clinical endpoint, is readily measured.

FDA's reference to depression and psychoses was intended to give examples of conditions or diseases that can be serious for certain populations or in some or all of their phases. While drugs for the treatment of depression and psychosis would be examples of those that could be covered by the accelerated approval program, it is not the use of surrogate endpoints that would be expected; the symptoms and signs of these diseases are readily studied. On the other hand, some of these drugs have been quite toxic (e.g., clozapine for refractory psychoses) and might be considered for approval with restrictions to ensure safe use.

7. Two comments asked how FDA will decide that a drug is eligible for accelerated approval. One comment asserted that the decision should be an option for the applicant to consider, not a decision for FDA to make unilaterally. Pointing to a statement in the preamble (57 FR 13234 at 13235) that FDA reserves the right not to apply accelerated approval procedures when it believes in good faith that the drug's foreseeable use is reasonably likely to be outside the scope of "life-threatening diseases without meaningful therapeutic benefit over existing therapy," the comments argued that, if there are patients with life-threatening conditions

that can benefit from expedited approval, the needs of the patients should determine the procedures used to approve the drug. One comment contended that applicants of products considered candidates for accelerated approval may have their drug or biological product "forced" into the accelerated approval process and be forced to conduct a program of studies to substantiate that surrogate endpoints actually predict significant clinical benefits.

The medical reviewing divisions within FDA's Center for Drug Evaluation and Research (CDER) and Center for Biologics Evaluation and Research (CBER) will determine the type of regulatory review that FDA may apply to an application. FDA encourages sponsors to meet with FDA early in the drug development process to discuss the applicability of the accelerated approval program to their product; however, FDA reserves the discretion to determine whether these procedures are applicable to a specific product.

With respect to the preamble statement cited by one comment, the comment misreads the preamble statement, which does not say that FDA will, in all cases, apply FDA's traditional approval mechanisms rather than this accelerated process for drugs where a majority of the drug's foreseeable uses are outside the scope of "life-threatening" diseases without meaningful therapeutic benefit over existing therapy. The statement merely informs applicants that FDA will consider the possible impact of widespread use of a drug for uses other than the one supporting accelerated approval; drugs approved under this program would often have only small safety data bases so that widespread off-label use might have serious implications. The agency does not believe that such a situation would regularly lead to exclusion from these provisions.

FDA does not agree that applicants seeking approval to market drug and biological products that would be candidates for accelerated approval will be forced to use the accelerated approval mechanism. It is true, however, that some proposed surrogate endpoints would not be considered acceptable bases for approval without assurance that the clinical studies to show clinical benefit will be conducted. A sponsor that wishes the application to be considered under the traditional approval process may request and receive such consideration.

The agency wishes to clarify the circumstances in which the accelerated

approval regulations will apply. Sections 314.500 and 601.40 describe aspects of the scope of these regulations. Moreover, these regulations are intended to apply to applications based on surrogate endpoints whose validity is not fully established, to applications based on clinical endpoints that leave unanswered major questions about the product's effect on ultimate outcome, and to applications for products whose safe and effective use requires limitations on distribution or use. In all other situations, accelerated approval requirements will not apply.

Where approval is based on a surrogate endpoint that is accepted as validated to predict or correlate with clinical benefit, the product will be considered under the traditional process, and the postmarketing requirements under accelerated approval will not apply. Approvals of products for serious or life-threatening illnesses based on clinical endpoints other than survival or irreversible morbidity will usually also be considered under traditional procedures. Approvals based on such clinical endpoints will be considered under the accelerated approval regulations only when it is essential to determine effects on survival or irreversible morbidity in order to confirm the favorable risk/benefit judgment that led to approval.

Applications for products for serious or life-threatening illnesses that provide a meaningful therapeutic benefit over existing therapy will receive a priority rating and expedited review, even when not considered under the accelerated approval procedures.

The agency also wishes to clarify that whenever an application is approved under § 314.510 or § 601.41, postmarketing studies confirming the product's clinical benefit will thus be required. Therefore, in order to eliminate potential confusion, the agency has amended §§ 314.510 and 601.41 to clarify these points.

FDA also recognizes that over time a particular surrogate, once acceptable as a basis for approval only under the accelerated approval regulations, could become recognized as validated by definitive studies (just as high blood pressure, for example, over time became validated as a surrogate with clinical significance). In such cases, a future application relying on such a surrogate would not require postmarketing studies confirming the surrogate's clinical benefit and the application would be considered under traditional procedures.

8. Two comments asked for clarification of the phrase "meaningful



therapeutic benefit over existing therapy" as used in the description of what drugs the accelerated approval program should apply to. Specifically, pointing to an example described in the preamble that a new therapy would be eligible for accelerated approval if there was "a clear improvement" over existing therapy in being more effective or better tolerated, one comment urged FDA to clarify the meaning of "clear improvement" to discourage applicants of "me-too" products from wasting the agency's time and resources by applying for accelerated approval of such products. The comment also asked that FDA specify that if a new drug is approved under the accelerated approval provisions because the drug exhibits a "clear improvement" over an existing drug that was also granted accelerated approval, then specific restrictions will be placed on the prior approved drug to limit its use only to patients who cannot tolerate the new drug, or whose physicians assess that a change to the new drug might involve significant risks to the patient that outweigh the benefits. One comment asked that the term "meaningful therapeutic benefit over existing therapy" be interpreted and consistently applied to both drugs and biological products.

FDA believes that the examples given to help clarify the phrase "meaningful therapeutic benefit over existing therapy" (ability to treat unresponsive or intolerant patients or improved response compared to available therapy) are readily understood illustrations of the intent of the requirement. A drug that is essentially the same as available treatment (what the comment refers to as a "me too" drug) will not have a credible claim to a meaningful therapeutic benefit over that existing treatment and this should be easily detected.

With respect to restricting use of a drug previously approved under accelerated approval procedures when a new drug granted accelerated approval is a clear improvement over the prior approved drug, this would rarely be appropriate. Although, in some instances, certain therapies are identified as "second-line," this requires essentially unequivocal evidence of an advantage of alternative therapy, not likely on the basis of a surrogate endpoint. Labeling for both drugs will be accurate, however, allowing physicians to prescribe both the newly approved drug and the prior drug properly.

9. One comment asked if a change in the route of administration would be

considered as a meaningful benefit and within the scope of the proposal.

A change in the route of administration may be a candidate for accelerated approval depending upon the particular evidence presented.

10. One comment asked if subpart E drugs currently under investigation will be considered for accelerated approval. The comment assumed that new drug applications (NDA's) and supplemental NDA's considered for accelerated approval will have the highest priority for review.

Subpart E drugs will be considered for accelerated approval if they satisfy both eligibility criteria for accelerated approval, i.e., if they are being developed for the treatment of serious or life-threatening illnesses and the products will provide meaningful therapeutic benefits to patients over existing treatment. As discussed above, applicants should consult with FDA early in the development process to determine the nature of the regulatory review. Early consultations are a critical part of subpart E procedures. Drugs being reviewed under accelerated approval procedures will receive high priority review. However, applications for drugs for acquired immunodeficiency syndrome (AIDS) and human immunodeficiency virus (HIV)-related conditions will receive the highest priority review.

#### C. Criteria for Approval

11. Two comments expressed concern that the proposal did not provide enough detail on what constitutes an appropriate surrogate endpoint. One comment recommended that FDA adopt specific criteria for what constitutes an appropriate surrogate endpoint. The comment suggested that such criteria should include: (1) The surrogate endpoint must be biologically plausible in that it must be consistent with what is known about the pathophysiology and pathogenesis of the disease; (2) the surrogate endpoint must be present or abnormal in a large percentage of people who have the disease; (3) the surrogate endpoint must be a good predictor of the disease progression and should correlate closely with the significant clinical endpoint; (4) there should be a correlation between the quantitative aspect of the surrogate endpoint and the progression of the disease (e.g., the more severe the disease, the more deviant the surrogate endpoint from normal); (5) the regression of the surrogate endpoint should be significantly associated with clinical improvement (e.g., those with the greatest improvement in the surrogate endpoint should also show the greatest clinical effects); conversely, the

lack of regression of the surrogate endpoint should be commonly associated with a lack of clinical improvement; and (6) the incidence of regression or improvement in the surrogate endpoint should be significantly greater in treated than untreated patients.

One comment asked if the use of microalbuminuria data is a surrogate for diabetic nephropathy and if all drugs relying on surrogate endpoints would be eligible for accelerated approval, e.g., an angiotensin receptor antagonist with potential utility for treatment of congestive heart failure. The comment also asked what would happen if postmarketing studies demonstrate beneficial changes of surrogate endpoints but not beneficial clinical endpoints. The comment also asked if FDA will consider publishing guidelines on which surrogate endpoints would be appropriate for the diseases that may be affected by the proposed rule. Another comment expressed the belief that there is no evidence that surrogate endpoints are necessarily good indicators of therapeutic benefit. The comment stated that a drug may have an effect on a surrogate endpoint, but will not make any clinical difference because the advanced stage of the patient's disease precludes any effective therapy or the surrogate marker is not synchronous with the patient's clinical condition.

Another comment asserted that the requirement to base an approval on a surrogate endpoint that is "reasonably likely, based on epidemiologic, therapeutic, pathophysiologic, or other evidence, to predict clinical benefit other than survival or irreversible morbidity" is not restrictive enough to assure adequate consumer protection. Terms like "reasonably likely" and "or other evidence" allow drug manufacturers too much latitude for claiming that there is a correlation between surrogate endpoints affected by their drugs and clinical endpoints. The comment argued that until a correlation between a surrogate endpoint and a clinical endpoint has been established, a particular surrogate endpoint should only be used to approve subsequent drugs, without adequate clinical evidence, if there is a very strong effect of the drug on the surrogate marker or, if the effect is not sufficiently strong, there is an additional surrogate marker which corroborates the results of the first.

FDA intends to publish informal guidance concerning surrogate endpoints, but does not believe specific requirements for an appropriate surrogate should be specified by



regulation. Any given specifications may not be applicable to a particular case. For example, the thoughtful suggested criteria supplied by the comment would rarely, if ever, be applicable to the first effective drug for a disease, because criterion 5 requires that regression of the surrogate endpoint be associated quantitatively with clinical improvement. If there had never been effective treatment, this would never be known. Yet the surrogate could be persuasive on other grounds, such as a well-documented etiologic relation. In general, it is likely that one or another strongly supportive piece of evidence might outweigh gaps in other areas.

In developing informal guidance on surrogate endpoints, FDA will consider the suggestions in this comment. Interested persons will have an opportunity to comment on any guidance documents in this area developed by the agency. In some cases, new or revised drug class, or disease-specific, clinical guidelines may refer to surrogate endpoints. FDA is not prepared, at this time, to comment on the acceptability of an endpoint that it has not specifically considered, e.g., microalbuminuria.

The final regulations make it clear that not all drugs submitted for approval based on surrogate endpoint data are eligible for accelerated approval (§§ 314.500 and 601.40). The drug in question must be for a serious or life-threatening condition and must provide meaningful therapeutic benefit over existing therapy. In the case of an angiotensin receptor antagonist posed by the comment, there is existing documented life-prolonging treatment for congestive heart failure. An application for a new agent, to be eligible for accelerated approval, would have to show potential benefit over available therapy as well as identify a reasonable surrogate endpoint. This is problematic since no accepted surrogate endpoint for studies to treat congestive heart failure has been identified to date. For example, some drugs with favorable effects on hemodynamic measures in heart failure patients have been clinically ineffective.

The regulations are clear in requiring that, for drugs approved under these provisions based on surrogate endpoints, the postmarketing studies must show clinical benefit, not just the previously shown effect on the surrogate (§§ 314.510, 314.530, 601.41, and 601.43).

Surrogates, or proposed surrogates, are not always good, nor necessarily bad, indicators of therapeutic benefit and must be judged on a case-by-case basis. Even very good surrogates may

not be perfect: Blood pressure lowering has been a better predictor of effect on stroke than on coronary artery disease, cholesterol lowering has had a clearer effect on coronary artery disease than on survival. Moreover, a surrogate may be persuasive for a phase of disease with short expected survival but much less so in an earlier phase of the disease. Caution is always appropriate in evaluating surrogate endpoints and the particular therapeutic setting should always be considered. The agency believes that the evaluation of surrogate endpoint data and the safeguards built into these accelerated approval procedures will provide adequate consumer protection.

12. One comment expressed concern that if there is no accepted surrogate endpoint, an applicant's only option is to conduct a study using some clinical event as an endpoint, which may result in long, large studies that delay approval to the detriment of patients and sponsors. One comment suggested as an alternative that FDA permit approval of a drug based on a study using a clinical endpoint, but accept a less rigorous standard of statistical significance, e.g., 0.20 or 0.15 instead of 0.05. The comment further suggested that the sponsor could then complete postmarketing studies to establish statistical significance at conventional levels. The comment argued that this alternative is totally consistent with FDA's willingness to accept greater uncertainty in approving drugs for serious and life-threatening illnesses.

The intent of the rule is to allow FDA to utilize a particular kind of evidence, an effect on a surrogate endpoint, as a basis for approval, and, where appropriate, to ensure that remaining doubts about the relationship of the effect on the surrogate to clinical benefit are resolved by additional adequate and well-controlled studies with clinical endpoints. The rule is not intended to place into the market drugs with little evidence of usefulness. Although there is no statutory requirement for significance testing of any particular value, there are well-established conventions for assessing statistical significance to support the statutorily required conclusion that the well-controlled studies have demonstrated that a drug will have the effect it is represented to have. There is nothing about serious or life-threatening diseases that make them uniquely difficult to study. A meaningful effect on survival or morbidity where there is no effective therapy should be readily discerned. Such studies need be long and large only when the effect is small or difficult to detect. In that event,

proper assessment of benefit, and valid weighing of its relation to risk, is especially critical.

13. One comment asked that FDA clarify that one study could be the basis of approval and that one postmarketing study should be all that is needed to establish the link between the endpoint used for approval and some relevant clinical benefit.

FDA interprets the statute, and good science, as requiring at least two adequate and well-controlled studies to establish effectiveness. In some instances, drugs have been approved on the basis of a single well-controlled study; this has been done where the study was of excellent design, showed a high degree of statistical significance, involved multiple study centers, and showed some evidence of internal replicability, e.g., similar effects in major study subsets. FDA encourages applicants to discuss with FDA early in a drug's development the basis for the applicant's choice of a specific endpoint and, where applicable, the basis for its belief that a single study would be a sufficient basis for approval. With respect to postmarketing studies, FDA anticipates that the requirement will usually be met by studies already underway at the time of approval. As stated in the proposed rule, the requirement for any additional study to demonstrate actual clinical benefit will not be more stringent than those that would normally be required for marketing approval of the same drug for the same claim.

14. One comment expressed concern that the preamble to the proposed rule implied that a sponsor of an AIDS drug might have to do a postmarketing study to establish an effect on survival after showing an effect on such endpoints as weight or incidence of opportunistic infection (57 FR 13234 at 13235-13236). The comment stated that FDA's own advisory committee indicated that it was pleased to see an effect from a nucleoside analogue on the incidence of opportunistic infections with AIDS patients but did not suggest that further work should be done to show an effect on mortality. The comment argued that in some cases direct correlation with clinical endpoints such as mortality is difficult to prove and urged FDA to be flexible on this issue to encourage sponsors to go through the accelerated approval process.

Ordinarily, an effect on a meaningful clinical endpoint, e.g., on rate of opportunistic infections in AIDS, is a sufficient basis for approval without need for followup studies. Other endpoints, however, might leave major questions unanswered. For example, a



modest effect on weight gain in AIDS without other demonstrated benefit, if considered an adequate basis for approval, while a clinical endpoint, might leave sufficient doubt as to the ultimate value of the effect so that further studies would be necessary. FDA intends to interpret this provision of the regulations with flexibility. This provision should also serve as a reminder, however, that for life-threatening diseases, the ultimate aim of therapy is improved survival as well as improved symptoms.

15. One comment asked FDA to clarify what a sponsor's obligation is to continue supplying medication on a compassionate basis if clinical efficacy is not demonstrated to FDA's satisfaction in postmarketing studies but individual patients appear to be benefiting from use of the drug.

Sponsors are not obligated to supply drugs on a "compassionate basis." Whether, if clinical studies did not show effectiveness, further availability of the drug would be appropriate under any mechanism would be determined case-by-case.

#### D. Promotional Materials

16. Three comments asserted that requiring advance submissions of promotional materials is both beyond FDA's statutory authority and is unnecessary. Although FDA stated in the proposal that it does not intend specifically to approve promotional materials, two comments contended that is the likely effect of advance submission. The comment cited section 502(n) of the act (21 U.S.C. 352(n)), which provides that no regulation promulgated under that provision shall require prior FDA approval of the content of any advertisement "except in extraordinary circumstances," and asserted that the "extraordinary circumstances" language would not apply to drugs approved under the accelerated approval program. One comment argued that submission of promotional material prior and subsequent to approval is unwarranted when dealing with treatments for serious or life-threatening illnesses where dissemination of the most current and timely information is important to the treating physician. One comment questioned why there would be any greater likelihood of misleading promotional claims for products approved under the proposed accelerated approval process than for drugs intended to treat serious or life-threatening diseases that are approved under the normal NDA procedures. The comment also expressed the hope that the proposed requirement for advance

submission of promotional materials was not based upon an assumption that promotional materials for drugs intended to treat serious diseases are more likely to be misleading than promotional materials for other types of drugs because any such assumption would be unfounded. One comment argued that if an advertisement or labeling is inaccurate, the product is misbranded and FDA could then obtain injunctive relief, seize the product, and/or initiate criminal proceedings. Another comment considered requiring advance submission of promotional materials unreasonable because companies are not required to do so now. One comment questioned the legal authority for requiring presubmission of promotional material following approval of a drug product, and the reason for the requirement.

The agency believes that the requirements for submission of promotional materials in the context of accelerated approval are authorized by statute. Subsections 505(d)(4) and (d)(5) of the act provide that, in determining whether to approve a drug as safe and effective, the agency may consider not only information such as data from clinical studies but also "any other information" relevant to safety and effectiveness under the proposed conditions of use. Such information would include information about how the drug would be promoted. In determining whether the drug's proposed labeling would be "false or misleading" under section 505(d)(7) of the act, the agency is similarly authorized to evaluate "all material facts" during the approval process, including the facts about promotion.

FDA is also authorized by section 505(k) of the act to require reporting of information subsequent to approval necessary to enable the agency to determine whether there may be grounds for withdrawing the approval. Among the grounds for withdrawal specified in section 505(e) of the act are that the evidence reveals the drug is not shown to be safe and effective under its conditions of use. In addition, drug approval may be withdrawn if information shows the labeling to be false or misleading. Information on how the drug will be promoted is again relevant to whether the drug's marketing approval should be withdrawn. Section 701(a) of the act (21 U.S.C. 371(a)) generally authorizes FDA to promulgate regulations for the efficient enforcement of the act.

For biological products, additional authority in section 351 of the PHS Act (42 U.S.C. 262) authorizes the promulgation of regulations designed to

ensure the continued safety, purity, and potency of the products. The content of promotional materials is important to the continued safe and effective use of biologicals.

Therefore, the provisions of the final rule requiring submission of promotional materials prior to approval under the accelerated approval procedures and subsequent to such approval are authorized by statutory provisions. FDA might also invoke the authority of section 502(n) of the act (21 U.S.C. 352(n)) to require prior approval of the content of any prescription drug advertisement in "extraordinary circumstances." Whether FDA could appropriately rely on section 502(n) of the act in promulgating §§ 314.550 and 601.45 need not be determined, however, because FDA is not relying upon section 502(n) of the act as legal authority for these (or any other) sections of the accelerated approval regulations.

The agency believes that advance submissions of promotional materials for accelerated approval products are warranted under the accelerated approval circumstances. The special circumstances under which drugs will be approved under these provisions and the possibility that promotional materials could adversely affect the sensitive risk/benefit balance justify review of promotional materials before and after approval. For example, if the promotional materials exaggerate the known benefits of the drug, wider and inappropriate use of the drug could be encouraged, with harmful results.

Similarly, high risk drugs that are approved based on postmarketing restrictions would not have been approved for use without those restrictions because the risk/benefit balance would not justify such approval. If promotional materials were to undermine the postmarketing restrictions, the health and safety of patients could be greatly jeopardized.

Although there is potential harm from any misleading promotion, and there is no reason to believe improper promotion is more likely in this setting than in others, the risk/benefit balance is especially sensitive in this setting. The relatively small data base available and the minimal published information available also can contribute to making the physician and patient populations particularly vulnerable under accelerated approval circumstances.

Reliance on court actions (such as seizures, injunctions, and criminal prosecutions) can be effective in ending false promotions, but can only be initiated after the fact, when harm has already occurred. Corrective efforts can



be helpful but are always somewhat delayed. Under the circumstances of accelerated approval, FDA believes that it is far preferable to avoid problems by reviewing the promotional materials in advance of drug approval and of dissemination of the materials.

17. Two comments supported the provision about submission of promotional materials. One comment urged the agency to require that specific patient information be included in promotional materials to indicate the fact that the drug's clinical benefit has not yet been established. For drugs approved under the restricted use provision, the comment recommended that the labeling specify in detail the exact restrictions placed on the drug. In both cases, the comment recommended that this patient information appear as boxed warnings.

Section 502(n) of the act and regulations at § 202.1(e)(1) (21 CFR 202.1(e)(1)) require prescription drug advertisements (promotional material) to contain, among other things, a true statement of information in brief summary relating to side effects, contraindications, and effectiveness, which would include warnings, precautions, and limitations on use. The information in brief summary relating to side effects, contraindications, and effectiveness is required to be based solely on the approved labeling. Therefore, to the extent that a drug's labeling reflects the extent of clinical exposure and includes appropriate warnings, a drug's promotional material would also include this information.

FDA regulations governing prescription drug labeling (21 CFR 201.56 and 201.57) require that serious adverse reactions and potential safety hazards, as well as limitations in use imposed by them, be included in the "Warning" section of the labeling. In the case of approval based upon effect on a surrogate endpoint, the "Indications and Usage" section of the labeling would reflect the nature of the demonstrated effect. If the approval is based on use restrictions, the label would also specify the restrictions.

FDA may require boxed warnings if there are special problems associated with a drug, particularly those that may lead to death or serious injury (21 CFR 201.57(e)). The agency does not agree that information related to clinical benefit or use restrictions for accelerated approval drugs would necessarily always require a boxed warning.

As indicated by §§ 314.550 and 601.45 of the final rule, applicants will be required to submit promotional materials prior to approval and in advance of dissemination subsequent to

approval whether the product is a new drug, an antibiotic, or a biological product.

18. One comment contended that FDA review and approval of all promotional pieces before their use will indefinitely delay product marketing campaigns and other patient and physician educational activities, which are essential to market a product, thereby significantly diminishing the advantage of securing an early approval for the applicant. The comment further contended that the requirement to submit "all promotional materials \* \* \* intended for dissemination or publication upon marketing approval" will be overly burdensome for FDA and will unnecessarily slow down the process for review of all materials, not just those for products subject to this proposed rule. The comment recommended that FDA only request for review the primary advertising pieces, such as the introductory letter to physicians, the main detail piece, and the main journal advertisement, but not the secondary materials, e.g., a letter to pharmacists, of the initial promotional campaign.

As previously discussed in this preamble, FDA will be reviewing an applicant's planned promotional materials both prior to approval of an application (reflecting the initial campaign) and subsequent to approval to ascertain whether the materials might adversely affect the drug's sensitive risk/benefit balance. Because all promotional materials, including those referred to by the comment as "secondary" materials, can have significant adverse effects if they are misleading, the agency does not agree that such materials should, as a matter of course, not be requested for review. Insofar as such materials may be directly derived from the introductory letter to physicians, or other materials characterized by the comment as "primary" materials, the additional time to review the derivative materials should not be extensive.

The agency does not agree with the comment's contention that the requirement to submit all promotional materials prior to and subsequent to approval will indefinitely delay marketing campaigns and educational activities or be overly burdensome to FDA reviewers. FDA is committed to rapid review and evaluation of all drugs considered for approval under this rule and will promptly review the promotional materials.

19. One comment suggested a passive, time-limited clearance system for review of advertising after the initial promotional campaign such as that used for review of IND's, which would allow

the sponsor to proceed to use promotional materials after an allotted timeframe, such as 30 days, unless otherwise notified by FDA.

As indicated by this comment and others, additional clarification regarding both timing and content of the submissions of promotional materials seems useful. Therefore, the agency is revising proposed §§ 314.550 and 601.45 to make it clear that, unless otherwise informed by the agency, applicants must submit during the preapproval review period copies of all promotional materials intended for dissemination or publication within the first 120 days following marketing approval. The initial promotional campaign, sometimes referred to as the "launch campaign," often has a significant effect on the climate of use for a new product. As discussed elsewhere in this preamble, the risk/benefit balance of accelerated approval products is especially sensitive, and inappropriate promotion may adversely affect the balance with resulting harm.

There may be some instances in which promotional materials that had not been completed and submitted by the applicant prior to approval would be beneficial in fostering safe and effective use of the product during the first 120 days. Under revised §§ 314.550 and 601.45, FDA would have the discretion to consider such materials at a later time. An applicant who requested permission to include additional materials among those disseminated within the first 120 days following product approval would be notified of FDA's determination. If FDA agreed that dissemination of such materials was acceptable, the materials could then be disseminated or published upon notification.

For promotional materials intended for dissemination subsequent to the initial 120 days under §§ 314.550 and 601.45 FDA would review the submitted materials within 30 days of receipt. This 30-day period is meant to be time-limited; so that the applicant will be assured of no unnecessary delay. It will be important for the applicant to identify the materials being submitted appropriately, so that it is clear that the materials are subject to the 30-day review period. The agency intends to review all such materials promptly, and to notify the applicant of any identified problems as soon as possible. The agency expects that, if the agency notifies the applicant of significant objections to the proposed materials, no materials will be disseminated or published until the agency's objections are resolved. The applicant should plan to allow sufficient time after receiving



FDA's comments for resolving differences and incorporating requested changes in the submitted materials prior to dissemination or publication.

When FDA removes the requirement for advance submission of promotional material, the agency will continue to offer a prompt review of all voluntarily submitted promotional material.

#### E. Postmarketing Restrictions

FDA received many comments on the proposed requirement to limit distribution to certain facilities or physicians with special training or experience, or condition distribution on the performance of specified medical procedures if such restrictions are needed to counterbalance the drug's known safety concerns.

20. Several comments questioned FDA's authority to impose restrictions on distribution or use after an approved drug is marketed. Two comments disagreed with the statutory provisions cited by FDA in the proposed rule as its authority to impose restrictions on distribution or use stating that they refer only to FDA's general authority to ensure that drugs are not misbranded, which is an entirely separate issue. Another comment argued that section 503(b) of the act (21 U.S.C. 353(b)) contemplates that the issues warranting a restriction as to distribution are not factors in whether a drug product is "safe" for purposes of approval, but rather only whether the product must be limited to prescription status. Two comments said that, in the absence of specific statutory authority, the courts clearly have refused to permit FDA to impose restrictions on distribution and cited *American Pharmaceutical Association (APhA) v. Weinberger*, 377 F. Supp. 824, 829 n. 9 (D.D.C. 1974), *aff'd sub nom. APhA v. Mathews*, 530 F.2d 1054 (D.C. Cir 1976), a case concerning conditions placed on the approval of the drug methadone.

Some comments asserted that placing restrictions on the distribution of an approved drug to only certain facilities or physicians, or restricting use to certain medical procedures interferes with the practices of medicine and pharmacy, which the comments contended FDA does not have the authority to regulate.

The agency believes that the restrictions to ensure safe use contemplated for approvals under §§ 314.520 and 601.42 are authorized by statute. As discussed in the preamble to the proposed rule (57 FR 13234 at 13237), sections 501, 502, 503, 505, and 701 of the act provide broad authority for FDA to issue regulations to help

assure the safety and effectiveness of new drugs.

The agency does not agree with the comments' contention that the misbranding provisions of the act are irrelevant. Section 502(a) of the act prohibits false or misleading labeling of drugs, including (under section 201(n) of the act) failure to reveal material facts relating to potential consequences under customary conditions of use. Section 502(f) of the act requires drugs to have adequate directions for use and adequate warnings against unsafe use, such as methods of administration, that may be necessary to protect users. In addition, section 502(j) of the act prohibits use of drugs that are dangerous to health when used in the manner suggested in their labeling. Each of these misbranding provisions is intended, at least in significant part, to protect consumers against the marketing of drugs that would not be safe under certain conditions of use. Section 701(a) of the act authorizes FDA to issue regulations for the efficient enforcement of the act. The restrictions on use contemplated by §§ 314.520 and 601.42 help to ensure that products that would be misbranded under section 502 of the act are not marketed.

The restrictions on use imposed under section 503 of the act, which relate to prescription use limitations, primarily concern whether a drug is safe for use except under the supervision of a licensed practitioner. While the agency agrees that the restrictions imposed under §§ 314.520 and 601.42 concerning distribution to certain facilities or physicians with special training or experience would be in addition to ordinary prescription limitation, FDA believes these restrictions are consistent with the spirit of section 503 of the act, as well as the other provisions of the act referred to, in ensuring safe use.

New drugs may be approved under section 505(d) of the act only if they are safe for use under the conditions prescribed, recommended, or suggested in the proposed labeling. In addition, for approval, a drug's labeling must not be false or misleading based on a fair evaluation of all material facts, which would include details about the conditions of use. For biological products, section 351(d) of the PHS Act also authorizes the imposition of restrictions through regulations "designed to insure the continued safety, purity, and potency" of the products.

The agency disagrees with the comments' implication that the courts' rulings in *American Pharmaceutical Association (APhA) v. Weinberger* mean

there is no statutory authority to impose restrictions on distribution for accelerated approval drugs. The situation considered in that case is readily distinguishable from the situation addressed in §§ 314.520 and 601.42 of the accelerated approval regulations. The APhA case concerned a regulation that withdrew approval of NDA's for methadone, but permitted distribution to certain maintenance treatment programs and certain hospital and community pharmacies. Because methadone is a controlled substance within the provisions of the Controlled Substances Act, which is implemented by the Drug Enforcement Administration with the Justice Department, the district court concluded that the question of permissible distribution of the drug was within the jurisdiction of the Justice Department, not FDA. The Court of Appeals determined that the type of misuse associated with methadone, i.e., misuse by persons who have no intent to try to use drugs for medical purposes, differed from safety issues contemplated for control under section 505 of the act. In contrast, the restrictions contemplated under §§ 314.520 and 601.42 are precisely those deemed necessary to ensure that section 505 criteria have been met, i.e., restrictions to ensure that the drug will be safe under its approved conditions of use. It is clearly FDA's responsibility to implement the statutory provisions regarding new drug approval.

Nor does FDA agree that the provisions placing restrictions on distribution to certain facilities or physicians, or conditioned on the performance of certain medical procedures, impermissibly interfere with the practice of medicine and pharmacy. There is no legal support for the theory that FDA may only approve sponsors' drugs without restriction because physicians or pharmacists may wish to prescribe or dispense drugs in a certain way. The restrictions under these provisions would be imposed on the sponsor only as necessary for safe use under the extraordinary circumstances of the particular drug and use. Without such restrictions, the drugs would not meet the statutory criteria, could not be approved for distribution, and would not be available for prescribing or dispensing. The agency, as a matter of longstanding policy, does not wish to interfere with the appropriate practice of medicine or pharmacy. In this instance, the agency believes that rather than interfering with physician or pharmacy practice, the regulations permit, in exceptional cases,



approval of drugs with restrictions so that the drugs may be available for prescribing or dispensing.

21. One comment asserted that postmarketing restrictions on distribution to certain facilities or physicians with certain training or experience should be limited to rare occasions in cases of extreme hazard to patient safety in which toxicity of a particular drug may require it, but should not be applied because of insufficient efficacy data. Some comments argued that safety issues in the context of drug use should be addressed through patient management and effective product labeling, not through restricted distribution. In support of this argument, the comments cited the labeling of oncologic drugs, which provides physicians with adequate warnings and recommendations for their use without limiting distribution.

FDA agrees with these comments in part and intends to impose restrictions on distribution or use under this rule only in those rare instances in which the agency believes carefully worded labeling for a product granted accelerated approval will not assure the product's safe use. As stated in the preamble to the proposed rule (57 FR 13234 at 13237), FDA believes that the safe use of most prescription drugs will continue to be assured through traditional patient management by health professionals and through necessary safety warnings in the drug's labeling.

22. Two comments asked who will determine if restricted distribution should occur and what facilities or physicians with special training or experience will participate. Several comments expressed concern that restricted distribution and/or conditional use may not include all health care professionals who should participate in safe and effective patient care. Two organizations representing pharmacists asked that FDA develop functional and objective criteria that clearly establish the activities of pharmacists, physicians, and others in the care of patients receiving a drug under restricted distribution. The comments asserted that any health care professional that met these criteria should be allowed to participate in distribution of the drug and care of the patient. One comment recommended that any postmarketing restrictions on distribution or use of a drug approved under the accelerated approval process be developed by appropriate FDA advisory committees or panels expanded to include physicians and pharmacists with expertise in the

therapeutic area being considered and in relevant drug distribution systems. Where appointment of pharmacists to these committees or panels is not feasible, the comment recommended that FDA use pharmacists in a consultant capacity. Another comment argued that current systems for drug distribution incorporate "checks and balances" such that prescribers and pharmacists work together to assure safe use of a drug by a patient. Two comments would oppose any restricted distribution system that allows manufacturers exclusively to deliver prescription drugs directly to patients. One comment asked whether FDA or the applicant would monitor the criteria for restricted distribution sites or physicians.

The medical reviewing divisions within FDA's CDER and CBER will determine if restricted distribution or use should be imposed. FDA will usually seek the advice of outside expert consultants or advisory committees before making this determination, and will, of course, consult with the applicant.

The agency does not agree that FDA should develop criteria that clearly establish the activities of health care professionals in the care of patients receiving a drug approved under this rule and for which restricted distribution has been imposed. Any postmarketing restrictions required under this rule will impose an obligation on the applicant to ensure that the drug or biological product is distributed only to the specified facilities or physicians. FDA will seek the advice of outside consultants with expertise in distribution systems or advisory committees when necessary in determining the need for or type of restricted distribution. The limitations on distribution or use imposed under this rule, including specific distribution systems to be used and the applicant's plan for monitoring compliance with the limitations, will have been agreed to by the applicant at the time of approval. The burden is on the applicant to ensure that the conditions of use under which the applicant's product was approved are being followed. As appropriate, FDA may monitor the sponsor's compliance with the specified terms of the approval and with the sponsor's obligations.

23. One comment recommended that proposed § 314.520 be modified to include therapeutic outcomes monitoring as a third example of a permissible postmarketing restriction. The comment defined therapeutic outcomes monitoring as the systematic and continual monitoring of the clinical and psychosocial effects of drug therapy

on a patient which achieves the objective of preventing problems with drug therapy. Some comments argued that through therapeutic outcomes monitoring, a physician, a pharmacist, and a patient can work together to prevent problems with drug therapy by being constantly alert to signs of trouble. One comment said that indicator data can be routinely reported to a central collection point for utilization review by health care professionals, followed by educational programs to further improve the efficacy of drug therapy.

The postmarketing restrictions set forth in the proposal and in this final rule are intended to enhance the safety of a drug whose risks would outweigh its benefits in the absence of the restriction. Therapeutic outcomes monitoring does not contribute to that enhancement, and would not be required under this rule.

24. Some comments asked that FDA clarify how products will move from restrictive status to a regular prescription drug status. The comments asserted that all conditions associated with accelerated approval should automatically terminate following completion of confirmatory clinical trials; one comment urged FDA to explicitly state this in the final rule. One comment asserted that restrictions should automatically be removed 180 days after a supplemental application containing the data from the postmarketing study has been filed if FDA has not yet acted upon the supplemental application and the product should be deemed approved as if by "traditional" procedures and all other provisions of the act should apply, e.g., the applicant must have a formal hearing before removal of the product from the market.

FDA will notify the applicant when a particular restriction is no longer necessary for safe use of the product. In the case of drugs approved with a requirement for postapproval studies, FDA would expect that all of the postapproval requirements set forth in this rule, i.e., submission of promotional material and use of expedited withdrawal procedures, would no longer apply after postmarketing studies have verified and described the drug's clinical benefit. Concurrent with the review of the postmarketing studies, if requested, FDA will also review the need to continue any restrictions on distribution that have been imposed. In the case where restrictions on distribution or use have been imposed, such restrictions would be eliminated only if FDA determines that safe use of the product can be assured without them, through appropriate labeling. In



some cases, however, that assurance could not be expected and the nature of the specific safety issue raised by the product might require continued restrictions. FDA has added new §§ 314.550 and 601.46 to state when postapproval requirements will no longer apply and state that the applicant may petition the agency, in accordance with 21 CFR 10.30, at any time to remove specific postapproval requirements.

With respect to the suggested time period for removing restrictions on distribution or use following submission of a supplemental application containing the data from a postmarketing study, FDA does not believe it should prescribe any specific time period. These applications will receive a priority rating and FDA is firmly committed to expedited review of an application considered for accelerated approval and all data submitted from a postmarketing study to verify clinical benefit and believes most reviews will be completed and action taken within 180 days.

25. One comment argued that, as proposed, it is not clear how accelerated approval would apply to drugs which fall under the conditions described in §§ 314.520 and 601.42, which state the postmarketing restrictions on distribution or use that FDA may apply, because the language of these sections explicitly states that the sections apply to products "shown to be effective," which are already adequately covered by the act. To the comment, the language "shown to be effective" implies that full Phase 3 efficacy trials have been conducted, assessed, and deemed to demonstrate that the drug is effective for its proposed use. If the clinical data demonstrate that the product has an acceptable safety profile, the safe use of the drug should be addressed in the product labeling. Thus, the comment argued that §§ 314.520 and 601.42 should not be included in new subpart H of part 314 and subpart E of part 601, respectively, which deal with accelerated approval because these sections explicitly apply to products shown to be effective under a full drug development program.

Sections 314.520 and 601.42 apply not only to drugs and biological products approved on the basis of an effect on a surrogate endpoint but also to drugs and biological products that have been studied for their safety and effectiveness in treating serious or life-threatening illnesses using clinical endpoints and that have serious toxicity. In either case, if the products are so potentially harmful that their safe use cannot be assured through carefully

worded labeling, FDA will approve the products for early marketing only if postmarketing restrictions on distribution or use are imposed. The phrase "shown to be effective" was not intended to distinguish drugs approved under new subpart H from drugs approved under any other subpart of the regulations. All drugs approved will have had effectiveness demonstrated on the basis of adequate and well-controlled studies, whether the endpoint of the studies is a surrogate endpoint or a clinical endpoint.

26. One comment expressed concern that the proposed restricted distribution or use provisions would restrict or eliminate the wholesale distribution of drugs approved through the accelerated approval process.

The limitations on distribution or use required under this rule are imposed on the applicant. Therefore, the burden is on the applicant to ensure that the conditions of use under which the applicant's product was approved are being followed. This rule does not specify how a manufacturer will distribute its product to those receiving the product under the approval terms. FDA will only determine which facilities or physicians may receive the drug, and the applicant will have agreed to this limitation on distribution or use.

27. One comment expressed concern that the proposed postmarketing restriction provision does not preclude a physician to whom restricted distribution applies from prescribing drugs approved under the accelerated approval process for unapproved (off-label) uses.

The comment is correct that this rule does not itself prevent a physician from prescribing a drug granted accelerated approval for an unapproved use. Under the act, a drug approved for marketing may be labeled, promoted, and advertised by the manufacturer only for those uses for which the drug's safety and effectiveness have been established and that FDA has approved. Physicians may choose to prescribe the drug for a condition not recommended in labeling. Such off-label use would, of course, be carried out under the restrictions imposed under this section. FDA also believes that physicians will be cognizant of the product's special risks and will use such drugs with particular care. The labeling of products approved under this rule will include all necessary warnings and full disclosure labeling would generally reflect the extent of clinical exposure to the drug.

#### *F. Postmarketing Studies*

28. Three comments argued that FDA does not have the authority to require

postmarketing studies to be performed as a condition of approval based on a "surrogate" endpoint. One comment stated that it is widely accepted that the act empowered the agency to define the type and extent of efficacy data necessary to approve a product application. If a surrogate marker can be shown to be sufficiently related to actual patient benefit, then, the comment asserted, data regarding the effect of a drug on a surrogate marker constitute acceptable proof of efficacy under the act. Two comments urged FDA to continue to ask applicants to agree voluntarily to perform postmarketing studies when medically warranted as is the current policy under the traditional approval process. One comment expressed concern that requiring postmarketing studies may become the norm rather than the exception.

The agency's response to comment 1. explained the circumstances in which FDA might conclude that a drug should be marketed on the basis of an effect on a surrogate endpoint reasonably likely to predict clinical benefit only if studies were carried out to confirm the presence of the likely benefit. As discussed in the preamble to the proposed rule (57 FR 13234 at 13236), FDA believes that it is authorized by law to require postmarketing studies for new drugs and biological products. Section 505(d) of the act provides for the approval of new drugs for marketing if they meet the safety and effectiveness criteria set forth in section 505(d) of the act and the implementing regulations (21 CFR part 314). As discussed in the proposed rule, to demonstrate effectiveness, the law requires evidence from adequate and well-controlled clinical studies on the basis of which qualified experts could fairly and responsibly conclude that the drug has the effect it is purported to have. Under section 505(e) of the act, approval of a new drug application is to be withdrawn if new information shows that the drug has not been demonstrated to be either safe or effective. Approval may also be withdrawn if new information shows that the drug's labeling is false or misleading.

Section 505(k) of the act authorizes the agency to promulgate regulations requiring applicants to make records and reports of data or other information that are necessary to enable the agency to determine whether there is reason to withdraw approval of an NDA. The agency believes that the referenced reports can include additional studies to evaluate the clinical effect of a drug approved on the basis of an effect on a surrogate endpoint. Section 701(a) of the act generally authorizes FDA to issue



regulations for the "efficient enforcement" of the act.

With respect to biological products, section 351 of the PHS Act provides legal authority for the agency to require postmarketing studies for these products. Licenses for biological products are to be issued only upon a showing that they meet standards "designed to insure the continued safety, purity, and potency of such products" prescribed in regulations (42 U.S.C. 262(d)). The "potency" of a biological product includes its effectiveness (21 CFR 600.3(s)).

The agency notes that it has in the past required postmarketing studies as a prerequisite for approval for some drugs (see 37 FR 201, January 7, 1972; and 37 FR 26790, December 15, 1972).

29. One comment recommended that FDA require that specific timelines for completion of the required postmarketing studies be included in the marketing application. The comment further suggested that, if the sponsor fails to meet its timelines, approval of its application be withdrawn, or in the event it is difficult to withdraw approval of drugs for serious or life-threatening diseases, FDA should establish substantial fines and penalties for sponsors that deliberately withhold information from FDA regarding the preliminary results and the progress of their postmarketing studies, or delay the completion of such studies. The comment also urged FDA to publish in the *Federal Register* identification of manufacturers who are not meeting their obligation to complete the required postmarketing studies on time. These recommendations were prompted by the comment's concern that once a manufacturer is granted approval for its product, the manufacturer will have little incentive to complete postmarketing studies in a timely manner, especially if the preliminary results of such studies indicate that the drug may not be safe and/or effective. Another comment urged FDA to include in the final rule language that requires the participation of pharmacists in postmarketing studies because pharmacists can serve as an additional source of information on therapeutic outcomes of patients taking drugs approved under this rule and monitoring for such drugs.

The agency expects that the requirement for postmarketing studies will usually be met by studies already underway at the time of approval and that there will be reasonable enthusiasm for resolving the questions posed by those studies. The plan for timely completion of the required postmarketing studies will be included

in the applicant's marketing application. In addition, in accord with the annual reporting requirements at § 314.81(b)(2)(vii) (21 CFR 314.81(b)(2)(vii)), an NDA applicant is required to provide FDA with a statement of the current status of any postmarketing studies. FDA declines to impose the sanctions suggested by the comment for failure of an applicant to meet its plans for completion of a postmarketing study. FDA believes this rule applies appropriate regulatory sanctions. Under the proposed rule and this final rule, FDA may withdraw approval of an application if the applicant fails to perform the required postmarketing study with due diligence.

FDA believes that it is not within the scope of this rule to establish the role of pharmacists in postmarketing studies. That role should more properly be defined by the clinical investigator and each institution or facility at which a postmarketing study is conducted.

30. One comment asserted that the proposal sets forth an inherent contradiction between the way FDA evaluates the benefit and risk for drugs today and the way the proposal contemplates. The comment argued that now, if postmarketing data raise questions about the risk associated with a drug product, FDA considers that data along with the other data known about the product, and determines whether, based on the overall knowledge about the drug, there is a need to seek withdrawal of approval. Under this proposal, if the postmarketing study data raised questions about the risk of the product, FDA would seek withdrawal of approval, whether or not the new data really made a fundamental difference to what is known about the benefit and risk of the product.

FDA does not agree that the contradiction described by the comment exists. Under the circumstances of accelerated approval, approval would be based on a weighing of the benefit suggested by the effect on the surrogate endpoint against known and potential risks of the drug. Should well-designed postapproval studies fail to demonstrate the expected clinical benefit, the benefit expected at the time of approval (reasonably likely to exist) would no longer be expected and the totality of the data, showing no clinical benefit, would no longer support approval. This evaluation of the data is not different from considerations that would apply in evaluating data in the case of a drug approved under other provisions of the regulations.

31. Two comments expressed the view that the proposed requirement for postmarketing studies may raise

important ethical questions because once a drug product is approved, it may be unethical, depending on the circumstances, for a physician to conduct a study using a placebo control. One comment also contended that a postmarketing study requirement could compromise the NDA holder's ability to enroll sufficient numbers of patients in the study when the new approved drug and possible alternative therapies are widely available to patients.

Usually, and preferably, because of problems suggested in the comment, the requirement for postmarketing studies will be met by studies already underway at the time of approval, e.g., by completion of studies that showed an effect on the surrogate. FDA recognizes that ethical considerations will play a central role in the type of study carried out, a choice that will depend upon the type and seriousness of the disease being treated, availability of alternative therapies, and the nature of the drug and the patient population. There often are alternatives to use of a placebo control, including active control designs and dose-response studies that can satisfy both the demands of ethics and adequacy of design.

32. One comment contended that the term "postmarketing study" is used inconsistently in the proposed rule. The comment argued that "postmarketing study" is an accepted regulatory term of art which, to this point, has referred to studies conducted to confirm safety (not efficacy), after an approval has been granted, whereas in this proposal, a "postmarketing study" refers to a study required to establish clinical efficacy (i.e., a Phase 3 study), but not necessarily safety, although safety data will be collected. To prevent confusion and to differentiate between these required postmarketing confirmatory efficacy studies and safety studies traditionally conducted after approval and to clarify that products granted accelerated approval have been approved on the basis of Phase 2 (surrogate endpoint) data, the comment suggested changing the term "postmarketing study" to "Phase 3 study" in this rule except where traditional postmarketing studies are intended. The comment also suggested that the term "Phase 3 study" be defined as a study required to confirm findings of efficacy based upon surrogate data collected in Phase 2, which will be conducted after an accelerated approval has been granted and will be required before restrictions set forth in § 314.520 are removed.

The agency does not believe that the comment has accurately described accepted meanings of various terms.



The term postmarketing study does not refer to any particular kind of study, but to studies carried out after a drug is marketed, often as part of an agreement by a sponsor to do so. These have included pharmacokinetic, drug-drug interaction, and pediatric studies, studies of dose-response or of higher doses, and studies of new uses. The term is not limited to safety studies. Moreover, Phase 2 and 3 studies are not distinguished by the endpoints chosen. Phase 3 hypertension studies, for example, still measure blood pressure, not stroke rate. The agency believes that the use of the "postmarketing study" in the final rule is appropriate and consistent.

#### G. Withdrawal of Approval

33. One comment supported the proposed withdrawal of approval procedure. Other comments asserted that the proposed procedure does not provide the applicant with the procedural safeguard of a formal evidentiary hearing guaranteed by section 505 of the act and the Administrative Procedure Act (APA). As an example, the comments said that based on a finding of a single study failing to show clinical benefit or misuse of any promotional material, an approved new drug would be subject to withdrawal from the market with only a minimal opportunity for the NDA holder to be heard. The comments argued that section 505(e) of the act guarantees applicants "due notice and opportunity for a hearing" on withdrawal of an NDA in compliance with APA hearing standards, thus FDA must conduct hearings on withdrawals of NDA's using the formal adjudicatory procedures of the APA. One comment asserted that, under the proposed procedure, there is the absence of a discernible legal standard, an inability to cross-examine, the prosecuting attorney and judge are one and the same person, and there is a lack of even minimal formal evidentiary procedures. The comment expressed doubt that the proposed procedure would be sufficient to create a record suitable for review by a Court of Appeals, which must be able, on the basis of such a record, to determine whether the approval is supported by "substantial evidence."

FDA believes the withdrawal procedures set forth in proposed §§ 314.530 and 601.43 and in this final rule are consistent with relevant statutes and provide applicants adequate due process. As stated in the proposed rule, in issuing its general procedural regulations, FDA decided to afford NDA holders an opportunity for a formal evidentiary hearing even though the

courts had not decided that such a hearing was necessarily legally required (see 40 FR 40682 at 40691, September 3, 1975). In promulgating its procedural regulations, FDA also determined that a formal evidentiary hearing is not required before withdrawing approval of biological products, but that it would be appropriate to apply the same procedures to biological products as to drug removal (see 40 FR 40682 at 40691).

Through the hearing process in this final rule, as in the proposed rule, applicants will be afforded the opportunity to present any data and information they believe to be relevant to the continued marketing of their product. The proposed process also would have permitted the presiding officer, the advisory committee members, a representative of the applicant, and a representative of the Center that initiates the withdrawal proceedings to question any person during or at the conclusion of the person's presentation. As discussed below in response to a comment, FDA has decided to allow up to three representatives of the applicant and of the Center to question presenters. Participants could comment on or rebut information and views presented by others. As with ordinary 21 CFR part 15 hearings, the hearing will be transcribed. Subsequent to the hearing, the Commissioner of Food and Drugs would render a final decision on the matter. The agency believes that the administrative record created through this process would be sufficient for judicial review.

The agency emphasizes that, as part of the approval process under this rule, applicants will have agreed that these withdrawal procedures apply to the drug for which they seek approval; applicants objecting to these procedures may forego approval under these regulations and seek approval under the traditional approval process. Under such circumstances, applicants would not have the benefit of accelerated approval; if the drug were subsequently approved, however, before withdrawal of the approval, the applicant would have an opportunity for a 21 CFR part 12 hearing.

34. One comment noted that the "imminent hazard" provision of section 505(e) of the act allows FDA to suspend approval of a product, immediately, if it is found to pose an imminent hazard to the public health. As an alternative to the proposed withdrawal procedure or in addition to the "imminent hazard" statutory provision, the comment suggested that, when confronted with a dangerous product on the market, FDA

could request that the applicant voluntarily withdraw its product, and most applicants would comply if a legitimate hazard exists.

As noted in the proposed rule, FDA and applicants have often reached mutual agreement on the need to remove a drug from the market rapidly when significant safety problems have been discovered. However, applicants usually have been unwilling to enter into such agreements when doubts about effectiveness have arisen, such as following the review of effectiveness of pre-1962 approvals carried out under the Drug Efficacy Study Implementation (DESI) program. For drugs approved under the accelerated procedure regulations, the risk/benefit assessment is dependent upon the likelihood that the surrogate endpoint will correlate with clinical benefit or that postmarketing restrictions will enable safe use. If the effect on the surrogate does not translate into a clinical benefit, or if restrictions do not lead to safe use, the risk/benefit assessment for these drugs changes significantly. FDA believes that if that occurs, rapid withdrawal of approval as set forth in this rule is important to the public health.

35. Under the proposed withdrawal procedures, in addition to other persons, one representative of the Center that initiates the withdrawal proceedings may question participants at a withdrawal of approval hearing. One comment objected to limiting the Center to one representative because detailed knowledge about a drug product is likely to be available from several scientists.

The proposed limitation of questioning to single representatives of the initiating Center and the applicant was intended to make the proceedings manageable. On further consideration, the agency has determined that it would be appropriate and manageable to allow up to three persons to be designated as questioners for the applicant and for FDA. Sections 314.530(e)(2) and 601.43(e)(2) have been revised accordingly.

36. Some comments questioned FDA's ability to withdraw approval under the proposed procedures efficiently or effectively because of: (1) The lack of assurance that the results of postmarketing studies will be promptly provided to FDA; (2) limited agency resources to review study results and act upon them promptly; (3) the difficulties associated with establishing that an approved drug is "ineffective;" and (4) political pressure not to rescind the approval of NDA's for drug products that may lack evidence of effectiveness,



especially if no clearly effective alternative treatments are available. One comment offered the opinion that where a drug shows only modest evidence of benefit, perhaps on a surrogate endpoint, and only shows equivocal evidence of clinical efficacy in postmarketing studies it would be difficult and socially disruptive to withdraw approval and remove the drug from the market if the drug has become well established and accepted, and there is no issue of toxicity. Another comment believed it would be difficult to withdraw approval of a drug that may be beneficial in a subpopulation but which, in fact, has not been shown to be efficacious in broader patient population studies. The comments suggested the need for a lesser sanction.

Another comment suggested that expediting removal of a product from the market could be accomplished by using a procedure like the "imminent hazard" provision of the act, i.e., immediate removal of the drug from the market if any of the conditions listed in proposed § 314.530 were met followed by a hearing.

Although the potential difficulties cited by the comments are real, they are not fundamentally different from determinations FDA regularly must make in carrying out its responsibilities. The new regulations provide for an expedited procedure to withdraw approval; they do not guarantee that results of studies will be wholly unambiguous or that FDA will always be able to prevail in its view as to the need for withdrawal, any more than current withdrawal procedures do. The studies being carried out under these provisions will be conspicuous and important and their completion will be widely known. There is no reason to believe their results would or could be long hidden. A study that fails to show clinical effectiveness does not prove a drug has no clinical effect but it is a study that, under § 314.530, will lead to a withdrawal procedure because it has failed to show that the surrogate endpoint on which approval was based can be correlated with a favorable clinical effect. This may have occurred because the study was poorly designed or conducted; while FDA will make every effort to avoid this, the commercial sponsor has the responsibility for providing the needed evidence confirming clinical benefit. As previously discussed, §§ 314.510 and 601.41 have been revised to clarify that required postmarketing studies must also be adequate and well-controlled. The possibility that an ineffective drug has become "accepted" is not a basis for continued marketing. FDA intends to

implement the provisions of § 314.530 as appropriate; data that are ambiguous will inevitably lead to difficult judgments.

A drug with clear clinical effectiveness in a subset of the population, but not in the population described in labeling, would have its labeling revised to reflect the data. Withdrawal would be inappropriate under such circumstances.

If an imminent hazard to the public health exists, the Secretary of Health and Human Services may suspend approval of an application and then afford the applicant an opportunity for an expedited hearing. In the absence of a significant hazard requiring immediate withdrawal, FDA believes the expedited procedure described in the rule satisfies the need for prompt action while, at the same time, allowing opportunity for discussion and debate before withdrawal.

37. One comment noted that the proposed rule would allow FDA to withdraw approval for failure to perform the required postmarketing studies with due diligence. The comment asserted that the act does not permit FDA to withdraw approval on this ground. Another comment, however, suggested that because proposed §§ 314.530 and 601.43 cite grounds for withdrawal of approval that are not grounds under the act, the language of these proposed sections should be revised to use language that closer aligns to that used in the act, e.g., describe a "postmarketing study" in statutory language.

FDA reaffirms the position expressed in the preamble to the proposal (57 FR 13234 at 13239) that there is adequate authority under the act to withdraw approval of an application for the reasons stated under proposed §§ 314.530 and 601.43, which include failure of an applicant to perform the required postmarketing study with due diligence. Section 505(e) of the act authorizes the agency to withdraw approval of an NDA if new information shows that the drug has not been demonstrated to be either safe or effective. Approval may also be withdrawn if the applicant has failed to maintain required records or make required reports. In addition, approval may be withdrawn if new information, along with the information considered when the application was approved, shows the labeling to be false or misleading.

For biological products, section 351(d) of the PHS Act authorizes approval of license applications under standards designed to ensure continued safety, purity, and potency. "Potency"

for biological products includes effectiveness (21 CFR 600.3(s)). The PHS Act does not specify license revocation procedures, except to state that licenses may be suspended and revoked "as prescribed by regulations."

For drugs approved under § 314.510, FDA will have determined that reports of postmarketing studies are critical to the risk/benefit balance needed for approval; if those reports are not forthcoming, then, under authority of section 505(d) of the act, the drug cannot on an ongoing basis meet the standards of safety and efficacy required for marketing under the act. Therefore, it is important to ensure that the applicant make a good faith effort to complete any required postmarketing studies in a timely manner so that FDA can rapidly determine whether the surrogate endpoint upon which the drug was approved has been confirmed to correlate with clinical benefit. Failure to submit the study results in a timely fashion would also constitute failure to make a required report. Similarly, without submission of the information from required postmarketing studies on biological products approved under these procedures, the biological product is not assured of continued safety and effectiveness. The license application may, therefore, appropriately be revoked as described in § 601.43.

FDA does not find the statements of the grounds for withdrawal of approval under §§ 314.530 and 601.43 of this rule inconsistent with statutory language or ambiguous. The agency notes that, in the event none of the grounds for withdrawal specifically listed in § 314.530 or § 601.43 applies, but another ground for withdrawal under section 505 of the act or section 351 of the PHS Act and implementing regulations at 21 CFR 314.150 or 601.5 does apply, the agency will proceed to withdraw approval under traditional procedures.

38. Two comments expressed concern that it may be difficult for the agency to enforce the requirement that postmarketing studies be pursued with due diligence. The comments asked what would happen if a sponsor using due diligence is unable to recruit enough patients, or if the sponsor questions the validity of the data from the required postmarketing study, and would clumsy data management be seen as sufficient reason to rescind approval for a marketed drug? Another comment stated that once a product is approved and, by definition, provides a "meaningful therapeutic benefit over existing therapies," study accrual may drop off dramatically as patients may refuse to receive the "old" therapy or



placebo, or physicians may consider it unethical not to treat all patients with the approved indication with the new drug or biological product. Under these circumstances, the comment expressed the opinion that neither the sponsor nor the product should be penalized, nor should there be a threat to withdraw approval. Based on FDA's past history in postmarketing studies, which one comment characterized as resulting in poorly done studies, studies conducted much later than agreed upon, or not at all, the comment expressed the opinion that the "due diligence" with which applicants are expected to carry out postmarketing studies may be an overly great expectation. One comment asked FDA to give examples of when it may withdraw approval if "other evidence demonstrates that the drug product is not shown to be safe or effective under its conditions of use" (proposed §§ 314.530(a)(6) and 601.43(a)(6)).

FDA does not agree that it will be difficult to enforce the "due diligence" provision of this rule. The "due diligence" provision was designed to ensure that the applicant makes a good faith effort to conduct a required postmarketing study in a timely manner to confirm the predictive value of the surrogate marker or other indicator. Any requirement for postmarketing studies will have been agreed to by the applicant at the time of approval, and if the study is not conducted in a timely manner as agreed to by the applicant, approval of the applicant's application will be withdrawn. FDA will expect any required postmarketing study to be conducted in consultation with the agency. Therefore, should the applicant encounter problems with subject enrollment in a study or ethical difficulties about the type of study to conduct, FDA expects the applicant to discuss these problems with the agency and reach agreement on their resolution.

Examples of other evidence demonstrating the drug product is not shown to be safe and effective could include further studies of the effect of the drug and the surrogate endpoint that fail to show the effect seen in previous studies, new evidence casting doubt on the validity of the surrogate endpoint as a predictor of clinical benefit, or new evidence of significant toxicity.

39. Some comments objected to withdrawal of approval of a drug product approved under the accelerated approval process because of perceived misconduct by the applicant, such as failure to perform a required postmarketing study with due diligence or use of promotional materials that are false or misleading. The comments argued that the primary purpose of the

accelerated approval process is to provide improved treatments to desperately ill patients at the earliest possible time, and withdrawal of approval of the new treatments for reasons not directly related to safety or efficacy undermines the purpose of the proposed rule. Two comments suggested that correction of the promotional material without interruption of access to the drug would be a better approach. Another comment suggested that there may be circumstances where continued access to the drug, if accompanied by informed consent, would be appropriate even if substantial questions arise about a product's safety and effectiveness. One comment urged that anticipated withdrawal of approval be preceded by measures to ensure that patients and their physicians will have an uninterrupted supply until alternative treatment arrangements can be made.

The need for "due diligence" in conducting the agreed to postmarketing studies is discussed in paragraph 37. The reasons for concern about misleading promotional materials are discussed under paragraph 16. With respect to promotional materials, FDA expects that, in most cases, any disagreements between the applicant and FDA will be resolved through discussion and modification of the materials, so that the drug or biological product can continue to be marketed. If, however, FDA concludes that the promotional materials adversely affect the risk/benefit conclusion supporting the drug's marketing, the agency intends to minimize the risk to the public health by removing the product from the market through the withdrawal procedures in this rule.

40. One comment expressed concern that the proposed withdrawal procedure may give the appearance of bias or preconceived notions on the part of the agency because the final decision to withdraw approval of a drug would be made by the Commissioner of Food and Drugs and the intention to withdraw approval of the drug will already have been determined by the agency.

Under the withdrawal provisions of this rule, FDA's CDER or CBER, rather than the Commissioner, will initiate the withdrawal proceedings. The withdrawal process will begin with a letter from CDER or CBER notifying the applicant that the Center proposes to withdraw marketing approval and stating the reasons for the proposed action. Although separation of functions will not apply under the provisions of §§ 314.530 or 601.43, the Commissioner's decision regarding withdrawal would not occur until after

the applicant had an opportunity for hearing as described in those sections. The Commissioner would then expect to review the issues with objectivity and fairness having had the benefit of the presentations and discussions at the hearing and of the advisory committee's recommendations.

#### H. Safeguards for Patient Safety

41. One comment asked if drugs approved under the accelerated approval process will be held to the same standards concerning postmarketing safety as drugs approved by the traditional process.

As discussed in the preamble to the proposed rule, applicants gaining approval for new drugs through the accelerated approval procedures will also be expected to adhere to the agency's longstanding requirements for postmarketing recordkeeping and safety reporting (see 21 CFR 314.80 and 314.81). Information that comes to FDA from the applicant or elsewhere that raises potential safety concerns will be evaluated in the same manner that such information is evaluated for drugs approved under the agency's traditional procedures. If the postmarketing information shows that the risk/benefit assessment is no longer favorable, the agency will act accordingly to remove the drug from the market.

42. One comment urged FDA, if the proposed rule were adopted, to require written informed consent so that patients would know that the drugs with which they were being treated had risks and that the benefits had not been adequately established.

The agency does not agree that patients using drug products approved under the accelerated approval regulations should be asked to provide written informed consent. Drugs approved under these provisions are not considered experimental drugs for their approved uses. Like all approved drugs, drugs approved under these provisions will have both risks and benefits. As previously discussed in this preamble, for drugs approved based on studies showing an effect on a surrogate endpoint, the approved labeling will describe that effect. In addition, the labeling will contain information on known and potential safety hazards and precautionary information. As with all prescription drugs, the physician has the responsibility for appropriately advising the patient regarding the drug being prescribed.

43. One comment asked that FDA require manufacturers to maintain an updated list of names, addresses, and phone numbers of physicians prescribing their products approved



under this rule, and in the case of recall or withdrawal of approval, require manufacturers to contact these physicians and encourage them to notify their patients.

FDA does not believe such a procedure is necessary. Furthermore, maintaining such a registry for drugs prescribed through pharmacies would be very difficult. Agency experience with recalls and product withdrawals indicates that the methods of notification that have been developed for such circumstances are adequate.

44. One comment recommended that FDA require patient package inserts (PPI's) for all drugs granted accelerated approval that would state the specific restrictions placed on a drug product and/or the reason for requiring postmarketing studies. In addition, the comment recommended that FDA require the manufacturer to include an adverse drug reaction "hotline" phone number in the PPI along with an FDA phone number. The PPI should inform the patient to report immediately any adverse drug reaction experienced to his or her doctor, the manufacturer, and FDA, and the manufacturer should be required to contact FDA immediately after receiving a report of a serious adverse reaction.

FDA concludes that patient package inserts are not routinely needed for drugs granted accelerated approval, although if circumstances made one appropriate, one would be developed for a particular drug. As with any prescription drug, the approved labeling for a product granted accelerated approval will contain information about the safe and effective use of the product, including all necessary warnings and the extent of clinical exposure. In addition, the conditions of use will be carefully worded to reflect the nature of the data supporting the product's approval. Physicians have the responsibility to inform patients about the safe and effective use of an approved product. Labeling includes suggestions to the physician concerning information to be provided to patients.

The agency notes that in this final rule limited editorial changes have been made to the wording of the proposed rule. The agency has determined that these changes do not affect the intent of the proposed rule.

#### V. Economic Impact

In accordance with Executive Order 12291, FDA has carefully analyzed the economic effects of this final rule and has determined that it is not a major rule as defined by the Order. Indeed, because firms will not be forced to use the accelerated approval mechanism,

applicants will most probably choose to take advantage of the program only where its use is expected to reduce net costs. Similarly, the final rule does not impose a significant economic impact on a substantial number of small entities so as to require a regulatory flexibility analysis under the requirements of the Regulatory Flexibility Act of 1980.

#### VI. Environmental Impact

The agency has determined under 21 CFR 25.24(a)(8) that this action is of a type that does not individually or cumulatively have a significant effect on the human environment. Therefore, neither an environmental assessment nor an environmental impact statement is required.

#### VII. Paperwork Reduction Act of 1980

This rule does not contain new collection of information requirements. Section 314.540 does refer to regulations that contain collection of information requirements that were previously submitted for review to the Director of the Office of Management and Budget (OMB) under section 3504 of the Paperwork Reduction Act of 1980 (Adverse Drug Experience Reporting, OMB No. 0190-0230).

#### List of Subjects

##### 21 CFR Part 314

Administrative practice and procedure, Confidential business information, Drugs, Reporting and recordkeeping requirements.

##### 21 CFR Part 601

Biologics, Confidential business information.

Therefore, under the Federal Food, Drug, and Cosmetic Act, the Public Health Service Act, and under authority delegated to the Commissioner of Food and Drugs, 21 CFR parts 314 and 601 are amended as follows:

#### PART 314—APPLICATIONS FOR FDA APPROVAL TO MARKET A NEW DRUG OR AN ANTIBIOTIC DRUG

1. The authority citation for 21 CFR part 314 continues to read as follows:

Authority: Secs. 201, 301, 501, 502, 503, 505, 506, 507, 701, 706 of the Federal Food, Drug, and Cosmetic Act (21 U.S.C. 321, 331, 351, 352, 353, 355, 356, 357, 371, 376).

2. Subpart H consisting of §§ 314.500 through 314.560 is added to read as follows:

#### Subpart H—Accelerated Approval of New Drugs for Serious or Life-Threatening Illnesses

Sec.

314.500 Scope.

Sec.

314.510 Approval based on a surrogate endpoint or on an effect on a clinical endpoint other than survival or irreversible morbidity.

314.520 Approval with restrictions to assure safe use.

314.530 Withdrawal procedures.

314.540 Postmarketing safety reporting.

314.550 Promotional materials.

314.560 Termination of requirements

#### Subpart H—Accelerated Approval of New Drugs for Serious or Life-Threatening Illnesses

##### § 314.500 Scope.

This subpart applies to certain new drug and antibiotic products that have been studied for their safety and effectiveness in treating serious or life-threatening illnesses and that provide meaningful therapeutic benefit to patients over existing treatments (e.g., ability to treat patients unresponsive to, or intolerant of, available therapy, or improved patient response over available therapy).

§ 314.510 Approval based on a surrogate endpoint or on an effect on a clinical endpoint other than survival or irreversible morbidity.

FDA may grant marketing approval for a new drug product on the basis of adequate and well-controlled clinical trials establishing that the drug product has an effect on a surrogate endpoint that is reasonably likely, based on epidemiologic, therapeutic, pathophysiologic, or other evidence, to predict clinical benefit or on the basis of an effect on a clinical endpoint other than survival or irreversible morbidity. Approval under this section will be subject to the requirement that the applicant study the drug further, to verify and describe its clinical benefit, where there is uncertainty as to the relation of the surrogate endpoint to clinical benefit, or of the observed clinical benefit to ultimate outcome. Postmarketing studies would usually be studies already underway. When required to be conducted, such studies must also be adequate and well-controlled. The applicant shall carry out any such studies with due diligence.

§ 314.520 Approval with restrictions to assure safe use.

(a) If FDA concludes that a drug product shown to be effective can be safely used only if distribution or use is restricted, FDA will require such postmarketing restrictions as are needed to assure safe use of the drug product, such as:

(1) Distribution restricted to certain facilities or physicians with special training or experience; or



(2) Distribution conditioned on the performance of specified medical procedures.

(b) The limitations imposed will be commensurate with the specific safety concerns presented by the drug product.

**§ 314.530 Withdrawal procedures.**

(a) For new drugs and antibiotics approved under §§ 314.510 and 314.520, FDA may withdraw approval, following a hearing as provided in part 15 of this chapter, as modified by this section, if:

(1) A postmarketing clinical study fails to verify clinical benefit;

(2) The applicant fails to perform the required postmarketing study with due diligence;

(3) Use after marketing demonstrates that postmarketing restrictions are inadequate to assure safe use of the drug product;

(4) The applicant fails to adhere to the postmarketing restrictions agreed upon;

(5) The promotional materials are false or misleading; or

(6) Other evidence demonstrates that the drug product is not shown to be safe or effective under its conditions of use.

(b) *Notice of opportunity for a hearing.* The Director of the Center for Drug Evaluation and Research will give the applicant notice of an opportunity for a hearing on the Center's proposal to withdraw the approval of an application approved under § 314.510 or § 314.520. The notice, which will ordinarily be a letter, will state generally the reasons for the action and the proposed grounds for the order.

(c) *Submission of data and information.* (1) If the applicant fails to file a written request for a hearing within 15 days of receipt of the notice, the applicant waives the opportunity for a hearing.

(2) If the applicant files a timely request for a hearing, the agency will publish a notice of hearing in the Federal Register in accordance with §§ 12.32(e) and 15.20 of this chapter.

(3) An applicant who requests a hearing under this section must, within 30 days of receipt of the notice of opportunity for a hearing, submit the data and information upon which the applicant intends to rely at the hearing.

(d) *Separation of functions.* Separation of functions (as specified in § 10.55 of this chapter) will not apply at any point in withdrawal proceedings under this section.

(e) *Procedures for hearings.* Hearings held under this section will be conducted in accordance with the provisions of part 15 of this chapter, with the following modifications:

(1) An advisory committee duly constituted under part 14 of this chapter

will be present at the hearing. The committee will be asked to review the issues involved and to provide advice and recommendations to the Commissioner of Food and Drugs.

(2) The presiding officer, the advisory committee members, up to three representatives of the applicant, and up to three representatives of the Center may question any person during or at the conclusion of the person's presentation. No other person attending the hearing may question a person making a presentation. The presiding officer may, as a matter of discretion, permit questions to be submitted to the presiding officer for response by a person making a presentation.

(f) *Judicial review.* The Commissioner's decision constitutes final agency action from which the applicant may petition for judicial review. Before requesting an order from a court for a stay of action pending review, an applicant must first submit a petition for a stay of action under § 10.35 of this chapter.

**§ 314.540 Postmarketing safety reporting.**

Drug products approved under this program are subject to the postmarketing recordkeeping and safety reporting applicable to all approved drug products, as provided in §§ 314.80 and 314.81.

**§ 314.550 Promotional materials.**

For drug products being considered for approval under this subpart, unless otherwise informed by the agency, applicants must submit to the agency for consideration during the preapproval review period copies of all promotional materials, including promotional labeling as well as advertisements, intended for dissemination or publication within 120 days following marketing approval. After 120 days following marketing approval, unless otherwise informed by the agency, the applicant must submit promotional materials at least 30 days prior to the intended time of initial dissemination of the labeling or initial publication of the advertisement.

**§ 314.560 Termination of requirements.**

If FDA determines after approval that the requirements established in § 314.520, § 314.530, or § 314.550 are no longer necessary for the safe and effective use of a drug product, it will so notify the applicant. Ordinarily, for drug products approved under § 314.510, these requirements will no longer apply when FDA determines that the required postmarketing study verifies and describes the drug product's clinical benefit and the drug product

would be appropriate for approval under traditional procedures. For drug products approved under § 314.520, the restrictions would no longer apply when FDA determines that safe use of the drug product can be assured through appropriate labeling. FDA also retains the discretion to remove specific postapproval requirements upon review of a petition submitted by the sponsor in accordance with § 10.30.

**PART 601—LICENSING**

3. The authority citation for 21 CFR part 601 continues to read as follows:

*Authority:* Secs. 201, 501, 502, 503, 505, 510, 513–516, 518–520, 701, 704, 706, 801 of the Federal Food, Drug, and Cosmetic Act (21 U.S.C. 321, 351, 352, 353, 355, 360, 360c–360f, 360h–360j, 371, 374, 376, 381); secs. 215, 301, 351, 352 of the Public Health Service Act (42 U.S.C. 216, 241, 262, 263); secs. 2–12 of the Fair Packaging and Labeling Act (15 U.S.C. 1451–1461).

4. Subpart E consisting of §§ 601.40 through 601.46 is added to read as follows:

**Subpart E—Accelerated Approval of Biological Products for Serious or Life-Threatening Illnesses**

Sec.

601.40 Scope.

601.41 Approval based on a surrogate endpoint or on an effect on a clinical endpoint other than survival or irreversible morbidity.

601.42 Approval with restrictions to assure safe use.

601.43 Withdrawal procedures.

601.44 Postmarketing safety reporting.

601.45 Promotional materials.

601.46 Termination of requirements.

**Subpart E—Accelerated Approval of Biological Products for Serious or Life-Threatening Illnesses**

**§ 601.40 Scope.**

This subpart applies to certain biological products that have been studied for their safety and effectiveness in treating serious or life-threatening illnesses and that provide meaningful therapeutic benefit to patients over existing treatments (e.g., ability to treat patients unresponsive to, or intolerant of, available therapy, or improved patient response over available therapy).

**§ 601.41 Approval based on a surrogate endpoint or on an effect on a clinical endpoint other than survival or irreversible morbidity.**

FDA may grant marketing approval for a biological product on the basis of adequate and well-controlled clinical trials establishing that the biological product has an effect on a surrogate endpoint that is reasonably likely, based on epidemiologic, therapeutic,



pathophysiologic, or other evidence, to predict clinical benefit or on the basis of an effect on a clinical endpoint other than survival or irreversible morbidity. Approval under this section will be subject to the requirement that the applicant study the biological product further, to verify and describe its clinical benefit, where there is uncertainty as to the relation of the surrogate endpoint to clinical benefit, or of the observed clinical benefit to ultimate outcome. Postmarketing studies would usually be studies already underway. When required to be conducted, such studies must also be adequate and well-controlled. The applicant shall carry out any such studies with due diligence.

**§ 601.42 Approval with restrictions to assure safe use.**

(a) If FDA concludes that a biological product shown to be effective can be safely used only if distribution or use is restricted, FDA will require such postmarketing restrictions as are needed to assure safe use of the biological product, such as:

(1) Distribution restricted to certain facilities or physicians with special training or experience; or

(2) Distribution conditioned on the performance of specified medical procedures.

(b) The limitations imposed will be commensurate with the specific safety concerns presented by the biological product.

**§ 601.43 Withdrawal procedures.**

(a) For biological products approved under §§ 601.40 and 601.42, FDA may withdraw approval, following a hearing as provided in part 15 of this chapter, as modified by this section, if:

(1) A postmarketing clinical study fails to verify clinical benefit;

(2) The applicant fails to perform the required postmarketing study with due diligence;

(3) Use after marketing demonstrates that postmarketing restrictions are inadequate to ensure safe use of the biological product;

(4) The applicant fails to adhere to the postmarketing restrictions agreed upon;

(5) The promotional materials are false or misleading; or

(6) Other evidence demonstrates that the biological product is not shown to be safe or effective under its conditions of use.

(b) *Notice of opportunity for a hearing.* The Director of the Center for

Biologics Evaluation and Research will give the applicant notice of an opportunity for a hearing on the Center's proposal to withdraw the approval of an application approved under § 601.40 or § 601.41. The notice, which will ordinarily be a letter, will state generally the reasons for the action and the proposed grounds for the order.

(c) *Submission of data and information.* (1) If the applicant fails to file a written request for a hearing within 15 days of receipt of the notice, the applicant waives the opportunity for a hearing.

(2) If the applicant files a timely request for a hearing, the agency will publish a notice of hearing in the Federal Register in accordance with §§ 12.32(e) and 15.20 of this chapter.

(3) An applicant who requests a hearing under this section must, within 30 days of receipt of the notice of opportunity for a hearing, submit the data and information upon which the applicant intends to rely at the hearing.

(d) *Separation of functions.* Separation of functions (as specified in § 10.55 of this chapter) will not apply at any point in withdrawal proceedings under this section.

(e) *Procedures for hearings.* Hearings held under this section will be conducted in accordance with the provisions of part 15 of this chapter, with the following modifications:

(1) An advisory committee duly constituted under part 14 of this chapter will be present at the hearing. The committee will be asked to review the issues involved and to provide advice and recommendations to the Commissioner of Food and Drugs.

(2) The presiding officer, the advisory committee members, up to three representatives of the applicant, and up to three representatives of the Center may question any person during or at the conclusion of the person's presentation. No other person attending the hearing may question a person making a presentation. The presiding officer may, as a matter of discretion, permit questions to be submitted to the presiding officer for response by a person making a presentation.

(f) *Judicial review.* The Commissioner's decision constitutes final agency action from which the applicant may petition for judicial review. Before requesting an order from a court for a stay of action pending review, an applicant must first submit a

petition for a stay of action under § 10.35 of this chapter.

**§ 601.44 Postmarketing safety reporting.**

Biological products approved under this program are subject to the postmarketing recordkeeping and safety reporting applicable to all approved biological products.

**§ 601.45 Promotional materials.**

For biological products being considered for approval under this subpart, unless otherwise informed by the agency, applicants must submit to the agency for consideration during the preapproval review period copies of all promotional materials, including promotional labeling as well as advertisements, intended for dissemination or publication within 120 days following marketing approval. After 120 days following marketing approval, unless otherwise informed by the agency, the applicant must submit promotional materials at least 30 days prior to the intended time of initial dissemination of the labeling or initial publication of the advertisement.

**§ 601.46 Termination of requirements.**

If FDA determines after approval that the requirements established in § 601.42, § 601.43, or § 601.45 are no longer necessary for the safe and effective use of a biological product, it will so notify the applicant. Ordinarily, for biological products approved under § 601.41, these requirements will no longer apply when FDA determines that the required postmarketing study verifies and describes the biological product's clinical benefit and the biological product would be appropriate for approval under traditional procedures. For biological products approved under § 601.42, the restrictions would no longer apply when FDA determines that safe use of the biological product can be assured through appropriate labeling. FDA also retains the discretion to remove specific postapproval requirements upon review of a petition submitted by the sponsor in accordance with § 10.30.

Dated: December 7, 1992.

David A. Kessler,

Commissioner of Food and Drugs.

Louis W. Sullivan,

Secretary of Health and Human Services.

[FR Doc. 92-30129 Filed 12-9-92; 9:51 am]

BILLING CODE 4180-01-F

# Exhibit 23

FDA Letter to Population Council re: NDA (Feb. 18,  
2000)



/S/

NDA 20-687

FEB 18 2000

Population Council  
Attention: Sandra P.-Arnold  
1230 York Avenue  
New York, NY 10021

Dear Ms. Arnold:

Please refer to your new drug application (NDA) dated March 14, 1996, received March 18, 1996, submitted under section 505(b) of the Federal Food, Drug, and Cosmetic Act for mifepristone 200 mg tablets.

We acknowledge receipt of your submissions dated September 18 and 26, 1996; January 30, March 6 and 31, July 28, August 5, September 3 and 24, November 26, 1997; January 30, February 19, April 27, June 25, October 26, December 7 and 8, 1998; February 8, 22, March 31, April 28, May 10, 20, June 3 (2), 15, 25, 30, July 14, 22, August 3, 13, 18, 30, September 3, 8, 13, 30, October 5, 26, 28, November 16, 29 (2), December 6, 7, 23, 1999; January 21, 28 (2), and February 16, 2000. Your submission of August 18, 1999 constituted a complete response to our September 18, 1996 action letter.

We have completed the review of this application, as amended, and it is approvable. Before this application may be approved, however, it will be necessary for you to address the following:

**Chemistry**

Drug Substance

NDA 20-687  
Mifepristone  
Population Council  
Page 2

---

Drug Product

---



Redacted 1  
pages of trade  
secret and/or  
confidential  
commercial  
information

NDA 20-687  
Mifepristone  
Population Council  
Page 4

---

### Labeling

Address the recommendations in the enclosed draft labeling for the Physician Insert and Patient Package Insert.

It will be necessary for you to submit revised draft labeling for the drug. We recommend that the



NDA 20-687  
Mifepristone  
Population Council  
Page 5

labeling be identical in content to the enclosed draft labeling (text for the Physician Package Insert and Patient Package Insert).

If additional information relating to the safety or effectiveness of this drug becomes available, revision of the labeling may be required.

#### **Phase 4 Commitments**

We remind you of your commitments dated September 16, 1996, to perform the following Phase 4 studies:

1. To monitor the adequacy of the distribution and credentialing system,
2. To follow-up on the outcome of a representative sample of mifepristone-treated women who have surgical abortion because of the method failure,
3. To assess the long-term effects of multiple use of the regimen,
4. To ascertain the frequency with which women follow the complete treatment regimen and the outcome of those who do not,
5. To study the safety and efficacy of the regimen in women (1) under 18 years of age, (2) over age 35, and (3) who smoke,
6. To ascertain the effect of the regimen on children born after treatment failure.

#### **Distribution Plan**

We have completed our review of this application, including the restrictions on the distribution and use of this product proposed in your January 21, 2000 submission, entitled "Distribution Plan". We have concluded that adequate information has not been presented to demonstrate that the drug, when marketed in accordance with the terms of distribution proposed, is safe and effective for use as recommended. The restrictions on distribution will need to be amended.

We have thus considered this application under the restricted distribution regulations contained in 21 CFR 314.500 (Subpart H) and have concluded that restrictions as per CFR 314.520 on the distribution and use of mifepristone are needed to assure safe use of this product.



NDA 20-687  
Mifepristone  
Population Council  
Page 6

### Promotional Activities

Please note that promotional activities for this NDA are subject to 21 CFR 314.550. As such, please submit three copies of the introductory promotional materials that you propose to use for this product. All proposed materials should be submitted in draft or mock-up form, not final print. Please send one copy to the [redacted] and two copies of both the promotional materials and the package insert directly to:

Division of Drug Marketing, Advertising, and Communications, HFD-40  
Food and Drug Administration  
5600 Fishers Lane  
Rockville, Maryland 20857

Under 21 CFR 314.50(d)(5)(vi)(b), we request that you update your NDA by submitting all safety information you have regarding your new drug. Please provide updated information as listed below. The update should cover all studies and uses of the drug including: (1) those involving indications not being sought in the present submission, (2) other dosage forms, and (3) other dose levels, etc.

1. Retabulation of all safety data including results of trials that were still ongoing at the time of NDA submission. The tabulation can take the same form as in your initial submission. Tables comparing adverse reactions at the time the NDA was submitted versus now will certainly facilitate review.
2. Retabulation of drop-outs with new drop-outs identified. Discuss, if appropriate.
3. Details of any significant changes or findings.
4. Summary of worldwide experience on the safety of this drug.
5. Case report forms for each patient who died during a clinical study or who did not complete a study because of an adverse event.
6. English translations of any approved foreign labeling not previously submitted.
7. Information suggesting a substantial difference in the rate of occurrence of common, but less serious, adverse events.

Within 10 days after the date of this letter, you are required to amend the application, notify us of your intent to file an amendment, or follow one of your other options under 21 CFR 314.110. In the absence of any such action FDA may proceed to withdraw the application. Any amendment should respond to all the deficiencies listed. We will not process a partial reply as a major amendment nor will the review clock be reactivated until all deficiencies have been addressed.



NDA 20-687  
Mifepristone  
Population Council  
Page 7

The drug product may not be legally marketed until you have been notified in writing that the application is approved.

If you have any questions, call

Sincerely,

/S/

Center for Drug Evaluation and Research

Enclosure

APPEARS THIS WAY  
ON ORIGINAL

# Exhibit 24

2000 FDA Approval Memorandum to Population  
Council re: NDA 20-687 Mifeprex (mifepristone) (Sept.  
28, 2000)



## MEMORANDUM

DEPARTMENT OF HEALTH AND HUMAN SERVICES  
PUBLIC HEALTH SERVICE  
FOOD AND DRUG ADMINISTRATION  
CENTER FOR DRUG EVALUATION AND RESEARCH

DATE: September 28, 2000

FROM:

/S/

SUBJECT:

TO: NDA 20-687 MIFEPREX (mifepristone) Population Council

This memo documents the approval action concerning the Population Council's NDA for mifepristone for the medical termination of intrauterine pregnancy through 49 days' pregnancy. The application was initially submitted to the Food and Drug Administration (FDA) on March 14, 1996. The Reproductive Health Drugs Advisory Committee met on July 19, 1996 and voted that benefits exceeded risk for this drug product with 6-yes, 0-no, and 2 abstentions. An approvable action letter was issued September 18, 1996 citing deficiencies in areas of Clinical (distribution system), Chemistry/Manufacturing and Controls, Biopharmaceutics, and Labeling. A complete response was received August 18, 1999. The last action by the Office was on February 18, 2000. That approvable action letter listed application deficiencies consisting of Chemistry/Manufacturing and Controls, Labeling, and the Distribution System issues. The Population Council submitted a complete response on March 30, 2000. After a brief summary of effectiveness and safety, this memo addresses those outstanding issues listed in the last action letter, Phase 4 commitments, and other issues.

Summary of Effectiveness and Safety

Effectiveness and safety data were derived from one U.S. clinical trial and two French trials. Effectiveness was defined as the complete expulsion of products of conception without the need for surgical intervention.

The U.S. trial consisted of 859 women providing safety data and 827 women providing effectiveness data for gestations of 49 days or less, dated from the last menstrual period. Demographic data showed racial composition of the U.S. trial was similar to the overall U.S. general population. Medical abortion was complete in 92.1% of 827 subjects. Surgical intervention was performed in 7.9% of subjects: 1.6% had medically indicated interventions (1.2% for heavy bleeding), 4.7% had incomplete abortions, 1.0% had ongoing pregnancies, and 0.6% had intervention at the patient's request. One of the 859 patients received a blood transfusion.

The two French trials enrolled a total of 1,681 women providing effectiveness outcomes and 1,800 women providing safety information. Medical abortion was complete in 95.5% of the 1681 subjects. Surgical intervention was performed in 4.5% of subjects: 0.3% for bleeding, 2.9% for incomplete abortions, and 1.3% for ongoing pregnancies. Of the 1,800 women, 2 patients received blood transfusions.

The Advisory Committee reviewed the French data in 1996 and voted 6-yes and 2-no for data supporting efficacy, 7-yes and 1-abstention for data supporting safety. As stated above, the overall vote for benefits exceeding risk was 6-yes, 0-no, and 2-abstentions. During the second review cycle in 1999, the committee received a copy of the U.S. study report, as they requested, to provide FDA with comments. None were received. The U.S. trial data confirms the effectiveness and safety of the product.



#### Chemistry/Manufacturing

In May, 2000 the Population Council informed the Division of Reproductive and Urologic Drug Products that the bulk drug substance maker had changed manufacturing processes last summer. New analytic, physical, and stability data were received and reviewed and found to be adequate to ensure the quality of the drug manufacturing was preserved.

An inspection of the bulk drug substance maker was performed on July 24-28, 2000. Deficiencies were cited and the manufacturer corrected these. These corrections were found acceptable.

Because the drug is being distributed directly to qualified physicians, there is minimal chance for drug name confusion and I agree with the name, Mifeprex.

#### Labeling

Labeling is important to educate prescribers and patients about the safe and effective use of the drug and to inform health professionals about adverse event risks. The 1996 Advisory Committee strongly supported education of users of mifepristone. By coupling professional labeling with other educational interventions such as the Medication Guide, Patient Agreement, and Prescriber's Agreement, along with having physician qualification requirements of abilities to date pregnancies accurately and diagnose ectopic pregnancies (and other requirements), goals of safe and appropriate use may be achieved. The drug's labeling is now part of a total risk management program that will be summarized below. The professional labeling, Medication Guide, Patient Agreement, and Prescriber's Agreement will together constitute the approved product labeling to ensure any future generic drug manufacturers will have the same risk management program.

The labeling for mifepristone has been revised to provide information about how to report adverse events. FDA and the Population Council agree that a black box will highlight special items related to the drug. In addition, FDA has determined that a Medication Guide for this drug will help ensure dispensers provide important information to patients to enhance compliance with the regimen for safety and efficacy. Furthermore, a patient agreement fosters active patient education and participation in this regimen. The Population Council will provide these educational materials (the professional labeling, the Medication Guide, the patient agreement form, and the Prescriber's Agreement form). The professional labeling, Medication Guide, Patient Agreement, and Prescriber's Agreement must be read, understood, and attested to by physicians who meet prescribing qualifications (discussed below).

#### Black Box

21 CFR 201.57(e) permits FDA to require a black box warning for special problems, particularly those that may lead to death or serious injury. The Population Council agreed in its July 5, 2000 submission to a black box warning. It was agreed that the box would contain the following:

"If Mifeprex results in incomplete abortion, surgical intervention may be necessary. Prescribers should determine in advance whether they will provide such care themselves or through other providers. Prescribers should also give patients clear instructions of whom to call and what to do in the event of an emergency following administration of Mifeprex.

Prescribers should make sure the patients receive and have an opportunity to discuss the Medication Guide and Patient Agreement."

#### Misoprostol Administration

The approvable letter issued by FDA on 2/18/2000 agreed to the Population Council's statement that women could have the option of taking misoprostol on Day 3 either at home or at the prescriber's office. However, data provided by the Population Council supporting home use was re-reviewed and found not to provide substantial evidence for safety and efficacy. The data were anecdotal off-label experience with



a vaginal misoprostol regimen, an observational study about home use in Guadeloupe, and a U.S. clinical study of home use of a different regimen with different drug doses. The only study that commented on whether home use led to correct use was the Guadeloupe study reporting that 4% of patients who took misoprostol at home did it incorrectly. Returning to the health care provider on Day 3 for misoprostol, as in the U.S. clinical trial, assures that the misoprostol is correctly administered. This requirement has the additional advantage of contact between the patient and health care provider to provide ongoing care and to reinforce the need to return on Day 14 to confirm that expulsion has occurred.

Early in drug development, a mandatory observation period of 3-4 hours was instituted in clinical trials worldwide when a prostaglandin analogue, sulprostone, was used with mifepristone and felt to have some cardiovascular risk. This drug is no longer being used with mifepristone and is not a marketed drug in the U.S.; therefore, the rationale for an observation period is moot. There is no more likelihood of an adverse event occurring in the few hours after misoprostol administration than during the entire study period.

Therefore, as a consequence of this re-evaluation, the labeling currently reads that the patient returns on Day 3 for misoprostol and is given instructions about adverse events and whom to contact for questions and emergencies.

#### Access to Health Care and Emergency Services

FDA agreed with the Population Council that access to health care and emergency services is critical for the safe and effective use of the drug. The clinical trials ensured access to services. The labeling has a black box highlighting the possible need for surgical intervention and either the provision of access to these services by the prescriber or through referral. The labeling has a contraindication if there is no access to medical facilities for emergency services. The Patient Agreement emphasizes the need to know what to do in the case of an emergency.

#### Patient Agreement Form

Patients should be informed about the indication of the drug and how it is given. They must understand the type of regimen they are about to commit to and its risks and benefits. The signed agreement form will be given to the patient for her reference and another kept in the medical record. The Population Council has committed to auditing prescribers to ascertain whether they have obtained signed copies of the Patient Agreement forms.

#### Biopharmaceutics

This review cycle, the clinical biopharmaceutical reviewers evaluated new data in the published literature regarding the metabolism of mifepristone by the P450 3A4 system. Mifepristone is a substrate and this may inhibit drug metabolism of certain drugs and induce metabolism of others. This information was placed in the professional labeling and patients are instructed in the Medication Guide that use of other drugs may interfere with actions of mifepristone and misoprostol.

#### Pharmacology-Toxicology

Current literature on the effects of human fetal exposure to mifepristone and misoprostol or mifepristone alone was reviewed to ensure risk information was current. Many of the case reports of malformation concern the unsuccessful use of misoprostol for abortion, resulting in limb, facial, cranial, and other abnormalities. Many reports were retrospective in nature, subject to reporting and recall bias. Nevertheless, the risk of malformation is very important to address. This drug's indication is for pregnancy termination. The labeling, Medication Guide, process of obtaining patient agreement on medical abortion, and the commitment of the physicians through their signed Prescriber's Agreement are all meant to ensure women are completely informed about the process and make a commitment to follow through.



The labeling for Mifeprex states that it is used with misoprostol for termination of pregnancy of 49 days or less. Human data on mifepristone and misoprostol used in this timeframe is available. Safety Update Report #3 submitted on March 31, 2000 contains [REDACTED] Periodic Safety Update Report #9 for the period of September 1, 1998 to November 30, 1999. It lists 38 on-going pregnancies with mifepristone plus misoprostol. The Lancet published a letter in July 1998 from [REDACTED] in which they mention that they had reviewed 71 cases of continuing pregnancies after failed early termination of pregnancy occurring from 1987 to 1998 and found no reported cases of malformation associated with use of mifepristone and misoprostol. There was one report of sirenomelia and cleft palate in a patient who had a therapeutic termination at week 7 gestation associated with mifepristone use alone. On July 6, 1999 the European Summary of Product Characteristics contains a statement for mifepristone that in humans, the reported cases do not allow a causality assessment for mifepristone alone or used with a prostaglandin. On August 21, 2000 the sponsor provided [REDACTED] 12/1/99 to 5/31/00 Periodic Safety Update on pregnancy outcomes following early pregnancy exposure. The current labeling has these new data on 82 pregnancies exposed to mifepristone only (40) and mifepristone used with misoprostol (42). FDA agrees that no conclusion can be made from the data at this time. Information on the possibility of a risk of malformation, including the above information as well as the anecdotal reports, is nevertheless included in the professional labeling, Medication Guide, and Patient Agreement. The Population Council has committed to continuing ongoing surveillance of human malformation risk.

#### Medication Guide

This product will be approved with a Medication Guide which dispensers must provide with the drug. It is important for patients to be fully informed about the drug, as well as the need for follow up, especially on Day 14 to confirm expulsion. A Medication Guide was determined to be necessary to patients' safe and effective use of the drug. The drug product is important to the health of women and the Medication Guide will encourage patient adherence to directions for use. Patient adherence to directions for use and visits is critical to the drug's effectiveness and safety.

#### Distribution System

Since 1996, FDA and the Population Council have agreed, as publicly discussed with the Reproductive Drug Products Advisory Committee, that once approved, the drug will be distributed directly to physicians. It will not be available from pharmacies. There were also discussions about the qualifications of the physicians receiving mifepristone for dispensing. The Committee also stated it was important that women have access to medical abortion as this new therapeutic option may offer women avoidance of a surgical procedure.

In January 2000, the Population Council provided its initial plan for drug distribution. This plan was resubmitted in its complete response of March 30, 2000. This plan had acceptably addressed the issue of physical security of the drug. The distribution system plan stated specific requirements imposed on and by distributors of the drug, including procedures for storage, dosage tracking, damaged product returns, and other matters. See Subpart H of this memo for more details. Other aspects of the distribution system are addressed below.

#### Physician Qualifications

Physician qualifications were discussed within CDER, the Agency, and with the Population Council. FDA also discussed physician qualifications with a special government employee with expertise in early pregnancy. The Population Council proposed that the drug be directly distributed to qualified physicians, as opposed to other types of health care professionals (midwives, physician's assistants, nurse practitioners, etc.). This restriction was supported by the discussions of the 1996 Advisory Committee. In fact, the clinical trial data was derived from the experience of physicians using this drug. Thus, physicians remain the initial population who will receive this drug for dispensing. This does not preclude another type of health care provider, acting under the supervision of a qualified physician, from



dispensing the drug to patients, provided state laws permit this. Should data be provided to amend the restriction to physicians, FDA will consider them.

The types of skills physicians had in the U.S. clinical trial were: 1) the ability to use ultrasound and clinical examination to date pregnancies and diagnose ectopic pregnancies, 2) the ability to perform surgical procedures, including dilation and curettage, vacuum suction, and/or surgical abortions, for bleeding or incomplete abortion, and, 3) they had privileges at medical facilities to provide emergency resuscitation, transfusion, hospitalization, etc. Physicians were trained to use the drug per protocol. Fourteen of the seventeen physicians in the U.S. clinical trial were obstetricians/gynecologists. All patients were within one hour of emergency facilities or the facilities of the principle investigator.

The role of ultrasound was carefully considered. In the clinical trial, ultrasound was performed to ensure proper data collection on gestational age. In practice, dating pregnancies occurs through using other clinical methods, as well as through using ultrasound. Ultrasound information can be provided to the prescribing physicians to guide treatment, but this information can be obtained through consultation referral from an ultrasound provider and does not necessarily need to be obtained by the prescriber him/herself. The labeling recommends ultrasound evaluation as needed, leaving it to the medical judgement of the physician.

The Population Council proposed that any physician who could date pregnancies and diagnose ectopic pregnancies should be able to receive the drug from the distributor. These two qualifications alone limit the number of physicians who will be eligible to receive mifepristone from the Population Council's distributor(s) to those physicians who are very familiar with managing early pregnancies. These two qualifications also are performance-based standards and do not limit providers of mifepristone to specific medical subspecialties. Education about the use of the drug is described above in the Labeling section of this memo. Because qualified physicians will be using this drug, there is no need for special certification programs. The current labeling and distribution system states physician need not have skills for handling surgical interventions, but could provide referral to services for incomplete abortion and emergency care. The Population Council stated that current medical practice is structured on referral of patients who need surgery (for example, women with a spontaneous incomplete abortion or a cardiologist's patient who needs by-pass grafts) to a physician possessing the skills to address the problem. Moreover, within the U.S. clinical trial, 11 patients out of roughly 850 patients needed surgical intervention to handle bleeding, the most important urgent adverse event associated with this drug, and 3 of these patients were handled by non-principal investigators such as the emergency room and non-study gynecologist. This suggests that patients will get the needed surgical intervention by either their physician or another physician with the needed skills. Referral to a hospital for emergency services does not mean having admitting privileges, but having the ability and the responsibility to direct patients to hospitals, if needed. The professional labeling and the Medication Guide highlight that surgery may be needed and patients need to know if the provider of mifepristone will furnish surgical intervention or if the patient will be referred. If the latter, the treating health care provider must give the patient the name, address, and phone number of this referred provider. To ensure that the quality of care is not different for patients who are treated by physicians who have the skill for surgical intervention (as in the clinical trials) compared to those treated by physicians who must refer patients for surgical intervention, FDA has proposed and the Population Council has agreed to structure a Phase 4 monitoring study. This monitoring study incorporates study questions of four of the original six Phase 4 commitments. See Phase 4 Commitments for additional information.

Finally, the one hour travel distance restriction in the clinical trial was intended to ensure access by patients to emergency or health care services. This concern has been dealt with through the labeling, which makes it clear that if there isn't adequate access to emergency services, the medication is contraindicated.



### Subpart H

In the February 18, 2000 approvable letter, FDA stated that the eventual approval of this drug would be under Subpart H. (21 CFR 314.500-314.560). This subpart applies to certain new drugs that have been studied for their safety and effectiveness in treating serious or life-threatening illnesses and that provide meaningful therapeutic benefit to patients over existing treatments. FDA has determined that the termination of an unwanted pregnancy is a serious condition within the scope of Subpart H. The meaningful therapeutic benefit over existing surgical abortion is the avoidance of a surgical procedure. Subpart H applies when FDA concludes that a drug product shown to be effective can be safely used only if distribution or use is restricted, such as to certain physicians with special skills or experience. In the case of mifepristone, the Population Council proposed and FDA agreed that this drug will be directly distributed via an approved plan that ensures the physical security of the drug to physicians who meet specific qualifications. Under 21 CFR 314.520, distribution of mifepristone is restricted as described below.

- Mifepristone must be provided by or under the supervision of a physician who meets the following qualifications:
  - Ability to assess the duration of pregnancy accurately
  - Ability to diagnose ectopic pregnancies
  - Ability to provide surgical intervention in cases of incomplete abortion or severe bleeding, or have made plans to provide such care through other qualified physicians, and are able to assure patient access to medical facilities equipped to provide blood transfusions and resuscitation, if necessary
  - Has read and understood the prescribing information of Mifeprex
  - Must provide each patient with a Medication Guide and must fully explain the procedure to each patient, provide her with a copy of the Medication Guide and Patient Agreement, given her an opportunity to read and discuss both the Medication Guide and the Patient Agreement, obtain her signature on the Patient Agreement and must sign it as well
  - Must notify the sponsor or its designate in writing as discussed in the Package Insert under the heading DOSEAGE AND ADMINISTRATION in the event of an on-going pregnancy, which is not terminated subsequent to the conclusion of the treatment procedure
  - Must report any hospitalization, transfusion or other serious events to the sponsor or its designate
  - Must record the Mifeprex package serial number in each patient's record
- With respect to the aspects of distribution other than physician qualifications described above, distribution of Mifeprex will be in accordance with the system described in the Population Council's submission of March 30, 2000, which includes the following:
  - Secure manufacturing, receiving, and holding areas for the drug
  - Secure shipping procedures, including tamper-proof seals
  - Controlled returns procedures
  - Tracking system ability to trace individual packages to the patient level, while maintaining patient confidentiality
  - Use of authorized distributors and agents with necessary expertise to handle distribution requirements for the drug
  - Provision of drug through a direct, confidential physician distribution system that ensures only qualified physicians will receive the drug for patient dispensing

The Population Council agreed to approval under Subpart H in their letter of September 15, 2000.



#### Phase 4 Commitments

In 1996, the Population Council committed to 6 post-marketing studies: 1) to monitor the adequacy of the distribution and credentialing system; 2) to follow up on the outcome of a representative sample of mifepristone treated women who have surgical abortion because of method failure; 3) to assess the long term effects of multiple use of the regimen; 4) to ascertain frequency with which women follow the complete treatment regimen and the outcome of those who do not; 5) to study the safety and efficacy of the regimen in women under age 18, over age 35, and who smoke; 6) to ascertain the effect of the regimen on children born after treatment failure.

During this review cycle, items 1, 2, 4 and 5 were revised and integrated into a monitoring study to ensure providers who did not have surgical intervention skills and referred patients for surgery had similar patient outcomes as those patients under the care of physicians who possessed surgical skills (such as those in the clinical trial). This study specifically addresses adequacy of qualifications (#1). FDA reviewed the protocols from the Population Council submitted on September 7, 2000 and provided a revised protocol on September 13, 2000 in which the investigators collect data on safety outcomes (#2), return for their follow up visits (#4), and include all ages (#5) and collect smoking status (#5). Commitment #2 was defined by the Advisory Committee discussions of 1996 surrounding the question of whether certain physician specialties would have higher rates of problems encountered with medical abortion. This study specifically will investigate the performance of specialties with surgical skills compared to those that refer for surgical interventions with respect to incidence of medical abortion failures.

The Population Council agrees to study ongoing pregnancies and their outcomes through a surveillance, reporting, and tracking system (#6). This protocol summary and a summary for the monitoring system was received on September 19, 2000 and both were found to be adequate.

The Population Council asked that Commitment #3 (to assess the long term effects of multiple use of the regimen) be waived because it would not be feasible to identify and enroll sufficient numbers of repeat users of the drug, especially given privacy issues. In addition, the pharmacology of mifepristone does not suggest any carry over effect after one-time administration. The Agency agrees with this assessment.

As a note, this cycle the Population Council provided new data concerning Commitment #5 (to study the safety and efficacy of the regimen in women under age 18, over age 35, and who smoke), from Spitz et al. This study had 106 women ages 35 years or older as well as 51 subjects under age 20, all of whom were 49 days or less since their last menstrual period. The data on the older women is informative and of meaningful sample size. FDA agrees there is no biological reason to expect menstruating females under age 18 to have a different physiological outcome with the regimen. The Spitz data actually suggests a trend towards increased success of medical abortion with younger patients. However, as these age groups were not part of the NDA indication and the data on safety and effectiveness were only reviewed for the indication's age group (18-35 years of age), the trials excluded patients younger than 18 years old, and the raw data from Spitz have not been submitted for review, the labeling states the safety and efficacy in these groups have not been studied. The Population Council will collect outcomes in their Phase 4 studies of women of all ages to further study this issue. With respect to smokers, the Population Council will study smokers of various ages to collect safety information. In sum, the changes in postmarketing commitments reflect current postmarketing questions given establishment of final labeling, Medication Guide, and distribution system, along with availability of additional clinical data with the drug since 1996.

The postmarketing audit of signed Patient Agreement forms was discussed above.



#### Public Comments Considered

The Food and Drug Administration received over 1,000 letters or emails from the public about mifepristone. Most comments objected to various restrictions of the drug's distribution. For example, many letters opposed press reports of an alleged FDA public registry of doctors who dispense mifepristone. Other letters focused on the research uses of mifepristone for neurologic and oncologic diseases and the concern that restricting distribution after approval would constrain off-label uses. Still other letters expressed misunderstanding that experimental indications that are subject to INDs would be limited by an approval of mifepristone with distribution restrictions. These comments were reviewed and considered.

#### Risk Management Program

Risk management for a drug has the goal of optimizing the use of a product by maximizing its benefits and minimizing its risks. Interventions to manage risk include education to physicians, patients, and the public, labeling (including warnings, precautions, contraindications, dosage and administration, and Medication Guide), restriction of product use or supply, and packaging changes. This drug is being approved under Subpart H (restrictions on distribution) as part of the risk management program. The Population Council and FDA have identified the areas below, among others, that contribute to drug safety and effectiveness:

1. Proper selection of patients via physicians who are qualified to do so by dating pregnancies and diagnosing ectopics,
2. Qualified physicians to administer or supervise the administration of the medication
3. Compliance with the regimen by physicians and patients through education and monitoring
4. Safety and effectiveness information that fully informs patients and physicians about the risks and benefits of the treatment
5. Evaluation of physician qualifications through Phase 4 studies has been discussed in above sections.
6. Physical packaging in unit of dosing to ensure proper dose and provision of Medication Guide with each dose
7. Active patient participation in the treatment through the Patient Agreement and Medication Guide with an audit of signed Patient Agreement to ensure compliance
8. Active programs to get physicians to report adverse events and ongoing pregnancies to provide accurate risk information
9. Commitment to review and revise the risk management program for improved public health

All components of this risk management program have been discussed above, including the Medication Guide, the labeling that includes the Prescriber's and Patient Agreement forms, approval under Subpart H, and Phase 4 studies to evaluate risk management interventions and to gather data on risks.

In summary, all approval issues related to the NDA have been addressed adequately.

APPEARS THIS WAY  
ON ORIGINAL



# Exhibit 25

2000 FDA Approval Letter for Mifeprex (mifepristone)  
Tablets (Sept. 28, 2000)

SEP 28 2000

NDA 20-687

Population Council  
Attention: Sandra P. Arnold  
Vice President, Corporate Affairs  
1230 York Avenue  
New York, NY 10021

Dear Ms. Arnold:

Please refer to your new drug application (NDA) dated March 14, 1996, received March 18, 1996, submitted under section 505(b) of the Federal Food, Drug, and Cosmetic Act for MIFEPREX™ (mifepristone) Tablets, 200 mg.

We acknowledge receipt of your submissions dated April 19, June 20, July 25, August 15 and September 16 and 26, 1996; January 30, March 31, July 28, August 5, September 24, November 26, 1997; January 30 (2), February 19, April 27, June 25, October 26, December 8, 1998; February 8 and 22, March 31, April 28, May 10 and 20, June 3 (2), 15, 23, 25, and 30, July 14 (2) and 22, August 3, 13, 18 and 30, September 3, 8, 13 and 30, October 5, 26 and 28, November 16 and 29 (2), December 6, 7 and 23, 1999; and January 11, 21 and 28 (2), February 16 and 24, March 3, 6, 9, 10, 30 and 31 (2), April 20, May 3, 11 and 17, June 22 and 23, July 11, 13, 25 and 27, August 18, 21 and 24, September 8, 12, 15 (2), 19 (2), 20, 21, 22, 26 (2), and 27 (2), 2000. Your submission of March 30, 2000 constituted a complete response to our February 18, 2000 action letter.

This new drug application provides for the use of Mifeprex™ for the medical termination of intrauterine pregnancy through 49 days' pregnancy.

We have completed the review of this application, as amended, and have concluded that adequate information has been presented to approve Mifeprex™ (mifepristone) Tablets, 200 mg, for use as recommended in the agreed upon labeling text. The application is approved under 21 CFR 314 Subpart H. Approval is effective on the date of this letter. Marketing of this drug product and related activities are to be in accordance with the substance and procedures of the referenced regulations.

The final printed labeling (FPL) [including the professional labeling (Package Insert), the Medication Guide required for this product under 21 CFR Part 208, the Patient Agreement Form, and the Prescriber's Agreement Form] must be identical to the submitted draft labeling (Package Insert, Medication Guide, Patient Agreement Form, and the Prescriber's Agreement Form submitted September 27, 2000; and the immediate container and carton labels submitted July 25, 2000). Marketing the product with FPL that is not identical to the approved labeling text may render the product misbranded and an unapproved new drug.

Please submit 20 paper copies of the FPL as soon as it is available, in no case more than 30 days after it is printed. Please individually mount ten of the copies on heavy-weight paper or similar material. Alternatively, you may submit the FPL electronically according to the guidance for industry titled *Providing Regulatory Submissions in Electronic Format - NDAs* (January 1999). For administrative



purposes, this submission should be designated "FPL for approved NDA 20-687." Approval of this submission by FDA is not required before the labeling is used.

Under 21 CFR 314.520, distribution of the drug is restricted as follows:

Mifeprex™ must be provided by or under the supervision of a physician who meets the following qualifications:

- Ability to assess the duration of pregnancy accurately.
- Ability to diagnose ectopic pregnancies.
- Ability to provide surgical intervention in cases of incomplete abortion or severe bleeding, or have made plans to provide such care through other qualified physicians, and are able to assure patient access to medical facilities equipped to provide blood transfusions and resuscitation, if necessary.
- Has read and understood the prescribing information of Mifeprex™.
- Must provide each patient with a Medication Guide and must fully explain the procedure to each patient, provide her with a copy of the Medication Guide and Patient Agreement, give her an opportunity to read and discuss both the Medication Guide and the Patient Agreement, obtain her signature on the Patient Agreement and must sign it as well.
- Must notify the sponsor or its designate in writing as discussed in the Package Insert under the heading DOSAGE AND ADMINISTRATION in the event of an ongoing pregnancy, which is not terminated subsequent to the conclusion of the treatment procedure.
- Must report any hospitalization, transfusion or other serious events to the sponsor or its designate.
- Must record the Mifeprex™ package serial number in each patient's record.

With respect to the aspects of distribution other than physician qualifications described above, the following applies:

- Distribution will be in accordance with the system described in the March 30, 2000 submission. This plan assures the physical security of the drug product and provides specific requirements imposed by and on the distributor including procedures for storage, dosage tracking, damaged product returns, and other matters.

We also note the following Phase 4 commitments, specified in your submission dated September 15, 2000. These commitments replace all previous commitments cited in the September 18, 1996 and the February 18, 2000 approvable letters. These Phase 4 commitments are:

1. A cohort-based study of safety outcomes of patients having medical abortion under the care of physicians with surgical intervention skills compared to physicians who refer their patients for surgical intervention. Previous study questions related to age, smoking, and follow-up on day 14 (compliance with return visit) will be incorporated into this cohort study, as well as an audit of signed Patient Agreement forms.



2. A surveillance study on outcomes of ongoing pregnancies.

You have agreed to provide the final Phase 4 protocols for these studies within six months.

Protocols, data, and final reports should be submitted to your IND for this product and a copy of the cover letter sent to this NDA. If an IND is not required to meet your Phase 4 commitments, please submit protocols, data and final reports to this NDA as correspondence. In addition, under 21 CFR 314.81(b)(2)(vii), we request that you include a status summary of each commitment in your annual report to this NDA. The status summary should include the number of patients entered in each study, expected completion and submission dates, and any changes in plans since the last annual report. For administrative purposes, all submissions, including labeling supplements, relating to these Phase 4 commitments must be clearly designated "Phase 4 Commitments."

We also remind you that, under 21 CFR 314.550, after the initial 120 day period following this approval, you must submit all promotional materials, including promotional labeling as well as advertisements, at least 30 days prior to the intended time of initial dissemination of the labeling or initial publication of the advertisement.

Be advised that, as of April 1, 1999, all applications for new active ingredients, new dosage forms, new indications, new routes of administration, and new dosing regimens are required to contain an assessment of the safety and effectiveness of the product in pediatric patients unless this requirement is waived or deferred (63 FR 66632). We are waiving the pediatric study requirement for this action on this application.

Please submit one market package of the drug product when it is available.

We remind you that you must comply with the requirements for an approved NDA set forth under 21 CFR 314.80 and 314.81.

If you have any questions, call

Sincerely,

/s/

Center for Drug Evaluation and Research

APPEARS THIS WAY  
ON ORIGINAL



# Exhibit 26

2003 Citizen Petitioners' Response to Opposition  
Comments filed by The Population Council, Inc. and  
Danco Laboratories, LLC (Oct. 10, 2003)

## Kirkpatrick & Lockhart LLP

1800 Massachusetts Avenue, NW  
Suite 200  
Washington, DC 20036-1221  
202.778.9000  
202.778.9100 Fax  
www.kl.com

October 10, 2003

VIA HAND DELIVERY

Dockets Management Branch  
U.S. Food and Drug Administration  
Document Control Room  
5630 Fishers Lane, First Floor  
Room 1061 (HFA-305)  
Rockville, Maryland 20852

**Re: Docket No. 02P-0377**  
**Response to Opposition Comments filed by The Population Council, Inc. and**  
**Danco Laboratories, LLC**

We submit these comments on behalf of The American Association of Pro Life Obstetricians and Gynecologists (“AAPLOG”), the Christian Medical Association (“CMA”), and Concerned Women for America (“CWA”) (collectively, “the Petitioners”), in response to Opposition Comments filed by the makers/distributors of Mifeprex™ (mifepristone) 200 mg tablets (NDA 20-687).<sup>1</sup> In particular, The Population Council, Inc. (“the Council”) and Danco Laboratories, LLC (“Danco”) (collectively, “the Sponsor”) submitted comments on March 13, 2003 opposing the Citizen Petition and Request for Administrative Stay (“Petition”) filed by the Petitioners on August 20, 2002.<sup>2</sup>

Not surprisingly, the Council and Danco ask the Food and Drug Administration (“FDA”) to maintain the status quo, so that they can continue to sell Mifeprex, a “non-surgical” alternative to abortion. By contrast, the Petitioners seek to protect women from the unknowing use of a dangerously unsafe drug by pursuing an immediate stay and withdrawal of FDA’s approval of the new drug application (“NDA”) for mifepristone.

Although opposing comments were inevitable, the Petitioners are concerned that the Sponsor has refused to acknowledge any problems regarding the safety, effectiveness and overall

---

<sup>1</sup> Opposition of The Population Council, Inc. and Danco Laboratories, LLC to Citizen Petition and Request for Administrative Stay Regarding Mifeprex® (Mifepristone), Docket No. 02P-0377 (March 13, 2003) (“Opposition Comments”) (available at: <<http://www.fda.gov/ohrms/dockets/dailys/03/Mar03/031303/031303.htm>>).

<sup>2</sup> Citizen Petition of the American Association of Pro Life Obstetricians and Gynecologists, the Christian Medical Association, and Concerned Women for America, Request for Stay and Repeal of the Approval of Mifeprex (mifepristone) for the Medical Termination of Intrauterine Pregnancy through 49 Days’ Gestation, Docket No. 02P-0377 (filed Aug. 20, 2002) (available at: <<http://www.aaplog.org/newscitizenpetitionru486.htm>>).



medical suitability of the Mifeprex Regimen.<sup>3</sup> The Petitioners are not surprised, however, that the Sponsor has failed to produce medical-scientific data and adequate explanations for the administrative irregularities described in the Petition. This failure is consistent with the Petitioners' contention that the clinical data in support of the Mifeprex Regimen are scarce, not the product of adequate and well-controlled trials, and cannot support a reasoned risk-benefit analysis by FDA. Instead, the available evidence points to the fact that Mifeprex should never have been approved by FDA.

We have set forth below our responses to the Sponsor's Opposition Comments, along with additional evidence that the safety and effectiveness of Mifeprex have not been established in accordance with FDA's regulations. In particular, the drug, which was not lawfully entitled to consideration under Subpart H, could not have been approved apart from that provision's special distribution restrictions; the clinical trials relied on to support the NDA were legally and clinically insufficient; the inclusion of misoprostol in the Mifeprex Regimen without a corresponding misoprostol approval was unlawful; and the Regimen's use is inherently unsafe, as proven by recent life-threatening adverse events and even deaths. With this evidence, FDA is both statutorily empowered and obligated to grant an Administrative Stay to suspend the Mifeprex NDA approval and expedite withdrawal proceedings.

**I. The Safety and Effectiveness of Mifeprex Have Not Been Established in Accordance with FDA's Regulations.**

FDA's approval of a drug product must rest on the Agency's conclusion that the drug is safe and effective for its labeled conditions for use. In the case of Mifeprex, the Petitioners previously provided evidence that the NDA should not have been approved, and the Sponsor's Opposition Comments did not rebut that evidence. In fact, as described below, although the Opposition Comments reiterate the Sponsor's confidence in the safety and efficacy of the Mifeprex Regimen, they also expose the dearth of pre- or post-approval evidence for that position. Consequently, given the body of evidence now before FDA, the Agency should withdraw its approval of the Mifeprex NDA at this time.

**A. Subpart H Enables FDA to Place Special Restrictions on Especially Risky Drugs like Mifeprex.**

Although Petitioners maintain their original position that FDA's reliance on Subpart H was unlawful for this drug, the Sponsor's response that Mifeprex could have been approved alternatively under Section 505 is incorrect. The Sponsor's Opposition Comments repeat an argument that the Sponsor made when it was trying to convince FDA not to use Subpart H – that “[t]he restrictions FDA imposed under Subpart H could as well have been imposed (and enforced) under Section 505 [of the FD&C Act]<sup>4</sup> itself, without reference to Subpart H.”<sup>5</sup> The

---

<sup>3</sup> When FDA approved the Population Council's NDA for mifepristone, it approved the drug for use in conjunction with misoprostol. In this Response, “Mifeprex Regimen” will refer to the combined use of Mifeprex and misoprostol to effect an abortion.

<sup>4</sup> Federal Food, Drug, & Cosmetic Act of 1938 (“FD&C Act”), Pub. L. No. 75-717, 52 Stat. 1040 (1938) (codified as amended at 21 U.S.C. §§ 301 *et seq.*).

fact that FDA proceeded under Subpart H suggests that the Agency did not subscribe to this argument. Indeed, had FDA taken this position, it would not have promulgated the restricted distribution prong of Subpart H,<sup>6</sup> but would simply have relied on Section 505 to impose restrictions. When FDA adopted Subpart H, it noted that “the restrictions to ensure safe use contemplated for approvals under [Subpart H] are authorized by statute.”<sup>7</sup> FDA went on to explain that Subpart H would enable the Agency to impose on drugs restrictions “necessary to ensure that section 505 criteria have been met, i.e., restrictions to ensure that the drug will be safe under its approved conditions of use.”<sup>8</sup> Additional restrictions are necessary because Mifeprex and other Subpart H drugs carry greater risks than drugs approved through the typical new drug approval processes.<sup>9</sup> In short, when FDA adopted Subpart H, it added a new tool to its regulatory toolbox enabling it to approve drugs that otherwise could not have been approved because the safe usage mandates in Section 505 would not have been satisfied.<sup>10</sup> Therefore, the Sponsor errs in asserting that the approval of the Mifeprex NDA is independently grounded in Section 505(d).

The Sponsor also claimed that its cooperation with FDA to devise restrictions obviates the need to rely on Subpart H.<sup>11</sup> The Sponsor’s unfailing confidence in the safety of mifepristone even in the face of scientific evidence to the contrary is part of the reason that restrictions under section 505 could not be effective. The Sponsor’s bias in favor of Mifeprex clouds its analysis of the inherent hazards of the Regimen. In fact, the Sponsor refused to participate in devising restrictions that were designed to protect Mifeprex patients.

As “evidence” of its cooperation, the Sponsor pointed to the restricted distribution plan it proposed to an FDA advisory committee in 1996.<sup>12</sup> The FDA Advisory Committee’s reaction to

---

<sup>5</sup> See Opposition Comments at 3 (citing 21 U.S.C. § 355). See also Letter, Sandra Arnold to FDA/CDER, Office of Drug Evaluation III, Division of Reproductive and Urologic Products (Sept. 6, 2000): at 3-5 [FDA FOIA Release: MIF 001333-49].

<sup>6</sup> 21 C.F.R. § 314.520.

<sup>7</sup> New Drug, Antibiotic, and Biological Product Regulations; Accelerated Approval, *Final Rule*, 57 Fed. Reg. 58942, 58951, § 20 (Dec. 11, 1992) (“*Subpart H Final Rule*”).

<sup>8</sup> *Subpart H Final Rule*, 57 Fed. Reg. at 58951, § 20. See also New Drug, Antibiotic, and Biological Product Regulations; Accelerated Approval, *Proposed Rule*, 57 Fed. Reg. 13234, 13237, sec. III.B.3. (April 15, 1992) (“*Subpart H Proposed Rule*”) (noting that without Subpart H restrictions, the drug “would be adulterated under section 501 of the act, misbranded under section 502 of the act, or not shown to be safe under section 505 of the act”).

<sup>9</sup> See *Subpart H Final Rule*, 57 Fed. Reg. at 58952, § 23 (“The postmarketing restrictions set forth in the proposal and in this final rule are intended to enhance the safety of a drug whose risks would outweigh its benefits in the absence of the restriction.”).

<sup>10</sup> FDA explained that “rather than interfering with physician or pharmacy practice, the regulations permit, in exceptional cases, approval of drugs with restrictions so that the drugs may be available for prescribing or dispensing.” *Subpart H Final Rule*, 57 Fed. Reg. at 58951-52, § 20.

<sup>11</sup> See Opposition Comments at 5-6.

<sup>12</sup> See Opposition Comments at 4. The Sponsor was referring to a plan presented to FDA’s Reproductive Health Drugs Advisory Committee (“FDA Advisory Committee”). See FDA Advisory Committee, *Hearings on New Drug Application for the Use of Mifepristone for Interruption of Early Pregnancy*, at 7 (July 19, 1996) (*FDA Hearings Transcript*) [FDA FOIA Release: MIF 005200-90, MIF 005209]. The Petitioners will, at times, cite to documents



the proposal, however, reveals its inadequacy; the Advisory Committee stated that “[w]e agree in concept with the proposal but have serious reservations on how it is currently described in terms of assuring safe and adequate credentialing of providers.”<sup>13</sup> The Sponsor also cited to its “comprehensive distribution plan” submitted in January 2000 and to its revised distribution plan submitted to FDA in March 2000.<sup>14</sup> The Sponsor indicated in its January 2000 submission that it was providing the proposal only “in light of the unique situation surrounding abortion provision in the United States and not out of any medical safety concerns,”<sup>15</sup> and the March 2000 submission was prefaced with a denial that mifepristone was “a highly toxic and risky drug.”<sup>16</sup> However, as the Petition explained, the plans that the Sponsor submitted on both occasions were not designed with the safety of the patient in mind and when FDA proposed a set of restrictions that focused on patient safety, the Sponsor balked.<sup>17</sup> Further, even if the Sponsor had participated willingly in drawing up restrictions that embodied key safeguards for patients, FDA could not necessarily expect similar cooperation from future generic producers of mifepristone.<sup>18</sup>

### Conclusion

As explained above, the Mifeprex approval cannot rest independently on Section 505(d) of the FD&C Act. The Sponsor refused to acknowledge that there are serious risks associated with the Mifeprex Regimen, let alone to propose restrictions designed to counteract those risks. FDA approved Mifeprex under Subpart H in order to impose mandatory safety restrictions on the distribution and use of the drug. That being said, the proper course would have been for FDA to have rejected the NDA because Mifeprex is unsafe and ineffective under Section 505 and fails to satisfy the Subpart H prerequisites that it treat a serious or life-threatening illness and provide a meaningful therapeutic benefit above existing treatments.<sup>19</sup>

---

contained in FDA’s January 31, 2002 public release of documents (approximately 9,000 pages in 94 files) made pursuant to a Freedom of Information Act (“FOIA”) request (“FDA FOIA Release”) filed by the non-profit organization, Judicial Watch. These bracketed citations will reflect the page numbering FDA has stamped on the bottom of each page of the document cited, for example: [FDA FOIA Release: MIF 000001-05]. The FDA webpage posting the 94 files is: <<http://www.fda.gov/cder/archives/mifepristone/default.htm>>.

<sup>13</sup> FDA Advisory Committee, Minutes of July 19, 1996 Meeting (approved July 23, 1996): at 7 [FDA FOIA Release: MIF 000539-45, MIF 000545] (citing statement voted on unanimously by the FDA Advisory Committee).

<sup>14</sup> See Opposition Comments at 4-5.

<sup>15</sup> Amendment 039 to the NDA, Cover Letter, Danco to FDA (Jan. 21, 2000): at 1 [FDA FOIA Release: MIF 000525-26, MIF 000525]. The Sponsor’s reference to the “unique situation surrounding abortion provision in the United States” reveals the Sponsor’s primary concern in proposing restrictions, namely that the safety and confidentiality of *abortion providers* be maintained, not that patient safety be maximized.

<sup>16</sup> Responses by Population Council to “FDA Letter, [redacted] to Arnold, Sandra (February 18, 2000)” (Mar. 2000): at 1 [FDA FOIA Release: MIF 000523-24, MIF 000523].

<sup>17</sup> See Section I.D. herein; see also Petition at 50-54.

<sup>18</sup> See FDA, Memorandum, re: NDA 20-687 (Feb. 17, 2000): at 3 [FDA FOIA Release: MIF 000583-85, MIF 000585] (“Subpart H approval will also allow the FDA to impose similar distribution restrictions and system on any future generic mifepristone approved for this indication.”).

<sup>19</sup> See Petition at 18-23 (explaining why Mifeprex was an inappropriate candidate for Subpart H).

**B. The Mifeprex Clinical Trials Were Legally and Clinically Insufficient.**

The Petition describes numerous problems that plagued the clinical trials underlying the approval of Mifeprex. The Sponsor's Opposition Comments, rather than demonstrating the sufficiency of the clinical trial data that formed the basis for the Mifeprex NDA, heightened the Petitioners' concerns about the legal and clinical sufficiency of the French and U.S. Clinical Trials (collectively, "Mifeprex Trials"). First, a close reading of the Sponsor's Opposition Comments reveals that the Mifeprex Trials were not historically controlled but, rather, were *uncontrolled*.<sup>20</sup> Second, even if the Mifeprex trials were historically controlled, as the Sponsor maintains, the use of historically controlled trials to support this NDA violated clearly established FDA rules and agency policies.<sup>21</sup> Finally, the Sponsor's additional arguments in support of the scientific adequacy of the Mifeprex trials do not answer the objections presented in the Petition. Untested by adequate clinical trials, the Mifeprex Regimen cannot be deemed to be safe and effective; accordingly, the marketing of Mifeprex must be halted.

**1. The Mifeprex Trials Were Uncontrolled.**

A review of the record regarding the scope and methodology of the trials, prompted by the Sponsor's defense of the Mifeprex Trials,<sup>22</sup> reveals that the trials used to support the Mifeprex NDA were not historically controlled, but were *uncontrolled*.<sup>23</sup> The Petition cited to the discussion between a member of FDA's Advisory Committee and an FDA official in which the Mifeprex Trials were characterized as "historically" controlled.<sup>24</sup> The Petitioners noted, however, that the Mifeprex Trials appeared to have been uncontrolled.<sup>25</sup>

The French Clinical Trials consisted of two studies in which all participants were given a mifepristone-misoprostol regimen, and no concurrent control group underwent a different abortion treatment.<sup>26</sup> The Sponsor did not describe any historical (or "external") control group,<sup>27</sup>

---

<sup>20</sup> Because the Mifeprex Regimen was the first drug regimen that FDA approved to induce abortions, in order to scientifically demonstrate the safety and effectiveness of this drug regimen, the Sponsor should have compared this new drug regimen to surgical abortions performed during the first 49 days after a woman's last menstrual period.

<sup>21</sup> The Petitioners believe that a longitudinal analysis of all past occasions on which FDA accepted uncontrolled and historically controlled trials as an adequate basis for an NDA and all past occasions on which it has rejected the use of uncontrolled or historically controlled clinical trials would demonstrate the inadequacy of the clinical trials underlying this NDA. FDA is uniquely qualified to perform such an analysis.

<sup>22</sup> See Opposition Comments at 6-9.

<sup>23</sup> One consequence of the failure to conduct properly controlled trials is that a *statistical* evaluation of effectiveness could not be made. As FDA's statistical reviewer noted, with reference to the French trials: "[i]n the absence of a concurrent control group in each of these studies, it is a matter of clinical judgment whether or not the sponsor's proposed therapeutic regimen is a viable alternative to uterine aspiration for the termination of pregnancy." See FDA, Statistical Review and Evaluation (May 21, 1996): at 7-8.

<sup>24</sup> Petition at 36, n.168 (referring to statements by Dr. Cassandra Henderson, a member of the FDA Advisory Committee, and FDA's Dr. Ridgely C. Bennett at the Advisory Committee Hearings).

<sup>25</sup> Petition at 35.

<sup>26</sup> Letter, C. Wayne Bardin, Population Council, to FDA/CDER (June 5, 1995) (Submission Serial Number: 131) at 3-4 ("Bardin Letter") [FDA FOIA Release: MIF 004746-47]. The patients in the French Clinical Trials took 600 mg of mifepristone followed by 400 µg of misoprostol. In one of the French Clinical Trials, some patients received an



nor did the Sponsor indicate that any of the well-established scientific guidelines for selecting a proper control group before commencing a historically controlled study were used for the French Clinical Trials.<sup>28</sup> The Sponsor, nevertheless, informed FDA that “[a]ll studies conducted with mifepristone in the induction of abortion can be regarded as having historical controls which consist of the body of information available on abortion using surgical procedures.”<sup>29</sup> This observation appears to be the only basis for the Sponsor’s claim that the French Clinical Trials were historically controlled, and it is inadequate.

The U.S. Clinical Trial mimicked the design of the French Clinical Trials.<sup>30</sup> All participants were given a mifepristone-misoprostol regimen, and no concurrent control group underwent a different abortion treatment. Descriptions of the U.S. Clinical Trial do not mention a control group, historical or otherwise, or the procedures according to which a control group was selected.<sup>31</sup> The absence of any reference to a control group suggests that the U.S. Clinical Trial was not historically (externally) controlled.<sup>32</sup>

The Sponsor’s failure to precisely identify a historical control group is fatal to its claim that the Mifeprex Trials were historically controlled. Postulating the existence of some generic,

---

extra 200 µg of misoprostol if the first 400 µg was not sufficient to complete the abortion. The approved Mifeprex Regimen consists of 600 mg of mifepristone followed by 400 µg of misoprostol.

<sup>27</sup> Bardin Letter at 3-4.

<sup>28</sup> FDA guidance lists “some approaches to design and conduct of externally controlled trials could lead them to be more persuasive and potentially less biased:”

A control group should be chosen for which there is detailed information, including, where pertinent, individual patient data regarding demographics, baseline status, concomitant therapy, and course on study. The control patients should be as similar as possible to the population expected to receive the test drug in the study and should have been treated in a similar setting and in a similar manner, except with respect to the study therapy. Study observations should use timing and methodology similar to those used in the control patients. To reduce selection bias, selection of the control group should be made before performing comparative analyses; this may not always be feasible, as outcomes from these control groups may have been published. Any matching on selection criteria or adjustments made to account for population differences should be specified prior to selection of the control and performance of the study.”

FDA, “Guidance for Industry: E10 Choice of Control Group and Related Issues in Clinical Trials,” (Rockville, Md.: May 2001): at 27 (§ 2.5.2) (*ICH: E10*). *ICH: E10* is available at: <<http://www.fda.gov/cder/guidance/4155fnl.pdf>>.

<sup>29</sup> Bardin Letter at 4.

<sup>30</sup> For a description of the U.S. Clinical Trial, see Irving M. Spitz, M.D., C. Wayne Bardin, M.D., Lauri Benton, M.D., and Ann Robbins, “Early Pregnancy Termination with Mifepristone and Misoprostol in the United States,” *New England Journal of Medicine* 338 (Apr. 30, 1998): 1241-47 (“Spitz Article”) [FDA FOIA Release: MIF 006692-97].

<sup>31</sup> See, e.g., Spitz Article.

<sup>32</sup> The Spitz Article does compare two groups, patients who are differentiated by the age of their pregnancies, but a comparison of that type does not generate data about whether mifepristone-misoprostol abortions are safe and effective. To the extent the Sponsor believed that a correlation existed between the age of the pregnancy and the safety and efficacy of mifepristone-misoprostol abortions, any historical control group that the Sponsor used should have been classified by, among other characteristics, gestational age.

undefined comparison group based on the literature about surgical abortion does not suffice.<sup>33</sup> In sum, the Mifeprex Trials were uncontrolled and cannot support the Mifeprex NDA.<sup>34</sup>

2. Mifeprex Is Not a Drug for Which Historically Controlled Trials Were Appropriate.

Assuming *arguendo*, as the Sponsor maintains, that the Mifeprex Trials were historically controlled, they were nevertheless not *adequately* controlled and did not provide an adequate basis for approving the Mifeprex NDA. In its Opposition Comments, the Sponsor erroneously suggested that “historically controlled” trials yield data of the same quality as data generated in concurrently controlled trials.<sup>35</sup> In fact, the scientific community (and FDA specifically) regard historically controlled studies to be little better than uncontrolled studies and, therefore, generally disfavor their use with a few well-defined exceptions.<sup>36</sup>

Mifepristone-misoprostol abortions do not fall within any of those exceptions. The Rochester Glossary states that historical controls are “mainly used in the study of rare diseases” in which sample size would not be sufficient to support a randomized clinical trial.<sup>37</sup> This exception is inapplicable because the number of pregnant women seeking to terminate their pregnancies is large enough to support randomized, concurrently controlled trials. Section 314.126(b)(2)(v) of FDA’s rules cautions that the use of historical controls is “usually reserved

---

<sup>33</sup> In addition, the Sponsor, in its Opposition Comments, invented a historical control group *ex post facto* by comparing the rate of spontaneous abortions in the general population of pregnant women with the rate of abortions in patients who underwent a mifepristone-misoprostol regimen during the Mifeprex Trials. See Opposition Comments at 6-7 (“In these major studies, 92-95% of the 2508 women evaluated for efficacy had complete abortions . . . . By comparison, the rate of spontaneous abortion in the first trimester is assumed to be about 10%.”). Using the general population as a historical control group and retrospectively assuming a rate of spontaneous abortion in this group is not a scientifically acceptable approach to identifying a control group, particularly when, as here, an established surgical treatment group could have been used as the control group.

<sup>34</sup> Section 314.126(e) of FDA’s rules states that “[u]ncontrolled studies or partially controlled studies *are not acceptable* as the *sole* basis for the approval of claims of effectiveness.” 21 C.F.R. § 314.126. A publicly available FDA staff presentation about clinical trials illustrates this point. The presentation explained, under the heading “Phase 3 – Comparative trial to evaluate drug,” “Comparator group important – Standard of care, placebo, never nothing in serious or life-threatening diseases (ICH E3, E9, E10).” See Peter A. Lachenbruch, “Some Things You Always Wanted to Know about Clinical Trials but Were Afraid to Ask,” Slide Presentation for *CBER 101: An Introduction to the Center for Biologics Evaluation and Research (CBER)* (March 24-26, 2003): at 5 (emphasis in original) (available at: <http://www.fda.gov/cber/summaries/cber101032403pl.pdf>).

<sup>35</sup> See Opposition Comments at 6-8.

<sup>36</sup> For example, the Research Subjects Review Board of the University of Rochester Medical Center authored a guidance document, which states that “[h]istorical controls are considered to be the least reliable because they compare results obtained in another time, in another place and by another investigator.” University of Rochester Medical Center, Research Subjects Review Board, “Glossary of Research Terms,” at 2 (“Rochester Glossary”) (available at: <http://www.urmc.rochester.edu/rsrb/pdf/glossary.pdf>). Similarly FDA has explained, “[t]he limitations of historical controls are well known (difficulty of assuring comparability of treated groups, inability to blind investigators to treatment, etc.) and deserve particular attention.” FDA/CDER, *Guideline for the Format and Content of the Clinical and Statistical Sections of an Application* (July 1988): at 54.

<sup>37</sup> Rochester Glossary at 2 (“Historical controls are mainly used in the study of rare diseases where the **n** is not sufficient for a randomized clinical trial.”).



for special circumstances” and cites “studies of diseases with high and predictable mortality (for example, certain malignancies) and studies in which the effect of the drug is self-evident (general anesthetics, drug metabolism).”<sup>38</sup> Mifepristone-misoprostol abortions do not fit within either of these categories. First, the Regimen does not treat a condition with “high and predictable mortality.” Second, the effects of the Regimen are not “self-evident” as in the case of general anesthetics. The Sponsor’s discussion of the adequacy of its trial data reflects the Sponsor’s fundamental misconception that there are only two possible outcomes of the Mifeprex Regimen, both of which are self-evident: regimen failure (failed abortion) and regimen success (death and complete expulsion of the fetus). The Sponsor’s focus on this dyadic set of possibilities (failure (0) or success (1)) obscures a whole range of less easily measurable, but critically important, outcomes. Such outcomes include tissue retention, life-threatening hemorrhaging, persistent bleeding, infection, teratogenicity, pain, continued fertility, and psychological effects.

The Sponsor’s reliance on FDA Guidance, *ICH: E10*, is also misplaced.<sup>39</sup> Although *ICH: E10* includes a discussion of situations in which externally controlled trials may be used, it also warns of their inherently problematic nature.<sup>40</sup> The Sponsor’s reliance on the acknowledgement in *ICH: E10* that historical controls are appropriate in some circumstances is misplaced. *ICH: E10* explains:

An externally controlled trial should generally be considered only when prior belief in the superiority of the test therapy to all available alternatives is so strong that alternative designs appear unacceptable and the disease or condition to be treated has a well-documented, highly predictable course. It is often possible, even in these cases, to use alternative, randomized, concurrently controlled designs (see section 2.1.5).<sup>41</sup>

---

<sup>38</sup> 21 C.F.R. § 314.126(b)(2)(v) provides:

*Historical control.* The results of treatment with the test drug are compared with experience historically derived from the adequately documented natural history of the disease or condition, or from the results of active treatment, in comparable patients or populations. Because historical control populations usually cannot be as well assessed with respect to pertinent variables as can concurrent control populations, historical control designs are usually reserved for special circumstances. Examples include studies of diseases with high and predictable mortality (for example, certain malignancies) and studies in which the effect of the drug is self-evident (general anesthetics, drug metabolism).

<sup>39</sup> Opposition Comments at 7.

<sup>40</sup> See *ICH: E10* at 29 (§ 2.5.7) (“The externally controlled study cannot be blinded and is subject to patient, observer, and analyst bias; these are major disadvantages. It is possible to mitigate these problems to a degree, but even the steps suggested in section 2.5.2 cannot resolve such problems fully, as treatment assignment is not randomized and comparability of control and treatment groups at the start of treatment, and comparability of treatment of patients during the trial, cannot be ensured or well assessed. It is well documented that externally controlled trials tend to overestimate efficacy of test therapies. It should be recognized that tests of statistical significance carried out in such studies are less reliable than in randomized trials.”). See also Henry Sacks, Ph.D., M.D., Thomas C. Chalmers, M.D., Harry Smith, Jr., Ph.D., “Randomized Versus Historical Controls for Clinical Trials,” *The American Journal of Medicine* 72 (Feb. 1982): 233-240, 233 (“The data suggest that biases in patient selection may irretrievably weight the outcome of [historical controls] in favor of new therapies.”).

<sup>41</sup> *ICH: E10* at 28 (§ 2.5.4).

Even proponents of mifepristone-misoprostol abortions would not argue that such abortions are superior to alternative methods of abortion.<sup>42</sup> In fact, the Mifeprex Regimen has been shown to be an inferior method of abortion.<sup>43</sup> Absent a clear belief in the Regimen's superiority, concurrently controlled trials should have been performed.<sup>44</sup> Furthermore, pregnancies often do not follow a "well-documented, highly predictable course."<sup>45</sup> Mifepristone-misoprostol abortions do not satisfy either prong of the *ICH: E10* prerequisite for the use of historically controlled studies.<sup>46</sup>

3. The Mifeprex Clinical Trials Did Not Establish a "Meaningful and Therapeutic Benefit" As Required By Subpart H.

Drugs, like Mifeprex, approved pursuant to Section 314.520 (Subpart H) of the Agency's rules,<sup>47</sup> must provide a "meaningful therapeutic benefit to patients over existing treatments."<sup>48</sup> Subpart H drugs "will have had effectiveness demonstrated on the basis of adequate and well-controlled studies."<sup>49</sup> The Sponsor argued that "meaningful therapeutic benefit" does not impose design features for the clinical trials required to support an NDA approved pursuant to Subpart H.<sup>50</sup> The Sponsor's position is inconsistent with the plain meaning of the rule. Subpart H is reserved for drugs that have a higher risk profile than drugs approved through standard FDA processes. A meaningful therapeutic benefit over available therapies justifies the heightened risks, and only well-controlled clinical trials can demonstrate that such a benefit exists.<sup>51</sup>

---

<sup>42</sup> See, e.g., Richard Hausknecht, M.D., "Mifepristone and Misoprostol for Early Medical Abortion: 18 Months Experience in the United States," *Contraception* 67 (2003): 463-65, 465 ("Hausknecht Article") ("Which approach to early abortion, medical or surgical, is safer remains unknown but it does appear that medical abortion is as safe as early surgical abortion. There are no recent data on failed surgical abortions but the failure rate of mifepristone/misoprostol medical abortions is higher than that reported decades ago for suction curettage.")

<sup>43</sup> Petition at 21-22 (discussing Jeffrey T. Jensen, Susan J. Astley, Elizabeth Morgan, and Mark D. Nicols, "Outcomes of Suction Curettage and Mifepristone Abortion in the United States: A Prospective Comparison Study," *Contraception* 59 (1999): 153-159 [FDA FOIA Release: MIF 000438-44]).

<sup>44</sup> The Petitioners believe that trials comparing mifepristone-misoprostol abortion with the surgical alternative were not conducted for precisely this reason (*i.e.*, such trials would have demonstrated that mifepristone-misoprostol abortions were inferior). Because of its inferiority, the Mifeprex Regimen is contraindicated.

<sup>45</sup> Even though pregnancy occurs regularly, complications arise during pregnancy on a frequent basis (*e.g.*, approximately 2% of pregnancies are ectopic and others involve such complications as high blood pressure, ruptured placenta, infection, cysts, abnormal pain, anemia, and fetal malposition).

<sup>46</sup> Even if mifepristone-misoprostol abortion were deemed to be an acceptable candidate for historically-controlled testing, the Sponsor should have attempted to devise concurrently controlled trials anyway. *ICH: E10* states that even when historically controlled testing may be appropriate, "[i]t is often possible ... to use alternative, randomized, concurrently controlled designs." *ICH: E10* at 28 (§ 2.5.4).

<sup>47</sup> 21 C.F.R. § 314.520.

<sup>48</sup> 21 C.F.R. § 314.500.

<sup>49</sup> See *Subpart H Final Rule*, 57 Fed. Reg. at 58953, § 25.

<sup>50</sup> Opposition Comments at 8.

<sup>51</sup> The Sponsor also argued that by the time FDA decided to approve Mifeprex using Subpart H, the Sponsor had completed the Mifeprex Trials and that FDA could not have required the Sponsor to modify the trial design and perform new trials for Subpart H purposes. See Opposition Comments at 9, n. 4. FDA is under no obligation to



The Sponsor argued that two of the examples of “meaningful therapeutic benefit” listed in Section 314.500 (“ability to treat patients unresponsive to, or intolerant of, available therapy”) present situations in which comparative trials with the existing therapy are not feasible.<sup>52</sup> Yet, sponsors who intend their drugs to treat unresponsive or intolerant patients are not exempt from the requirement to conduct “well-controlled” trials. In fact, Subpart H trials are routinely designed to compare, in unresponsive or intolerant patients, the safety and effectiveness of the new therapy with either the standard of care or a placebo.<sup>53</sup>

The Sponsor further claimed that FDA “routinely approves Subpart H drugs on the basis of study designs that do not compare the Subpart H drug directly to existing therapy.”<sup>54</sup> In support of this claim, the Sponsor offered one example, the Subpart H approval of the leprosy drug, Thalomid (thalidomide).<sup>55</sup> That example is inapposite because the Thalomid NDA was supported by three controlled trials despite the existence of factors that might have supported an exemption from the standard trial requirements.<sup>56</sup> In one of the three underlying trials, thalidomide plus the standard treatment was compared against the standard treatment alone plus a placebo.<sup>57</sup> This study design allowed for a meaningful statistical analysis of the effectiveness of this drug in comparison with the current available standard of care – in direct contrast to the faulty study designs and minimal statistical analysis associated with the Mifeprex NDA.

### Conclusion

By statute and agency regulation, drug applications must be supported by adequate and well-controlled studies. The failure of the Sponsor to offer legally and scientifically sufficient trial data should have been fatal to its NDA and now requires withdrawal of that approval.<sup>58</sup>

---

approve an NDA at all, let alone to approve an NDA based on insufficient trial data. It is not uncommon at any stage of the NDA review process for FDA to require a drug sponsor to correct or amend an NDA by conducting properly designed and executed studies. Had the sponsor followed standard scientific norms and performed randomized, concurrently controlled trials comparing mifepristone-misoprostol abortion with surgical abortion it would have been able to supply comparative data.

<sup>52</sup> See Opposition Comments at 8-9. Mifepristone-misoprostol abortions do not fall within either of these examples. Because surgical abortion, the standard of care, is the backup procedure if the Mifeprex Regimen fails, *ipso facto* the Regimen cannot be used to treat patients unresponsive to or intolerant of the standard of care.

<sup>53</sup> Furthermore, in this instance, the Sponsor did not attempt to test the drug in populations that it identified as intolerant or unresponsive and, indeed, the Mifeprex Regimen is not an option for patients unresponsive to or intolerant of surgical abortion because surgical abortion is the back-up procedure for Mifeprex patients.

<sup>54</sup> Opposition Comments at 9.

<sup>55</sup> NDA 20-785.

<sup>56</sup> The fact that leprosy is a rare disease in the U.S. makes it difficult to perform clinical trials. In addition, there are compassionate reasons for not awaiting the results of randomized, double-blinded comparator controlled clinical trials before treating patients suffering from leprosy. The fact that well-controlled trials were employed despite the existence of these mitigating factors is evidence of the value that the scientific community places on well-controlled trials.

<sup>57</sup> See Petition at 39 (discussing the thalidomide trials). In one study, all participants received either thalidomide or a placebo in addition to the standard dapsone treatment.

<sup>58</sup> See Petition at 30-35 (discussing statutory and regulatory requirements for clinical trials).

**C. The Inclusion of Misoprostol in the Mifeprex Regimen Was Unlawful.**

The Mifeprex Regimen combines the use of mifepristone and a second drug, misoprostol (Cytotec™). Although FDA never approved misoprostol as a stand-alone abortifacient, it approved misoprostol for use as an abortifacient in combination with mifepristone and mandated this use in the Mifeprex Package Insert. As explained in the Petition, FDA effectively sanctioned the use and promotion of misoprostol for an unapproved indication.<sup>59</sup> The promotion of an unapproved use contradicts the FD&C Act, which takes the position that “a drug manufacturer may not promote [its] product for any use other than the ones for which the company received FDA approval.”<sup>60</sup>

In its Comment, the Sponsor defended the *de facto* approval of misoprostol for a new indication as an abortifacient and asserted that “FDA routinely approves drugs for use in combination with previously approved drugs without requiring any change in the labeling of the previously approved drug.”<sup>61</sup> The Sponsor denied that this practice “puts either FDA or the sponsor of the later-approved drug in the position of ‘promoting’ off-label use of the previously approved drug.”<sup>62</sup> The Sponsor offered four examples to support its position that this practice is not uncommon.<sup>63</sup>

In fact, the Sponsor’s four examples support the position set forth in the Petition that subsequently approved drugs (Drug Bs – like Mifeprex) may reference previously approved drugs (Drug As – like misoprostol) on Drug B’s labeling only for *FDA-approved* indications.<sup>64</sup>

---

<sup>59</sup> See Petition at 41-48. The drug’s manufacturer, G.D. Searle & Co. (“Searle”), did not file a supplemental NDA to obtain approval for misoprostol’s use as an abortifacient. Searle has subsequently been purchased, most recently, by Pfizer. See Petition at 42, n.188.

<sup>60</sup> See Elizabeth A. Weeks, “Is It Worth the Trouble? The New Policy on Dissemination of Information on Off-Label Drug Use under the Food and Drug Modernization Act of 1997,” *Food and Drug Law Journal* 54 (1999): 645-65, 645.

<sup>61</sup> Opposition Comments at 9.

<sup>62</sup> Opposition Comments at 10.

<sup>63</sup> Opposition Comments at 9-10.

<sup>64</sup> The first example offered by the Sponsor is the approval by FDA on September 10, 2001 of the combination of Xeloda (capecitabine) and Taxotere (docetaxel) for treating patients with metastatic breast cancer that has progressed after treatment with an anthracycline-containing cancer therapy. FDA initially approved Xeloda, an oral therapy, for the treatment of breast cancer on April 30, 1998, and FDA approved Taxotere, an intravenous product, for the treatment of advanced breast cancer on May 15, 1998. See FDA Press Release, “FDA Approves Xeloda in Combination with Taxotere for Advanced Breast Cancer” (Sept. 10, 2001) (available at: <<http://www.fda.gov/bbs/topics/ANSWERS/2001/ANS01101.html>>). Thus, when Xeloda and Taxotere are used together, each is being used for an FDA-approved use.

The Sponsor’s second example is FDA’s approval on July 15, 1999 of Actos to improve glycemic control in patients with Type 2 diabetes. Actos is indicated as a monotherapy and for use in combination with a sulfonylurea, metformin, or insulin “when diet and the single agent does not result in adequate glycemic control.” Letter, FDA/CDER to Mikiyiko Obayashi, President, Takeda America Research & Development Center, Inc. (July 15, 1999). When used alone or together to treat Type-2 diabetes, each drug is being used for one of its FDA-approved indications.



Each example describes drug products that are being used in combination to treat indications approved for the single drugs at issue.

Upon close examination, the Sponsor's four examples underscore the fact that FDA's approval of mifepristone for use in combination with misoprostol, a drug never approved as an abortifacient, constitutes a significant departure from FDA precedents. As Professor Richard Merrill explained, "[i]n FDA's view, to promote any use of [its] new drug, the manufacturer must have agency approval – allowing that use to be included in the official labeling."<sup>65</sup> The approval in this instance struck at the heart of FDA's long-held policy that in order for a new drug use to be promoted, the drug's sponsor must submit an application seeking to demonstrate the safety and effectiveness of that new use.<sup>66</sup> It defies logic to imagine that Danco could be allowed to do with misoprostol what Searle could not do with its own drug – that is, promote an unapproved use of misoprostol. Yet, that activity is exactly what FDA permitted in Mifeprex's case. FDA's regulatory framework would be rendered toothless if third parties were permitted to behave in this manner.

In fact, Searle, which held the patent for misoprostol,<sup>67</sup> apparently *objected* to adding an indication for abortion to the Cytotec label. Searle's objections were overridden because only the combined regimen was effective. As the Sponsor explained, "[t]he fact is that mifepristone used as contemplated in 1983 was a failed drug – it was not sufficiently efficacious to have ever been approved."<sup>68</sup> Perhaps to avoid having to obtain Searle's cooperation, in an unprecedented

---

The Sponsor's third example is FDA's approval on October 26, 2001 of Viread (tenofovir disoproxil fumarate), a nucleotide reverse transcriptase inhibitor of HIV, for combined use with other antiretroviral agents for the treatment of HIV-1 infection in adults. The antiretroviral agents with which Viread is to be used have separately been approved for the treatment of HIV. Letter, FDA/CDER to Rebecca Coleman, Gilead Sciences, Inc. (Oct. 26, 2001) (NDA 21-356). The fact that Viread was not approved for use as a monotherapy in the treatment of HIV does not alter the analysis, but rather makes it a useful comparison for mifepristone, which has been approved as an abortifacient only in conjunction with misoprostol. Thus, when used together, each drug is being used for one of its FDA-approved indications.

The Sponsor offers as its fourth example FDA's approval of Nexium (esomeprazole magnesium) on February 20, 2001 for the treatment of erosive esophagitis and other symptoms associated with GERD (Gastroesophageal Reflux Disease). Letter, FDA/CDER to Kathryn D. Kross, AstraZeneca, LP (Feb. 20, 2001) (NDA 21-153; NDA 21-154). For one of its approved indications, *H. pylori* eradication, Nexium is used in combination with amoxicillin and clarithromycin, both of which have been approved for treating *H. pylori*. Thus, when they are used in combination with Nexium, each drug is simply being used for one of its approved indications.

<sup>65</sup> Richard A. Merrill, "The Architecture of Government Regulation of Medical Products," *Univ. of Virginia Law Review* 82 (1996): 1753-1866, at 1766, n.40. As noted in the Petition, former FDA general counsel, Peter Barton Hutt, observed that FDA's actions with respect to misoprostol "set[ ] an extraordinary precedent" because FDA was "seemingly encouraging a drug's unapproved use." See Petition at 42-43 (Hutt's quotation was reported in Rachel Zimmerman, "Clash Between Pharmacia and FDA May Hinder the Use of RU-486," *Wall Street Journal* (Oct. 18, 2000): at B1).

<sup>66</sup> A drug may be deemed "new" because of "[t]he newness of use of such drug in diagnosing, curing, mitigating, treating, or preventing a disease, or to affect a structure or function of the body, even though such drug is not a new drug when used in another disease or to affect another structure or function of the body." 21 C.F.R. § 310.3(h)(4).

<sup>67</sup> The patent for misoprostol has since expired, but at the time the Mifeprex Regimen was approved, Searle held exclusive rights to that patent.

<sup>68</sup> Population Council Response to the Request for Revision of the Regulatory Review Period Determination for MIFEPREX<sup>®</sup> Submitted by Corcept Therapeutics Inc., Docket No. 01E-0363 (July 2, 2002): at 3 ("Sponsor's

“joint decision” in July 1994, FDA and the Sponsor “determined that the NDA need not cover misoprostol as well as mifepristone.”<sup>69</sup> The Sponsor subsequently explained, however, that “there can be no doubt that the approved human drug product contemplates both mifepristone and misoprostol, as shown in the approved labeling,”<sup>70</sup> which “specifically states that administration of mifepristone must be followed by administration of misoprostol.”<sup>71</sup> The Sponsor added that “FDA has made clear on numerous occasions, FDA review of an NDA is ‘inextricably intertwined’ with the proposed labeling for the product.”<sup>72</sup> In so stating, the Sponsor speaks out of both sides of its mouth – acknowledging that combined use with misoprostol is necessary for Mifeprex’s effectiveness and labeling, but “agreeing” with FDA that a corresponding misoprostol approval is not necessary.

### Conclusion

In summary, the inclusion of misoprostol in the Mifeprex Regimen, outside of the NDA approval process for misoprostol, was unlawful. In order to reverse the extraregulatory approval of misoprostol as an abortifacient, FDA must withdraw its approval of the Mifeprex NDA.

### **D. Mifeprex-Misoprostol Abortions Are Not Safe.**

The Sponsor continued in its Opposition Comments to defend the safety of Mifeprex, but has not allayed the concerns set forth in the Petition.<sup>73</sup> Rather than address the scientific and medical issues raised in the Petition, the Sponsor has mischaracterized them. As discussed above, the trials submitted by the Sponsor to support its NDA did not establish the safety of mifepristone-misoprostol abortions, and post-approval data on the Regimen have done no better - serving only to raise the Petitioners’ concerns about the safety of the Mifeprex Regimen.

#### **1. FDA Determined that Mifeprex Would Be Unsafe without Restrictions.**

FDA approved mifepristone under the restricted distribution prong of Subpart H, which FDA reserves for drugs that “can be used safely only if distribution or use is modified or restricted.”<sup>74</sup> Accordingly, the Mifeprex Regimen includes a number of restrictions.<sup>75</sup> As the

---

Response to Corcept”). In this document, the Sponsor responded to Corcept’s June 10, 2002 request that FDA consider 1983 rather than August 4, 1994 as the starting date for the regulatory review of the Mifeprex investigational new drug application (“IND”). The Sponsor sought to convince FDA that the appropriate period for determining patent length began on August 4, 1994, the date of the IND that allowed for the investigation of mifepristone plus misoprostol to induce abortions. The Sponsor did not obtain the patent extension that it sought. The initial ruling in the Population Council’s favor was reversed by FDA. *See Note, Determination of Regulatory Review Period for Purposes of Patent Extension; Mifeprex; Amendment*, 67 Fed. Reg. 65358 (Oct. 24, 2002).

<sup>69</sup> Sponsor’s Response to Corcept at 2.

<sup>70</sup> Sponsor’s Response to Corcept at 3.

<sup>71</sup> Sponsor’s Response to Corcept at 2.

<sup>72</sup> Sponsor’s Response to Corcept at 2-3 (citation omitted).

<sup>73</sup> *See* Opposition Comments at 10-14.

<sup>74</sup> *Subpart H Final Rule*, 57 Fed. Reg. at 58942 (“Summary”).



Petition explained, however, these restrictions were inadequate to make the drug safe.<sup>76</sup> Moreover, the Sponsor never acknowledged the inherent dangers posed by the approved Mifeprex Regimen, balked at implementing distribution restrictions, and dismissed out of hand the challenges about the adequacy of the restrictions to reduce the dangers of the Mifeprex Regimen.<sup>77</sup> Now that it has FDA's imprimatur to market the drug, the Sponsor takes minimal, if any, actions to carry out the required restrictions.<sup>78</sup>

Additionally, FDA's final decision to omit key restrictions from the approved Regimen has subjected patients who use the Mifeprex Regimen to unnecessary risks. A pre-procedure ultrasound, for example, is necessary to evaluate the gestational age because the Mifeprex Regimen has been shown to be less effective and riskier to the patient as gestational age increases.<sup>79</sup> Ultrasound is also necessary to identify women whose pregnancies are ectopic and who should not undergo the Mifeprex Regimen.<sup>80</sup> Further, because complications and failures are common and predictable and can seriously endanger the health of the patient, FDA should

---

<sup>75</sup> For a list of the restrictions, *see* Letter, FDA/CDER to Sandra P. Arnold, Population Council (Sept. 28, 2000): at 2 ("Mifeprex Approval Letter"). The Sponsor contends in its Opposition Comments that it cooperated with FDA by proposing restrictions. *See* Opposition Comments at 10-11. This contention reflects the Sponsor's failure to distinguish between restrictions on the distribution of a drug to prescribing physicians and restrictions designed to ensure patient safety. Furthermore, contrary to the Sponsor's suggestion that decisions about the restrictions in the Mifeprex Regimen were the product of "discussion, negotiation, give and take, debate, even on occasion disputes, between FDA and the Sponsors [that] is characteristic of the review process for many drugs" (Opposition Comments at 11), the Sponsor went to great lengths to avoid including safety restrictions in the Mifeprex Regimen. In fact, after the Sponsor failed to suggest appropriate restrictions to protect Mifeprex patients, FDA proposed its own set of restrictions. Then, the Sponsor complained publicly about the allegedly onerous restrictions. FDA relented and inappropriately eliminated a number of key restrictions. *See* Petition at 49-57 for a discussion of the development of and the Sponsor's opposition to safety restrictions.

<sup>76</sup> *See* Petition at 57-65.

<sup>77</sup> *See* Opposition Comments at 10. The Petition did not assert that the approved regimen must exactly follow the regimen employed during the trials. Nevertheless, if trials include important safeguards that are omitted from the approved regimen, then the relevance of the data generated by those trials is undermined. For this reason, a trial should be designed to reflect the anticipated conditions under which a drug will be used. *See* Petition at 75-76. For example, had the Sponsor designed the trial to reflect anticipated conditions of use, misoprostol probably would have been administered vaginally during the trials, which appears to be the standard method of administration now that the Mifeprex Regimen is approved. Had the trial protocol called for vaginal administration, it would have drawn attention to the unlawful inclusion of misoprostol in the Regimen because misoprostol is approved only for *oral* use. As FDA has explained, "[i]n order to change or add a new dosing regimen to the labeling, the sponsor must submit data to FDA from clinical trials that show the new regimen is safe and effective." *See* FDA, "Mifepristone Questions and Answers 4/17/2002" ("FDA Q & As") at Question 9 ("Why are physicians using misoprostol 'off-label,' in other words, using misoprostol virginally at different doses?") (available at: <[http://www.fda.gov/cder/drug/infopage/mifepristone/mifepristone-qa\\_4\\_17\\_02.htm](http://www.fda.gov/cder/drug/infopage/mifepristone/mifepristone-qa_4_17_02.htm)>).

<sup>78</sup> *See* Section I.D.3, herein.

<sup>79</sup> *See* Spitz Article at 1241 ("Results").

<sup>80</sup> The Sponsor's Opposition Comments addressed the use of ultrasound only for the purpose of dating pregnancies. As explained in the Petition, ectopic pregnancies cannot be treated by the Mifeprex Regimen and the symptoms of ectopic pregnancy are likely to be mistaken as the normal effects of undergoing a Mifeprex abortion. For a more complete discussion of the necessity of using ultrasound to identify ectopic pregnancies, *see* Petition at 60-61.

have required prescribing physicians to be trained in mifepristone-misoprostol administration and surgical abortions and to have *admitting* privileges at a nearby emergency facility.<sup>81</sup>

FDA determined that Subpart H restrictions were necessary because, without them, mifepristone-misoprostol abortions were not safe. Thus, the Petitioners' concerns with the Regimen's safety rest on the belief that the weakness of the Regimen's restrictions is inconsistent with FDA's decision to approve the drug under Subpart H.

2. Post-approval Evidence Confirms that the Approved Distribution Restrictions Were Insufficient to Adequately Protect Patients.

The Sponsor's analysis inaccurately characterized the post-approval experience with the Mifeprex Regimen.<sup>82</sup> A number of life-threatening adverse events experienced by Mifeprex patients caused FDA to work with the Sponsor to issue a letter to health care providers.<sup>83</sup> The

---

<sup>81</sup> In fact, FDA proposed to include such restrictions in the Mifeprex Regimen. The set of restrictions proposed by FDA on June 1, 2000, would have required physicians prescribing Mifeprex to be "trained and authorized by law" to perform surgical abortions, to be trained in administering the Mifeprex Regimen and handling resulting adverse events, and to have "continuing access (e.g., admitting privileges) to a medical facility equipped for instrumental pregnancy termination, resuscitation procedures, and blood transfusion at the facility or [one hour's] drive from the treatment facility." See FDA, "FDA Proposed Restricted Distribution System for NDA 20-687 on 6/1/00" (June 1, 2000) [FDA FOIA Release: MIF 000522]. See also American College of Obstetricians and Gynecologists, "Analysis of the Possible FDA Mifepristone Restrictions" (July 27, 2000): at 1 (setting forth FDA's second proposed restriction, which is redacted in the publicly available copy of FDA's proposal; also providing the redacted portion of the fifth restriction)[FDA FOIA Release: MIF 001366-69].

<sup>82</sup> Opposition Comments at 10, 13-14. The Sponsor pointed to a recent article authored by the medical director of Danco, Dr. Richard Hausknecht, as evidence that Mifeprex is safe. See Opposition Comments at 10 (citing Hausknecht Article); regarding Dr. Hausknecht, see also Petition at 71, n.309. Unfortunately, the article, which reports on the drug's use in the United States since approval, relies on data that are incomplete and of questionable quality. First, reliable data as to the number of patients who have undergone the Mifeprex Regimen is not available. Dr. Hausknecht used a figure of 80,000, which was derived from "sales figures [for Mifeprex] and known patterns of mifepristone utilization." Hausknecht Article at 464. This number may be too high as it may not take into account drugs that were ordered but not used. Second, the number of adverse events reported is likely to be significantly underestimated. Abortion clinics, which (according to Dr. Hausknecht's estimates) carried out approximately 90% of Mifeprex abortions, may have a disincentive to report adverse events from a procedure that they promote and may be less likely than physicians in private practice to report adverse events. In addition, it is likely that many patients were lost to follow up. In the U.S. Clinical Trial, 106 of the 2,121 patients (or nearly 5%) did not return for their third required visit. A higher "lost to follow up" number is to be expected outside of the clinical setting. Finally, the article's descriptions of the adverse events that were reported generally appear to be incomplete and tend to downplay any possible connection with the Mifeprex Regimen. For example, the article explained that a twenty-one year old woman had suffered a coronary artery occlusion five days after she received misoprostol. See Hausknecht Article at 464, col. 2. The article provided few details about her Mifeprex abortion and pointed to her "strong family history of heart disease" without also mentioning that there are no data on the safety of the Mifeprex Regimen in women with cardiac problems and these women were excluded from the Clinical Trials. In sum, an objective assessment of the safety and efficacy of mifepristone-misoprostol abortions would require a concurrently-controlled, randomized comparison of a mifepristone-misoprostol regimen reflecting actual conditions of use with surgical abortion. The Sponsor did not conduct or provide data from such trials in support of its application and Dr. Hausknecht's article – a very general overview without the first-hand, patient-level detail necessary to scientifically assess the safety of the Mifeprex Regimen – does not fill this void.

<sup>83</sup> Danco Laboratories, Open Letter to Health Care Providers (Apr. 19, 2002) ("Dear Doctor Letter") (available at: <[http://www.fda.gov/medwatch/SAFETY/2002/mifeprex\\_deardoc.pdf](http://www.fda.gov/medwatch/SAFETY/2002/mifeprex_deardoc.pdf)>).



Petition discussed these life-threatening adverse events which included ruptured ectopic pregnancies, serious systemic bacterial infections, and a coronary event.<sup>84</sup> The Sponsor, in its Opposition Comments, insisted that “FDA has not found any causal connection” between the Mifeprex Regimen and these adverse events.<sup>85</sup> However, the clear implication of the issuance of the Dear Doctor Letter and FDA’s accompanying “Questions and Answers” is that such a causal link does exist.

The serious adverse events reported to date are consistent with concerns about the drug regimen that were expressed prior to the approval.<sup>86</sup> The recent death of Holly Patterson, an eighteen year old from Livermore, California, unfortunately epitomizes the concerns of the Petitioners.<sup>87</sup> According to Ms. Patterson’s father, at the time of his daughter’s death, she was terminating her pregnancy with a Mifeprex Regimen prescribed by the Planned Parenthood in Hayward, California. Apparently, Ms. Patterson started the abortion procedure on Wednesday, September 10, 2003, by taking mifepristone tablets. On Saturday, September 13, 2003, she apparently took the misoprostol that the clinic had given her. By Sunday she was having such severe cramping and bleeding that her boyfriend took her to the emergency room. Ms. Patterson received pain killers and was sent home, but she continued to bleed severely and experienced acute pain that prevented her from walking. Early Wednesday, September 17, 2003, Ms. Patterson’s boyfriend took her back to the emergency room, where she died that afternoon.

According to Mr. Patterson, the doctor told him that his daughter “hadn’t aborted all the fetus, and she had fragments left in her, and she had a massive systemic infection and went into septic shock.”<sup>88</sup> The results of the coroner’s investigation are not expected to be released for several months, but Ms. Patterson’s apparent death of a serious systemic bacterial infection is not the first such death since FDA approved Mifeprex. As noted above, the Dear Doctor Letter

---

<sup>84</sup> See Petition at 65-71. As the number of mifepristone-misoprostol abortions rises, the number of serious adverse events associated with these abortions is likely to increase as well. Because the normal progression of the Mifeprex Regimen is characterized by prolonged bleeding, the patient bears the responsibility for determining how much bleeding is excessive and whether she needs to seek medical assistance. Health care providers who are not experienced providers of abortion, generally, or mifepristone-misoprostol abortions, specifically, may be poorly equipped to assist the patient in determining whether medical intervention is necessary, let alone to provide the needed medical intervention.

<sup>85</sup> See Opposition Comments at 13.

<sup>86</sup> See *Americans United for Life et al.*, Citizen Petition (Feb. 28 1995) (requesting FDA’s consideration of a number of potential hazards of mifepristone-misoprostol abortions) [FDA FOIA Release: MIF 006144-6248].

<sup>87</sup> Julian Guthrie, “Pregnant Teen’s Death Under Investigation; East Bay Woman Had Taken RU-486, According to Father,” *San Francisco Chronicle* (Sept. 19, 2003): at A21 (available at: <http://www.sfgate.com>). See also Gina Kolata, “Death at 18 Spurs Debate Over a Pill for Abortion,” *New York Times* (Sept. 24, 2003): at A24 (“There were 264 adverse reactions, including infections, bleeding, allergic reactions and tubal pregnancies.”).

<sup>88</sup> *Id.* See also Julian Guthrie, Sabin Russell, and Katherine Seligman, “After Daughter’s Death, Father Wants Close Look at RU-486; Abortion Pill’s Safety Defended by Doctors as Better than Surgery,” *San Francisco Chronicle* (Sept. 20, 2003): at A17 (available at: <http://www.sfgate.com/cgi-bin/article.cgi?file=/chronicle/archive/2003/09/20/BA310011.DTL>) (“Patterson said the attending physician at Pleasanton’s Valley Care Medical Center told him his daughter had died of septic shock – a severe bacterial infection. ‘The doctor told me she had fragments of the fetus still left in her uterus and that caused the infection.’”).

reported “[t]wo cases of serious systemic bacterial infection (one fatal).”<sup>89</sup> The presence of retained products of conception can lead to the development of intrauterine or systemic infection, and it is possible that mifepristone could potentiate this possibility via negative effects on immune system function or normal protective mechanisms.<sup>90</sup>

In addition to questions about Mifeprex causation in this case, questions also have been raised about the role that Ms. Patterson or her local hospital emergency room may have played in contributing to her death.<sup>91</sup> These questions cannot be answered without recognizing that patients and emergency room physicians may be unable to distinguish the normal progress of the Regimen from a life-threatening situation. Consequently, it is not at all clear that emergency rooms will be able to rescue dangerously ill Mifeprex patients from the peril in which they have been placed by the Regimen. Consider the plausible scenario described in the footnote below.<sup>92</sup> The severity of the reported adverse events requires FDA action to remove Mifeprex from the market.

---

<sup>89</sup> Dear Doctor Letter at 1. The fatality apparently precipitated a halt in the Population Council’s clinical trials of mifepristone in Canada.

<sup>90</sup> Given the nature of the Mifeprex Regimen, the embryo or other products of conception will not be expelled from the uterus in a number of cases. It is well known that the presence of retained necrotic products of conception can lead to intrauterine and systemic infection. Furthermore, it is possible that mifepristone itself may alter the local immune response at the level of the endometrium or the cervix. There are numerous alterations of the immune system during pregnancy, and progesterone can affect immune system function. Therefore, it is plausible that a progesterone receptor antagonist like mifepristone could negatively affect the normal immune system within the uterus, or compromise antibacterial mechanisms of the cervix, making a woman more susceptible to infection. *See, e.g.*, World Health Organization (WHO), “Pregnancy Termination with Mifepristone and Gemeprost: A Multicenter Comparison between Repeated Doses and a Single Dose of Mifepristone,” 56 *Fertility & Sterility* 32-40 (1991) (29.4% of patients with incomplete abortion compared with 2.6% of those with complete abortion received antibiotics during a six week follow-up period for suspected genitourinary infection; both groups combined accounted for 3.9% of the total study population).

<sup>91</sup> *See, e.g.*, Gina Kolata, “Death at 18 Spurs Debate Over a Pill for Abortion,” *New York Times* (Sept. 24, 2003): at A24 (“But it is unclear what happened to Holly Patterson. Did she have enough medical supervision while taking the pills? When did she seek medical attention? Did she wait until it was too late? Did she tell the doctors in the emergency room that she had taken mifepristone? Why, in fact, did she die?”).

<sup>92</sup> A patient comes to the emergency room complaining of significant pelvic pain and cramps. She reports that she has taken Mifeprex and misoprostol for a medical abortion. At this time, she has no significant change in vital signs (*i.e.*, no fever or very low grade fever – which can be related to misoprostol – and no significant tachycardia, etc.). The emergency room physician, knowing that this drug combination normally causes cramping at this stage in the process, assumes she has a personal low pain tolerance threshold, and, therefore, gives her pain medications to try to alleviate her discomfort until the abortion completes. However, the patient may be in the early stage of an intrauterine infection even though she is not yet manifesting other signs of that condition aside from pain and bleeding which are both part of the Mifeprex abortion process. At this stage, the emergency room physician has no good way to detect that an infection has begun. Furthermore, even if the emergency room physician found evidence of retained tissue in the uterus, the physician would not be surprised or alarmed by that discovery given the nature of mifepristone-misoprostol abortions. Unless the patient had significant hemorrhaging or evidence of infection, no intervention would be necessary or even warranted since one would presume that the abortion was going according to plan at that juncture (recall that bleeding can last up to several weeks duration). So to continue this hypothetical scenario, the patient goes home, and the infection subsequently becomes systemic. The patient goes into septic shock and is not able to be saved by the time she re-presents to the emergency room. It would not be surprising if Ms. Patterson’s death followed such a course given statements made to the press by her father. In this credible scenario the Mifeprex Regimen, after having placed her in great danger, effectively camouflaged the seriousness of her condition from the emergency room physician.



Furthermore, FDA cannot rely on the “spotty” reporting of adverse events for the Mifeprex Regimen. The usual flow of post-approval adverse event information will not be forthcoming for this drug. It is questionable whether individual lawful distributors of Mifeprex, who tend to be outside the mainstream pharmaceutical wholesale distribution industry, will routinely report adverse events to FDA.<sup>93</sup> Also, because the drug is intended to be administered in physicians’ offices, a pharmacist is unlikely to dispense the product or hear of drug-drug and drug-food interactions, or other adverse events. Moreover, the types of facilities that provide medical and surgical abortions are often staffed with social-work counselors and health care workers who are not medical doctors and have limited medical training. As such, they may be unfamiliar with the adverse event reporting procedure for medical professionals (*i.e.*, MedWatch).

Even for properly-licensed physicians, FDA’s MedWatch reporting is voluntary.<sup>94</sup> Since privacy issues are often the primary concern of women who seek abortions, a physician may not file a MedWatch report in order to protect patient confidentiality. Accordingly, the Petitioners are concerned about the possibility that medical complications are not being reported. Finally, it is possible that other women who have suffered adverse events during a mifepristone-misoprostol abortion have sought assistance from crisis pregnancy centers, counselors, and charitable organizations,<sup>95</sup> which may not be familiar with the MedWatch reporting system. Given the foregoing, the Petitioners believe that FDA’s continuing review of the safety profile of Mifeprex relies improperly on an incomplete database of post-approval adverse events.

3. The Sponsor Has Failed to Require Adherence to the Restrictions.

The Sponsor insisted that it “will continue, as [it] always intended, to honor [its] commitments to carry out the program of restrictions imposed in the approval letter.”<sup>96</sup> Yet, the Sponsor has broken its promise. The Sponsor apparently has not taken steps to ensure that Mifeprex is used in accordance with the approved Regimen and has continued to distribute the drug to providers that depart from the Mifeprex Regimen. For instance, the Sponsor has asserted, in its Opposition Comments, the erroneous position that the guidelines in the Prescriber’s Agreement “do not state any specific dose or regimen for prescribing Mifeprex ... .”<sup>97</sup> The Sponsor’s statement reflects only one example of its continuing refusal to accept even FDA’s minimal restrictions issued pursuant to Subpart H.

---

<sup>93</sup> Obviously, distributors of mifepristone who are outside the lawful channels of distribution are even less likely to report adverse events.

<sup>94</sup> See <<http://www.fda.gov/medwatch/report/hcp.htm>>.

<sup>95</sup> *Consider Estate of Brenda Vise vs. Volunteer Women's Medical Clinic, L.L.C., et al.* (Circuit Court of Hamilton County, Tennessee, filed August 14, 2002); *Danlin Tang, Albert Ng vs. Dr. Soon Chon Sohn, Family Planning Associates Medical Group, and Does 1 – 50* (Superior Court of the State of California for the County of Los Angeles, Central District, notice to file dated December 13, 2002).

<sup>96</sup> Opposition Comments at 6.

<sup>97</sup> Opposition Comments at 14.

In the face of this recalcitrance, FDA should exercise its enforcement authority, investigate the Sponsor's failed commitments under its NDA approval, and take appropriate action, as it has in other cases where risk management programs were deemed insufficient to protect patients.<sup>98</sup> We note that, contemporaneous with the issuance of the Sponsor's Dear Doctor Letter, FDA underscored the possibility that if providers "do not follow the agreement, the distributor may discontinue distribution of the drug to them."<sup>99</sup> Shortly after approving Mifeprex, the Agency wrote to a member of Congress and stated, "If restrictions are not adhered to, FDA may withdraw approval."<sup>100</sup>

Even assuming that the Sponsor's responsibilities extend only as far as ensuring that the prescriber is adhering to the Prescriber's Agreement, the Sponsor is failing to meet its due diligence obligation.<sup>101</sup> The Prescriber's Agreement requires, *inter alia*, that the prescriber "must fully explain the procedure to each patient, provide her with a copy of the Medication Guide and PATIENT AGREEMENT, give her an opportunity to read and discuss them, obtain her signature on the PATIENT AGREEMENT, and sign it yourself."<sup>102</sup> The Patient Agreement, which both the patient and the prescriber sign, states that the patient "believe[s] I am no more than 49 days (7 weeks) pregnant."<sup>103</sup> Yet numerous prescriber websites advertise the Mifeprex Regimen as being available for patients whose pregnancies have progressed beyond 49 days.<sup>104</sup> The Patient

---

<sup>98</sup> For example, GlaxoSmithKline voluntarily withdrew its NDA for Lotronex (alosetron hydrochloride) rather than accept restrictive risk management guidelines involving informing patients of risks, limiting access to closely monitored patients, and continued clinical research. See "FDA and Glaxo Still Working on Lotronex's Return," *Dickinson's FDA Webview* (Jan. 24, 2002). Bayer voluntarily withdrew Baycol (cerivastatin) after reports of deaths due to severe rhabdomyolysis, when risk management efforts of labeling changes and "Dear Healthcare Provider" letters had little impact on physicians who continued to prescribe the drug at unrecommended higher doses. See "31 Baycol-related Deaths Cause the Drug's Withdrawal," *Dickinson's FDA Webview* (Aug. 8, 2001). Warner Lambert withdrew Rezulin (troglitzone) at FDA's urging after label restrictions and recommended monitoring of liver function failed to control inappropriate prescribing. See "Rezulin Withdrawal a Defeat for FDA 'Labeling Can Do It' Theory," *Dickinson's FDA Webview* (Mar. 21, 2000).

<sup>99</sup> See FDA Q & As at Question 12.

<sup>100</sup> See Letter, Melinda K. Plaisier, Associate Commissioner for Legislation (FDA) to Senator Tim Hutchinson (Oct. 20, 2000): at 2 [FDA FOIA Release: MIF 002648-52].

<sup>101</sup> See Opposition Comments at 14-15.

<sup>102</sup> Mifeprex™ (Mifepristone) Tablets, 200 mg Prescriber's Agreement ("Prescriber's Agreement").

<sup>103</sup> See Item 4 of the Patient Agreement Mifeprex (mifepristone) Tablets ("Patient Agreement"). In addition, the Mifepristone Medication Guide ("Medication Guide") states that you should not take Mifeprex if "[i]t has been more than 49 days (7 weeks) since your last menstrual period began."

<sup>104</sup> See, e.g., All Women's Health Centers website (available at: <[http://www.floridaabortion.com/services\\_abortion/nonsurgical.shtml](http://www.floridaabortion.com/services_abortion/nonsurgical.shtml)>) (visited Sept. 5, 2003) ("Non-surgical abortions, sometimes called 'medical abortions,' are performed in the first 9 weeks of pregnancy. Non-surgical abortion can be administered in pill form (otherwise known as Mifeprex or RU-486)."); Family Planning Associates Medical Group, Phoenix and Tempe Arizona, (available at: <<http://www.fpamg.com/medical.html>>) (visited Sept. 5, 2003) (noting that Mifeprex Regimens are "done until the 56<sup>th</sup> day of pregnancy"); Planned Parenthood Golden Gate (available at: [http://www.ppgg.org/medical/abortion\\_medical.asp](http://www.ppgg.org/medical/abortion_medical.asp)) (visited Oct. 1, 2003) ("Medical abortion is a way to end pregnancy without surgery. It is done with medications up to 63 days after the last period begins."); Seattle Medical and Wellness Clinic (available at: <<http://www.smawc.com/html/services.html>>) (visited Sept. 5, 2003) (including following description: "**Medical Abortion (9 weeks LMP or less):** We offer non-surgical abortion with Mifeprex (a.k.a. the Abortion Pill, RU486) and Cytotec (misoprostol).").



Agreement also states that the patient “will take misoprostol in [her] provider’s office two days after [she] take[s] Mifeprex (Day 3).”<sup>105</sup> Yet many prescribers’ websites indicate that patients take misoprostol at home rather than at the provider’s office.<sup>106</sup> The discrepancies between the marketplace regimen being prescribed and the approved Regimen that the patient agrees to follow indicate that many prescribers are allowing patients to make false statements. Under its NDA duties, the Sponsor has an obligation to conduct due diligence about the prescribers to whom it sells Mifeprex, and it must stop those sales if the approved Regimen is breached. Furthermore, the Sponsor has a duty to keep records of these stopped distributions.<sup>107</sup>

Given that these discrepancies are freely published on prescriber websites, the Sponsor should be aware of them.<sup>108</sup> Therefore, the Sponsor knowingly continues to supply prescribers who are not following the guidelines in the Prescriber’s Agreement. These prescribers are knowingly eviscerating the requirements to provide patients with the Medication Guide, to

---

<sup>105</sup> See Patient Agreement, Item 6. In addition, the Medication Guide states that the patient “**must return** to [her] provider on Day 3 and about Day 14” (emphasis in original).

<sup>106</sup> See, e.g., Family Planning Associates Medical Group, Phoenix and Tempe Arizona, (available at: <<http://www.fpamg.com/medical.html>>) (visited Sept. 5, 2003) (explaining that “[t]he patient inserts 4 tablets of Misoprostol into the vagina at home 2-3 days” after ingestion of Mifeprex); Little Rock Family Planning website <<http://www.lrfps.com/RU486.html>> (visited Sept. 5, 2003) (describing the regimen employed by the clinic, which is “one of these regimes [sic] which has been shown to be safe and is more convenient for women using the method”: “**Step Two, at home (or motel)** ... Six to 8 hours after the mifepristone pills have been swallowed 8 Cytotec tablets are placed in the vagina. **Step Three, this will depend on how far you live from our clinic:** A) *If you live within one hour of Little Rock* ... If you have not passed the pregnancy by 24 hours after you put the Cytotec tablets in your vagina, you will put a [sic] 4 tablets in your vagina and still plan to keep your appointment for the following week. B) *If you live outside the Little Rock Area* ... You will return at 9AM the following morning to have an ultrasound to see if the abortion is complete. If the abortion is complete you will be discharged home and asked to take a urine pregnancy test in 3 weeks. ... If you have not had a complete abortion you will be given 4 Cytotec [sic] to place in your vagina ... ”); Planned Parenthood Golden Gate (available at: <[http://www.ppgg.org/medical/abortion\\_medical.asp](http://www.ppgg.org/medical/abortion_medical.asp)>) (visited Oct. 1, 2003) (“Medical abortion using Mifepristone involves three steps. First, the doctor will give you mifepristone pills, which block progesterone, a hormone needed to maintain pregnancy. Two days later, as directed by your clinician, you will insert another medication called misoprostol as a vaginal suppository. Misoprostol causes the uterus to contract and empty which completes the abortion. Finally, women must return to the clinic a few days after taking the misoprostol for a follow-up.”); Women’s Health Practice website (available at: <<http://www.womenshealthpractice.com/abortion.htm>>) (visited Sept. 5, 2003) (explaining, as part of the medical abortion regimen that the clinic describes as “most similar to the FDA-approved regimen,” that “[t]he misoprostol will be provided to you with medication instructions that carefully explain the timing and route of administration.”).

<sup>107</sup> 21 C.F.R. § 314.81(b)(2) (requiring NDA sponsors to submit an annual report describing distribution data). State or federal agencies may need these data if patient deaths continue and the public outcry (and/or the plaintiffs’ lawyers bar) demand investigations.

<sup>108</sup> The Petition set forth a number of examples of Mifeprex provider websites that advertised noncompliance with the approved Mifeprex Regimen. See Petition at nn. 309, 313, 315, 317. Since the submission of the Petition, these websites have not been altered. (These websites were visited most recently on September 5-7, 2003. One of the website addresses changed and its content was updated, but it still states that “at home, the patient will insert four tablets [of misoprostol] into her vagina.” See <[http://www.presidentialcenter.com/services\\_nonsurgical.html](http://www.presidentialcenter.com/services_nonsurgical.html)> (visited Sept. 7, 2003)). It appears, therefore, that the Sponsor, alerted by the Petition to these instances of noncompliance, has not taken any steps to require compliance with the approved regimen. Dr. Hausknecht, the medical director of Danco, operates one of the websites that continues to advertise a regimen that differs from the approved regimen. See <<http://www.safeabortion.com/procedure.htm>> (visited Sept. 7, 2003).

obtain their signatures on the Patient Agreement, and to give them the opportunity to read and discuss these documents. The Patient Agreement is intended by FDA to describe the Mifeprex Regimen as approved and to obtain the patient's informed consent to adhere to the approved Regimen, all for the protection of the patient. Instead, some prescribers, with the Sponsor's tacit approval, are permitting patients to sign the Patient Agreement while effectively directing them not to adhere to its requirements. In the face of such evidence, the Sponsor cannot be described as meeting its obligations with respect to the restrictions on Mifeprex.

### Conclusion

Women are being told that Mifeprex is safe even if it is used in a manner different from the Regimen approved by FDA. This is a cavalier approach to distributing a drug that was deemed by FDA to be too dangerous to approve without restrictions. The Sponsor's refusal to restrict distribution to physicians who adhere to the approved Regimen represents the continuation of a pattern of overlooking the risks to women's health posed by Mifeprex. FDA should halt the marketing of this unsafe drug.

### **E. The Sponsor's Revised Phase IV Commitments Are Inadequate.**<sup>109</sup>

The Sponsor's Opposition Comments downplayed the significance of the changes prior to approval in the Sponsor's Phase IV commitments.<sup>110</sup> As noted in the Petition, those changes by the Sponsor relegated certain study objectives to secondary status, eliminated the commitment to study the long-term effects of multiple uses of the Regimen, and weakened the commitment to monitor the adequacy of the distribution and credentialing system.<sup>111</sup>

The Sponsor's insistence that the range of topics to be studied was not narrowed contradicts statements made by the Sponsor when it proposed modifications of its Phase IV commitments in September 2000.<sup>112</sup> The Sponsor, citing feasibility concerns, decided not to study the long-term effects of multiple uses of the Mifeprex Regimen.<sup>113</sup> Moreover, combining multiple study objectives into one study reduced the value of the data that would be generated

---

<sup>109</sup> The Petitioners requested, pursuant to FOIA, information about the Phase IV Mifeprex study protocols and any data arising from the Phase IV studies submitted by the Sponsor. *See* FOIA Request, filed by Wendy Wright, Director of Communications, CWA (Sept. 14, 2001). To date, the Petitioners have not received any responsive information.

<sup>110</sup> *See* Opposition Comments at 15-16. *See also* Letter, Sandra Arnold to FDA/CDER, Office of Drug Evaluation III, Division of Reproductive and Urologic Products (Sept. 15, 2000): at 1 [FDA FOIA Release: MIF 001326] (committing to conducting two Phase IV studies).

<sup>111</sup> *See* Petition at 84-88.

<sup>112</sup> *See* Letter, Sandra Arnold to FDA/CDER, Office of Drug Evaluation III, Division of Reproductive and Urologic Products (Sept. 6, 2000): at 5 [FDA FOIA Release: MIF 001333-49] ("As new data have become available, some of the studies originally proposed have become unnecessary. Other studies, on reflection, seem unlikely to gather useful data at any reasonable cost or, in some cases, at any cost.").

<sup>113</sup> *See* Memorandum, FDA/CDER to "NDA 20-687 MIFEPREX (mifepristone) Population Council" (Sept. 28, 2000): at 7 ("Mifeprex Approval Memo"). As discussed in the Petition, the Sponsor, in asking for the elimination of this commitment, was motivated in part by concerns that conducting such a study would be burdensome for the Sponsor – a reason that is not generally persuasive with FDA. *See* Petition at 87.



with respect to the secondary study objectives.<sup>114</sup> Given the importance of understanding the effect of a patient's age, the effect of a patient's smoking status, the rate of patient follow-up on Day 14, and the adequacy of the distribution and credentialing system, the Sponsor should not have been permitted to accord these study objectives secondary status.

The Sponsor defended the changes in the study requirements by citing FDA's approval memorandum for the proposition that the changes in the Phase IV Study commitments reflected changes to the distribution system and labeling.<sup>115</sup> The Sponsor's argument is misleading. By allowing the distribution of mifepristone to physicians who could not provide surgical intervention, an immediate need arose to study the effect of that major change;<sup>116</sup> accordingly, FDA added a primary study requirement.<sup>117</sup> However, the September 2000 changes in distribution and labeling should have not have reduced or eliminated other primary Phase IV study commitments that were not related to the distribution or labeling changes.

### Conclusion

FDA inappropriately granted the Sponsor's request to reduce its original Phase IV commitments. As a consequence, key questions about the safety of the Mifeprex Regimen will remain unanswered.

### **F. The Approval of Mifeprex Without Supporting Pediatric Data Was Both Unlawful And Imprudent.**

In its Opposition Comments, the Sponsor admitted that it did not conduct clinical studies in the pediatric population, but relied instead on an FDA "waiver" of pediatric testing. Yet, the FD&C Act and FDA's approval regulations for NDAs require safety and effectiveness testing to support a new drug's indications for use. In a case where the Sponsor does not intend to restrict the drug's use in the pediatric population, FDA has only limited authority to cede the requirement for pediatric testing. In the case of Mifeprex, FDA's decision to approve the NDA without pediatric data was arbitrary, capricious and unlawful agency action.

---

<sup>114</sup> Specifically, the effects of age and smoking status and the frequency with which patients return for follow-up on Day 14 were to be studied as part of "[a] cohort-based study of safety outcomes of patients having medical abortion under the care of physicians with surgical intervention skills compare to physicians who refer their patients for surgical intervention." See Petition at 86 (citing Mifeprex Approval Letter at 3). Furthermore, this study would be the only Phase IV study of another objective originally slated to be the focus of a separate Phase IV study, namely the adequacy of the distribution and credentialing system. See generally Mifeprex Approval Memo at 7.

<sup>115</sup> See Opposition Comments at 15-16 (citing Mifeprex Approval Memo at 7).

<sup>116</sup> This change was deemed significant enough to require the addition of a "black box" warning to physicians who could not perform surgical abortions. The black box warning directed them to make arrangements for the provision of emergency surgical intervention.

<sup>117</sup> FDA correctly noted the need for a new study objective when it approved this change: "To ensure that the quality of care is not different for patients who are treated by physicians who have the skill for surgical intervention (as in the clinical trials) compared to those treated by physicians who must refer patients for surgical intervention, FDA has proposed and the Population Council has agreed to structure a Phase 4 monitoring study." Mifeprex Approval Memo at 5.

1. FDA's NDA Approval Regulations Required Pediatric Data.

The law is clear that the clinical studies used to support an NDA must establish the drug's safety and efficacy for the proposed conditions of use. Under the FD&C Act, a person may file an NDA requesting FDA approval of a new drug provided that the NDA contains, in relevant part, "full reports of investigations which have been made to show whether or not such drug is safe *for use* and such drug is effective *in use* . . . ." <sup>118</sup> Likewise, FDA's NDA approval regulations require "a description and analysis of each controlled clinical study *pertinent to a proposed use* of the drug." <sup>119</sup> This testing requirement exists separately from the so-called "Pediatric Rule," <sup>120</sup> which also delineates pediatric testing requirements.

The Petitioners acknowledge that, as of October 17, 2002 and for the time being, FDA is enjoined from enforcing the Pediatric Rule. <sup>121</sup> However, the Petitioners challenge the Sponsor's contention that the issue of FDA's proper administration of the Rule is moot, in light of the *AAPS* court's decision to grant an appeal of the case, which is now pending. <sup>122</sup> Rather, the Mifeprex NDA was subject to the Pediatric Rule, which was finalized and became effective while FDA was reviewing the NDA, <sup>123</sup> and FDA should have administered it properly <sup>124</sup> or waived it properly. <sup>125</sup>

---

<sup>118</sup> 21 USC § 355(b)(1)(A) (emphasis added).

<sup>119</sup> 21 C.F.R. § 314.50(d)(5)(ii) (emphasis added).

<sup>120</sup> See Regulations Requiring Manufacturers to Assess the Safety and Effectiveness of New Drugs and Biological Products in Pediatric Patients, *Final Rule*, 63 Fed. Reg. 66632 (Dec. 2, 1998) (testing requirements set forth in 21 C.F.R. § 314.55). See also Petition at 76-83 (discussing Pediatric Rule).

<sup>121</sup> *Association of American Physicians and Surgeons v. FDA*, 226 F. Supp. 2d 204 (D.D.C. 2002) ("*AAPS*").

<sup>122</sup> The Elizabeth Glaser Pediatric AIDS Foundation and the American Academy of Pediatrics filed a motion to appeal on December 16, 2002. See Docket for Case No. 00-CV-2898 (entry no. 73).

<sup>123</sup> The Pediatric Rule was promulgated on December 2, 1998 and became effective on April 1, 1999. FDA reviewed the Mifeprex NDA from March 18, 1996 until September 28, 2000, when it was approved.

<sup>124</sup> Under the Pediatric Rule, FDA's treatment of the Mifeprex NDA was improper, in part, because the agency did not require the Sponsor to submit supporting pediatric data. The regulation stated that, "where the course of the disease and the effects of the drug are sufficiently similar in adults and pediatric patients, FDA may conclude that pediatric effectiveness can be extrapolated from adequate and well-controlled studies in adults *usually supplemented with other information obtained in pediatric patients, such as pharmacokinetic studies.*" 21 C.F.R. § 314.55(a) (emphasis added). This requirement also was articulated earlier by FDA in the Prescription Labeling regulation. See 59 Fed. Reg. 64240 (Dec. 13, 1994); 21 C.F.R. § 201.57(f)(9)(iv). As noted elsewhere in this Response, the Petitioners also question whether the Sponsor's adult data were derived "from adequate and well-controlled studies."

<sup>125</sup> It should be noted that even if FDA concluded that pediatric effectiveness of the Mifeprex Regimen could be extrapolated from adult studies, this would not be an appropriate ground for an actual *waiver* of the Pediatric Rule. The Pediatric Rule provides three grounds for waiver from the obligation imposed by the rule on drug sponsors to demonstrate that their drug is safe and effective for pediatric patients. 21 C.F.R. § 314.55(c). In some instances, drug sponsors are able to provide sufficient adult data, usually supplemented by pediatric-specific data, from which pediatric safety and efficacy can be extrapolated. 21 C.F.R. § 314.55(a). FDA stated that it was waiving the pediatric rule with respect to Mifeprex, yet did not cite to any of the bases for waiver provided in paragraph (c) of the Pediatric Rule. Mifeprex Approval Letter at 3. For a comprehensive discussion on the ineligibility of Mifeprex for a waiver from the Pediatric Rule, see the Petition at 78-82.



Irrespective of the current status of the *AAPS* case, at the time of the approval of the Mifeprex NDA the Agency was obligated to meet the requirements of its NDA approval regulations. FDA erred in its failure to require the Sponsor to submit pertinent pediatric data and to assess those data in its review of the NDA for Mifeprex. In so doing, the Agency abrogated its role of protecting and promoting the public health and safety. This constitutes the type of “arbitrary and capricious” action that is generally prohibited under the Administrative Procedures Act (“APA”).<sup>126</sup>

2. The Drug’s Expected Conditions of Use Included the Pediatric Population.

Mifeprex is intended for use by menstruating females. The drug’s labeling states “Mifeprex is indicated for the medical termination of intrauterine pregnancy through 49 days’ pregnancy.” Nothing in the “Indication and Usage” section of the labeling limits the drug’s use to adults.<sup>127</sup> Likewise, Danco’s marketing claims are not targeted to a particular age group, such as women “over age 18.” The patient population therefore logically includes all females who can become pregnant – that is, as of the age their first menstrual period begins (*i.e.*, “menarche”) until they no longer have a menstrual period (*i.e.*, “menopause”). According to FDA, the average age of menarche in the United States is 12 years, although menstruation may commence in healthy females as early as age 10.<sup>128</sup>

Under the pediatric labeling regulations, the Agency defines “pediatric population(s)” and “pediatric patient(s)” as the age group “from birth to 16 years, including age groups often called ... adolescents.”<sup>129</sup> Therefore, the population of menstruating females (*i.e.*, 10 or 12 and older) and the pediatric population (*i.e.*, up to 16) overlap by up to 6 years. Based on Danco’s labeling and marketing to the menstruating female population without any age restriction, pediatric use of this product was clearly contemplated. Because Mifeprex will be used by some number of adolescent girls who become pregnant, FDA should have required the Sponsor to produce safety and effectiveness data for the pediatric population.

3. FDA Should Have Required the Submission of Pediatric Study Data Prior to Approving Mifeprex.

Under its broad authority granted by the FD&C Act, not only may FDA require the submission of pediatric data as part of a product’s NDA, but the Agency *must* require such data when the product’s conditions of use warrant pediatric testing. However, the Agency approved

---

<sup>126</sup> 5 USC § 706(2)(A).

<sup>127</sup> Instead, the drug’s labeling contains one non-constructive statement in the “Precautions” section of the labeling: “Safety and effectiveness in pediatric patients have not been established.” Given the logical reading of the drug’s indication and the medical information on the age range of menstruation, this one sentence in a package insert of 15 pages is valueless.

<sup>128</sup> See *On the Teen Scene: A Balanced Look at the Menstrual Cycle*, FDA Consumer Magazine (Dec. 1993) (available at: <[http://www.fda.gov/fdac/reprints/ots\\_mens.html](http://www.fda.gov/fdac/reprints/ots_mens.html)>). In the U.S., the average age of the start of menopause is 51. See *Taking Charge of Menopause*, FDA Consumer Magazine (Nov.-Dec. 1999) (available at: <[http://www.fda.gov/fdac/features/1999/699\\_meno.html](http://www.fda.gov/fdac/features/1999/699_meno.html)>).

<sup>129</sup> 21 C.F.R. § 201.57(f)(9).

Mifeprex without requiring the Sponsor to submit pediatric data or, apparently, any review of the pertinent scientific literature. When approving Mifeprex based solely on the data submitted in the NDA (*i.e.*, studies conducted in an adult population), FDA made the unsupported assumption that younger females (*i.e.*, children and adolescents) would have the same physiological response to this product as adult females.<sup>130</sup> Specifically, the Sponsor cited FDA's conclusion that "the drug regimen is expected to be as safe and effective for pregnant women under the age of 18 years as it is for those of the age of 18 ...," despite the Agency's concession that most of the available data are from women 18 years and older.<sup>131</sup> Further, the Sponsor noted that FDA has not found any "biological reason to expect that menstruating females under age 18 to have a different physiological outcome with the regimen."<sup>132</sup>

As stated in the Petition, however, FDA's conclusion misreads the science. To assume, without specific data, that the effects of a potent antiprogesterone and a powerful prostaglandin analogue in pregnant adults will be the same for adolescents who are still developing in their physiologic, anatomic, and reproductive functions, is medically unsound. The relevant scientific evidence suggests that an assumption *cannot* be made that the effectiveness or safety of Mifeprex for adolescent girls is the same as for fully-developed adult women. Therefore, FDA's decision to the contrary lacks a sound and justified scientific basis.

Moreover, the Agency decision disregards decades of its own medical judgment. In the past, FDA has said that drugs should be studied directly in the pediatric population because "the action and adverse actions of pharmaceutical agents will vary as absorption, distribution, metabolism, and excretion, and receptor sensitivity are altered by the changes associated with growth and development."<sup>133</sup> For Mifeprex, these factors were not directly studied in children.

Studying the subpopulation of adolescents is even more important, according to FDA. For example, "[t]he development of puberty and the known effects of sex hormones on drug metabolism warrant consideration in drug evaluation in the adolescent."<sup>134</sup> Other "special problems" arise from the intense concern with self-image, leading to increased use (both admitted and denied) of prescription and over-the-counter drugs, dietary supplements, and cosmetics for such purposes as altering physical growth and sexual development, regulating mood and behavior, and influencing physical appearance.<sup>135</sup> FDA did not require a review of these adolescent-specific considerations with respect to the Mifeprex Regimen.

---

<sup>130</sup> See Mifeprex Approval Memo at 7.

<sup>131</sup> Opposition Comments at 15 (citing FDA, "Medical Officer's Review of Amendments 024 and 033: Final Reports for the U.S. Clinical Trials Inducing Abortion up to 63 Days Gestational Age and Complete Responses Regarding Distribution System and Phase 4 Commitments," at 28).

<sup>132</sup> Opposition Comments at 15 (citing Mifeprex Approval Memo at 7).

<sup>133</sup> FDA Guidance for Industry, "General Considerations for the Clinical Evaluation of Drugs in Infants and Children" (Sept. 1977), at 6 (hereafter, "Pediatric Study Guidance").

<sup>134</sup> Pediatric Study Guidance at 15.

<sup>135</sup> See Pediatric Study Guidance at 16-17.



In addition, FDA has said previously that a drug's safety profile may be different for adolescents because "medication may not be taken as prescribed. The adolescent frequently omits doses of medication, takes it at erratic intervals, and may take more than prescribed. Safety considerations should be addressed not only to the therapeutic dosage, but also to the consequences of suboptimal dosage and overdosage."<sup>136</sup> Given the two-drug-regimen and three-doctor-visit administration of the Mifeprex Regimen, a study of patient compliance issues in adolescents was warranted.

### Conclusion

In summary, it is logical to conclude that Mifeprex is intended for use by a female population that, under the pertinent definitions adopted by FDA, includes pediatric females. Therefore, FDA should have required the submission of pediatric data with the NDA. Without any consideration of pediatric data, FDA's approval of Mifeprex is an abrogation of its fundamental duty to conduct the drug approval process in a way that protects and promotes the public health and safety. In so doing, the Agency acted in a way that was arbitrary, capricious, and contrary to law and its own regulations.

## **II. FDA Is Both Statutorily Empowered and Obligated to Grant an Administrative Stay of the Mifeprex NDA Approval.**

The Sponsor's Opposition Comments contain three technical objections to the request for an administrative stay of the Mifeprex NDA approval.<sup>137</sup> First, the Sponsor alleges that an administrative stay is not the appropriate method by which FDA could withdraw the Mifeprex NDA. Second, the Sponsor alleges that the request is "untimely" because it was not filed within 30 days of the effective date for the Mifeprex NDA approval. Third, the Sponsor makes a general allegation that the Petitioners do not meet the criteria for an administrative stay under FDA's regulations. As described below, these allegations stem from an incorrect and overly restrictive reading of the Petitioners' request. Instead of answering the serious substantive issues raised in the Petition, the Sponsor has focused on the way in which the Petitioners framed their request for FDA action. Even more disconcerting, the Sponsor asks FDA to place administrative procedures above the Agency's statutory obligation to protect the public health.

### **A. FDA Has the Statutory Authority to Suspend the Mifeprex NDA Pending the Outcome of a Decision to Withdraw the Application.**

The Petitioners' request for administrative stay of the Mifeprex NDA approval is equivalent to a request for FDA to use its authority under section 505(e) of the FD&C Act to "suspend the approval of [the] application immediately."<sup>138</sup> The FD&C Act states that an NDA may be "suspended" whenever FDA makes a finding of "imminent hazard to the public

---

<sup>136</sup> Pediatric Study Guidance at 15.

<sup>137</sup> See Opposition Comments at 16-24.

<sup>138</sup> 21 U.S.C. § 355(e); see also 21 C.F.R. § 314.150(a)(1).

health.”<sup>139</sup> In the Petition and in this Response, the Petitioners have provided extensive evidence that Mifeprex poses, under FDA’s definition, “a significant threat of danger to health, [and] creates a public health situation . . . that should be corrected immediately to prevent injury.”<sup>140</sup> Furthermore, an emergency or “crisis” situation is not required, but merely a “substantial likelihood that serious harm will be experienced during . . . any realistic projection of the administrative process.”<sup>141</sup> In interpreting this definition, a court upheld an FDA decision similar to that which the Petitioners are requesting. Specifically, even though “respectable scientific authority [could] be found on both sides of this question”, and “much of the raw data used by the [Agency] in arriving at its conclusion had been available for some length of time,” these facts did not preclude FDA’s use of the data in finding an imminent hazard when “the magnitude of [the drug’s] risk was determined only after an extensive *re-evaluation of the data*.”<sup>142</sup>

FDA’s authority is resolute and can be exercised immediately, notwithstanding any related issues regarding how the matter was initially raised (*e.g.*, a Citizen Petition), who exercised the authority (*e.g.*, HHS Secretary or FDA), and what actions follow it (*e.g.*, notice and hearing).<sup>143</sup> FDA should disregard the Sponsor’s attempt to redirect the Agency away from the substance of the Petition toward a focus on the administrative requirements of delegating authority, providing notice, and holding a hearing. Clearly, FDA’s suspension of the Mifeprex approval could occur during the pendency of any notice period or hearing which the Sponsor so forcefully claims to be entitled to under the FD&C Act, the APA and Constitutional due process provisions. Given the situation, the Petitioners are dismayed at the Sponsor’s insistence that its “property right to produce and market Mifeprex,”<sup>144</sup> outweighs any concern for the safety of the patients that the Sponsor is seeking to “treat.”

Furthermore, even if FDA finds that an imminent hazard does not exist in this case, FDA may still summarily withdraw approval of an NDA in certain circumstances. During its four-page discussion on notice and hearings, the Sponsor fails to mention that the FD&C Act’s “due notice and hearing” provision does not guarantee an NDA Sponsor a hearing, and also leaves FDA with discretion regarding the type of notice that is provided.<sup>145</sup> Rather, FDA may proceed by summary judgment to withdraw an NDA in certain circumstances – for example, when there

---

<sup>139</sup> *See id.*

<sup>140</sup> 21 C.F.R. § 2.5.

<sup>141</sup> *Forsham v. Califano*, 442 F. Supp. 203, 208 (D.D.C. 1977) (citing *Environmental Defense Fund v. EPA*, 510 F.2d 1292, 1297 (D.C. Cir 1975)).

<sup>142</sup> *Forsham v. Califano*, 442 F. Supp. 203, 209 (D.D.C. 1977) (emphasis added).

<sup>143</sup> *Forsham v. Califano*, 442 F. Supp. 203 (D.D.C. 1977) (on petition raised by a consumer health organization, the HHS Secretary referred the matter to FDA, which withdrew approval of a drug with notice but no formal hearing, based on a finding of imminent hazard to the public health).

<sup>144</sup> Opposition Comments at 18. When the Sponsor included misoprostol as part of the Mifeprex Regimen, it did not demonstrate any concern for the property rights of Searle over misoprostol.

<sup>145</sup> *See John D. Copanos and Sons, Inc. v. FDA*, 854 F.2d 510, 518, 520 (D.C. Cir. 1988) (“It is well settled that this [notice and hearing] provision does not guarantee the applicant a hearing in all circumstances.” and “The requirements of ‘due notice’ must depend upon the context of the agency’s action.”); *Brandenfels v. Heckler*, 716 F.2d 553, 555 (9<sup>th</sup> Cir. 1983) (“The FDA is authorized to satisfy its own notice requirements by providing holders of new drug applications with either general or specific notice of opportunity for hearing.”).



is no genuine and substantial issue of fact, when the applicant does not meet the minimum regulatory requirements, or when it appears conclusively from the applicant's pleadings that the applicant cannot succeed.<sup>146</sup>

The Petitioners' request for administrative stay contains ample evidence to support a finding in this case of imminent hazard or the requisite basis for summary withdrawal. Millions of women are being misled to believe that the Mifeprex Regimen is safe, while in actuality neither the data submitted in the original NDA nor the subsequent marketing history can support a safety profile that justifies the continued marketing of the drug product. There is simply no legal basis to assert that FDA lacks the authority to grant the requested remedy of a "stay" (*i.e.*, suspension) of the NDA pending resolution of a formal NDA withdrawal process.

**B. The Request for Administrative Stay Was Timely Filed.**

An NDA is not a "static" document. Rather, it is a "living" document that is constantly being supplemented, updated, and reviewed by FDA.<sup>147</sup> Therefore, FDA is constantly making a "decision" to allow an NDA approval to stand in light of new information that is submitted to the Agency. Likewise, a drug's safety and efficacy profile and risk/benefit profile also require constant re-analysis by FDA. For example, over time "newer" medical evidence comes to light and adverse reactions are recorded in the patient population. FDA's approval decisions on NDAs are not "stuck in time." Instead, "FDA has an obligation to judge a drug's effectiveness by contemporary scientific standards. If those standards change to the extent that it is questionable whether a drug can be regarded as having been shown to be effective, FDA may under the act appropriately review the drug's status."<sup>148</sup>

FDA's regulations state that a stay of action must be filed within 30 days of the "date of the *decision involved*" unless FDA permits a later filing for "good cause."<sup>149</sup> In this instance, the "decision involved" is FDA's decision to uphold the Mifeprex NDA and to *not* suspend the approval despite the influx of new information. This decision is ongoing. The Petitioners are requesting that FDA "stay" that decision and suspend the NDA approval immediately in response to the imminent hazard presented by the Mifeprex Regimen.

---

<sup>146</sup> See *Weinberger v. Hynson, Westcott & Dunning, Inc.*, 412 U.S. 609, 620-1 (1973) (withdrawing approval of NDA without a hearing based on lack of evidence negating "new drug" status); *John D. Copanos and Sons, Inc. v. FDA*, 854 F.2d 510, 518 (D.C. Cir. 1988) (withdrawing approval of NDA without a hearing based on failure to comply with current good manufacturing practices); *Cooper Laboratories, Inc. v. FDA*, 501 F.2d 772, 780 (D.C. Cir. 1974) (withdrawing approval of NDA without a hearing based on insufficient evidence of efficacy).

<sup>147</sup> See, *e.g.*, 21 C.F.R. §§ 314.70, 314.72, 314.80, 314.81. At the very least, the Sponsor of the Mifeprex NDA is required to submit an annual report to FDA each year. 21 C.F.R. § 314.81(b)(2). The Sponsor's misdirection on this matter is revealed by the fact that, under their interpretation of the "30 days" filing requirement, the Petitioners could "cure" the alleged timeliness defect by merely submitting the Petition within 30 days of any Mifeprex NDA Supplement or Annual Report.

<sup>148</sup> 50 Fed. Reg. 7452, 7488 (Feb. 22, 1985) (FDA's rejection of an industry suggestion, on withdrawal of approval of an application under 21 C.F.R. § 314.150, that FDA's conclusion concerning a drug product "should remain unchanged even if FDA later adopted new standards").

<sup>149</sup> 21 C.F.R. § 10.35(b) (emphasis added).

Even if the request were considered to be “untimely” from a technical perspective, FDA should nevertheless still grant the requested stay pursuant to either (1) the Agency’s “imminent hazard” authority under section 505(e), which contains no time limitation; or (2) the “good cause” exception of 21 C.F.R. § 10.35(b). In fact, the “imminent hazard” authority and the “good cause” exception were included in the statute and regulations for the very reasons outlined in the Petitioners’ request. Namely, these provisions allow FDA to move quickly to protect the public from unsafe drug products without being slowed by overly technical readings of the regulations. Additionally, if FDA deemed the request to be untimely filed, the Agency still may stay its action on the NDA on its own initiative *at any time*. In other words, if FDA determines that the Petition’s underlying request has merit, FDA may suspend approval and/or initiate withdrawal proceedings independent of the Petitioners’ request.

**C. The Petitioners Comply with the Spirit and Letter of the Requirements for an Administrative Stay.**

As supported by the original submission, the Petitioners’ request for an administrative stay meets all of the requirements of 21 C.F.R. § 10.35(e). In particular, the Petitioners have demonstrated irreparable harm to American women and an overwhelming public policy reason for removing the Mifeprex drug product from the market. The Petitioners’ request is clearly not frivolous, and is being pursued in good faith. In response, the Sponsor has raised minor technical challenges that obfuscate and mischaracterize the issues raised by the Petitioners. Despite the evidence contained in the Petition concerning the harm that Mifeprex is inflicting on American women, and the Petitioners’ direct interest as their physicians in speaking for these women, the Sponsor has alleged that there is insufficient injury to justify an administrative stay. Specifically, the Sponsor argued that the Petitioners are not the *actual* injured party.<sup>150</sup> Yet, that response is a mischaracterization of the Petitioners’ request. The Petition clearly stated that the Petitioners were seeking Agency action to prevent further injury to women seeking to terminate their pregnancies.<sup>151</sup> The evidence submitted in the Petition and in this submission unequivocally demonstrates that women are being harmed by this drug product. In light of this fact, FDA is obliged to investigate whether the Mifeprex NDA approval should be suspended and ultimately withdrawn.

---

<sup>150</sup> See Opposition Comments at 21-22.

<sup>151</sup> Just as the Petitioners have with their Petition, patient advocacy groups routinely utilize the Citizen Petition process to request that FDA overturn its safety and effectiveness decision for drug products and, ultimately, withdraw them from the market. See Letter to FDA from AIDS Healthcare Foundation, August 19, 2003 (Docket number not assigned), requesting market removal of Trizivir (abacavir sulfate/lamivudine/zidovudine) due to poor efficacy results in post-approval clinical studies letter; Docket No. 02P-1778, Citizen Petition from Public Citizen and Arizona Arthritis Center, March 28, 2002, requesting market removal of Arava (leflunomide) due to patient deaths and severe liver failure; Docket No. 02P-0120, Citizen Petition from Public Citizen, March 19, 2002, requesting market removal of Meridia (sibutramine) due to patient deaths related to cardiovascular adverse effects. Many of these Citizen Petitions are ultimately successful. See e.g., Rezulin (troglitazone), banned March 2000 after a July 1998 Petition (Docket No. 98-0622); and Lotronex (alosetron HCl), banned November 2000 after an August 2000 Petition (Docket No. 00P-1499).



### III. Conclusion.

For the foregoing reasons, the Petitioners respectfully request that FDA immediately suspend the approval of the NDA for Mifeprex and enter an administrative stay to halt any further distribution and marketing of Mifeprex until final Agency action is taken to withdraw the NDA approval for Mifeprex. For copies of any of the reference materials cited herein, please contact the undersigned.

Respectfully submitted,

Gary L. Yingling

Rebecca L. Dandeker

# Exhibit 27

2016 FDA Letter to Am. Ass'n of Pro-Life Obstetricians  
& Gynecologists, Christian Medical & Dental  
Associations, and Concerned Women for America  
denying 2002 Citizen Petition, Docket No. FDA-2002-P-  
0364 (Mar. 29, 2016) (2016 Petition Denial)





DEPARTMENT OF HEALTH & HUMAN SERVICES

MAR 29 2016

Food and Drug Administration  
10903 New Hampshire Avenue  
Building #51  
Silver Spring, MD 20993

Donna Harrison, M.D.  
Executive Director  
American Association of Pro Life Obstetricians and Gynecologists  
P.O. Box 395  
Eau Claire, MI 49111

Gene Rudd, M.D.  
Senior Vice President  
Christian Medical and Dental Associations  
P.O. Box 7500  
Bristol, TN 37621

Penny Young Nance  
CEO and President  
Concerned Women for America  
1015 Fifteenth St., NW  
Suite 1100  
Washington, DC 20005

Re: Docket No. FDA-2002-P-0364

Dear Drs. Harrison and Rudd and Ms. Nance:

This letter responds to your citizen petition submitted on August 20, 2002, to the Food and Drug Administration (FDA or Agency) on behalf of the American Association of Pro Life Obstetricians and Gynecologists (AAPLOG), the Christian Medical Association (CMA) (n/k/a the Christian Medical and Dental Associations), and Concerned Women for America (CWA) (Petition).<sup>1</sup> Your Petition requests that the Agency stay FDA's approval of Mifeprex (mifepristone, also known as RU-486), thereby halting the distribution and marketing of the drug pending final action on the Petition. The Petition also requests that the Agency revoke FDA's approval of Mifeprex and requests a full audit of the French and U.S. clinical trials submitted in support of the new drug application (NDA) for Mifeprex.

We have carefully considered the information submitted in your Petition, comments on your Petition submitted to the docket, other submissions to the docket, and other relevant data available to the Agency. Based on our review of these materials and for the reasons described below, your Petition is denied.

<sup>1</sup> The citizen petition was originally assigned docket number 2002P-0377/CP1. The number was changed to FDA-2002-P-0364 as a result of FDA's transition to its new docketing system (Regulations.gov) in January 2008. This citizen petition was submitted by AAPLOG, CMA, and Sandy Rios, the then-President of CWA. We have addressed this response to CWA's current CEO and President, Penny Young Nance.

## I. BACKGROUND

On September 28, 2000, FDA approved Mifeprex for the medical termination of intrauterine pregnancy through 49 days' pregnancy (NDA 20-687). The application was approved under 21 CFR part 314, subpart H, "Accelerated Approval of New Drugs for Serious or Life-Threatening Illnesses" (subpart H). This subpart applies to certain new drug products that have been studied for their safety and effectiveness in treating serious or life-threatening illnesses and that provide meaningful therapeutic benefit to patients over existing treatments. Specifically, § 314.520 of subpart H provides for approval with restrictions that are needed to assure the safe use of the drug product. In accordance with § 314.520, FDA restricted the distribution of Mifeprex as specified in the approval letter, including a requirement that Mifeprex be provided by or under the supervision of a physician who meets eight qualifications specified in the letter.

The September 28, 2000, approval letter also listed two Phase 4 commitments<sup>2</sup> that the then-applicant of the Mifeprex NDA (i.e., the Population Council)<sup>3</sup> agreed to meet. In addition, the letter stated that FDA was waiving the pediatric study requirement in 21 CFR 314.55.

## II. DISCUSSION OF ISSUES RAISED

You maintain that good cause exists for granting an immediate stay of the Mifeprex approval and for the subsequent revocation of that approval under 21 CFR 314.530 (Petition at 3). You contend that:

- The approval of Mifeprex in 2000 violated the Administrative Procedure Act's (APA's) prohibition against agency action that is arbitrary, capricious, an abuse of discretion, or otherwise not in accordance with law (5 U.S.C. 706(2)(A));
- The 2000 approval violated section 505 of the Federal Food, Drug, and Cosmetic Act (the FD&C Act) (21 U.S.C. 355) because Mifeprex does not satisfy the safety and labeling requirements of that section; and
- FDA approved Mifeprex in 2000 despite the presence of substantial risks to women's health, including fatal hemorrhage and serious bacterial infections.

You make eight arguments for the stay and revocation of the 2000 Mifeprex approval, as follows (Petition at 4-7):

---

<sup>2</sup> For purposes of this petition response, the term 'Phase 4 commitments' refers to the postmarketing studies that the Mifeprex sponsor agreed to perform as a condition of approval.

<sup>3</sup> Effective October 31, 2002, the Population Council transferred ownership of the Mifeprex NDA to Danco Laboratories, LLC (Danco), which had been licensed to manufacture and market Mifeprex.



- That the approval of Mifeprex in 2000 violated the legal requirements of the accelerated approval regulations under 21 CFR Subpart H.
- That Mifeprex was not proven safe and effective in 2000 as required by law.
- That the Mifeprex regimen requires that Mifeprex be used in conjunction with another drug, misoprostol, which has not been separately approved as an abortifacient.
- That the Mifeprex regimen was approved in 2000 without adequate safety restrictions.
- That the drug's sponsor, following the approval in 2000, neglected to require Mifeprex providers to adhere to the restrictions contained in the regimen approved at that time.
- That the safeguards employed in one of the clinical trials that supported the 2000 approval were not mirrored in the regimen that FDA approved.
- That FDA improperly waived a requirement for pediatric studies in connection with the 2000 Mifeprex approval.
- That FDA did not require the sponsor of Mifeprex to honor its commitments for Phase 4 studies.

We respond to each of these arguments below.

We note your petition challenges the original approval of Mifeprex in 2000, and therefore this response is addressed to the 2000 approval and to the labeling that was approved at that time. Today, the Agency is approving a supplemental NDA submitted by Danco Laboratories, LLC (Danco), the holder of the Mifeprex NDA. This supplemental NDA proposed modified labeling for Mifeprex, including an updated dosing regimen, and included data to support the new labeling. After reviewing Danco's supplemental NDA, FDA determined that it met the statutory standard for approval. The fact that the previously approved regimen is no longer included in the labeling does not reflect a decision that there were safety or effectiveness concerns with the previously approved regimen.

#### **A. Approval of Mifeprex Was Consistent With Subpart H**

You maintain that FDA's 2000 approval of Mifeprex under the subpart H regulations was arbitrary, capricious, an abuse of discretion, or otherwise not in accordance with law, and thus violated the APA (Petition at 18-23). You state that pregnancy, without major complications, is not a serious or life-threatening illness; instead, you claim it is a normal physiological state experienced by most females one or more times and is rarely accompanied by life-threatening complications (Petition at 19). You contend that Mifeprex does not provide meaningful therapeutic benefit to patients over existing treatments because surgical abortion is a less dangerous, more effective alternative for the termination of pregnancy, and that Mifeprex does not treat any subset of the female population that is unresponsive to or intolerant of surgical abortion



(Petition at 21-23). Thus, you assert that the approval of Mifeprex did not meet the requirements for product approval under subpart H (Petition at 23).

We disagree with your conclusion that we inappropriately approved Mifeprex under subpart H. As stated in section I above, the accelerated approval regulations apply to new drug products that have been studied for their safety and effectiveness in treating serious or life-threatening illnesses and that provide meaningful therapeutic benefit to patients over existing treatments (§ 314.500). As FDA made clear in the preamble to the final rule for subpart H, the subpart H regulations are intended to apply to serious or life-threatening conditions, as well as to illnesses or diseases.<sup>4</sup> The Agency also made clear that a condition need not be serious or life-threatening in all populations or in all phases to fall within the scope of these regulations.<sup>5</sup> Unwanted pregnancy falls within the scope of subpart H under § 314.500 because unwanted pregnancy, like a number of illnesses or conditions, can be serious for certain populations or under certain circumstances.

Pregnancy can be a serious medical condition in some women.<sup>6</sup> Pregnancy is the only condition associated with preeclampsia and eclampsia and causes an increased risk of thromboembolic complications, including deep vein thrombophlebitis and pulmonary embolus. Additionally, there is a significant risk of a major surgical procedure and anesthesia if a pregnancy is continued; for 2013 (the most recent data available), the Centers for Disease Control and Prevention reported an overall 32.7 percent rate of cesarean sections in the United States.<sup>7</sup> Other medical concerns associated with pregnancy include the following: disseminated intravascular coagulopathy (a rare but serious complication); amniotic fluid embolism; life-threatening hemorrhage associated with placenta previa, placenta accreta, placental abruption, labor and delivery, or surgical delivery; postpartum depression; and exacerbation or more difficult management of preexisting medical conditions (e.g., diabetes, lupus, cardiac disease, hypertension). In addition, approximately 50 percent of all pregnancies in the United States each year are unintended.<sup>8</sup> According to the

---

<sup>4</sup> See, e.g., 57 FR 58942, 58946 (Dec. 11, 1992).

<sup>5</sup> Id.

<sup>6</sup> According to data from the Centers for Disease Control and Prevention (CDC), for 2012 (the most recent year for which data are available), the pregnancy-related mortality ratio in the United States was 15.9 maternal pregnancy-related deaths per 100,000 live births. See CDC, Pregnancy Mortality Surveillance System, available on the CDC Web page at <http://www.cdc.gov/reproductivehealth/maternalinfanthealth/pmss.html>. A 2012 study by Raymond and Grimes provides a comparison for the mortality rate associated with legal abortion to live birth in the United States for the earlier period from 1998 through 2005. Investigators reported that over the study period, the pregnancy related mortality rate among women who delivered live neonates was 8.8 deaths per 100,000 live births. This lower rate excludes deaths from ectopic pregnancies, stillbirths, gestational trophoblastic disease, etc. During the same period, the rate of abortion related mortality was 0.6 per 100,000 abortions. The risk of childbirth related death was therefore approximately 14 times higher than the rate associated with legal abortion. Raymond, EG and DA Grimes, Feb. 2012, The Comparative Safety of Legal Induced Abortion and Childbirth in the United States, *Obstet Gynecol*, 119 (2, Part 1):215-219.

<sup>7</sup> See CDC, Nov. 5, 2014, Trends in Low-risk Cesarean Delivery in the United States, 1990-2013, National Vital Statistics Report, 63(6), available at [http://www.cdc.gov/nchs/data/nvsr/nvsr63/nvsr63\\_06.pdf](http://www.cdc.gov/nchs/data/nvsr/nvsr63/nvsr63_06.pdf).

<sup>8</sup> Guttmacher Institute, Feb. 2015, Unintended Pregnancy in the United States, at 1, available at <http://www.guttmacher.org/pubs/FB-Unintended-Pregnancy-US.pdf>. See also Institute of Medicine, 2011,



Institute of Medicine, women experiencing an unintended pregnancy may experience depression, anxiety, or other conditions.<sup>9</sup>

Furthermore, consistent with § 314.500, medical abortion through the use of Mifeprex provides a meaningful therapeutic benefit to some patients over surgical abortion.<sup>10</sup> Although FDA provided several examples in the preamble to the final rule to illustrate how the term “meaningful therapeutic benefit” might be interpreted, the Agency did not suggest that the meaning of the term was limited to the examples provided.<sup>11</sup> In the Phase 3 clinical trial of Mifeprex conducted in the United States, medical termination of pregnancy avoided an invasive surgical procedure and anesthesia in 92 percent of the 827 women with an estimated gestational age (EGA) of 49 days or less.<sup>12</sup> Complications of general or local anesthesia, or of intravenous sedation (“twilight” anesthesia), can include a severe allergic reaction, a sudden drop in blood pressure with cardiorespiratory arrest, death, and a longer recovery time following the procedure. Medical (non-surgical) termination of pregnancy provides an alternative to surgical abortion; it is up to the patient and her provider to decide whether a medical or surgical abortion is preferable and safer in her particular situation.<sup>13</sup>

---

Clinical Preventive Services for Women: Closing the Gaps (Closing the Gaps), at 102-110, available at [http://books.nap.edu/openbook.php?record\\_id=13181](http://books.nap.edu/openbook.php?record_id=13181) (stating that “[u]nintended pregnancy is highly prevalent in the United States”).

<sup>9</sup> See Closing the Gaps, *supra* note 8, at 103.

<sup>10</sup> For a discussion of how FDA interprets the phrase “meaningful therapeutic benefit to patients over existing treatments” in 21 CFR 314.500, see FDA guidance for industry, *Expedited Programs for Serious Conditions—Drugs and Biologics*, at 3-4, 16-17, available on the FDA Drugs guidance Web page at <http://www.fda.gov/Drugs/GuidanceComplianceRegulatoryInformation/Guidances/default.htm>.

<sup>11</sup> 57 FR 58942, 58947 (Dec. 11, 1992).

<sup>12</sup> FDA, 1999, Medical Officer’s Review of Amendments 024 and 033: Final Reports for the U.S. Clinical Trials Inducing Abortion Up to 63 Day Gestational Age and Complete Responses Regarding Distribution System and Phase 4 Commitments (Medical Officer’s Review), at 11 (Table 1) and 16, available at [http://www.accessdata.fda.gov/drugsatfda\\_docs/nda/2000/20687\\_Mifepristone\\_medr\\_P1.pdf](http://www.accessdata.fda.gov/drugsatfda_docs/nda/2000/20687_Mifepristone_medr_P1.pdf) and [http://www.accessdata.fda.gov/drugsatfda\\_docs/nda/2000/20687\\_Mifepristone\\_medr\\_P2.pdf](http://www.accessdata.fda.gov/drugsatfda_docs/nda/2000/20687_Mifepristone_medr_P2.pdf). Spitz, IM, et al., 1998, Early Pregnancy Termination With Mifepristone and Misoprostol in the US, *NEJM*, 338:1241-1243.

<sup>13</sup> CDC data indicate that for the 730,322 abortions reported in 2011, there were 2 deaths. The CDC’s calculated case fatality rate over the period from 2008 to 2011 (the most recent year for which data are available), the case fatality rate was 0.73 legal induced abortion-related deaths per 100,000 reported legal abortions. [http://www.cdc.gov/mmwr/preview/mmwrhtml/ss6410a1.htm?s\\_cid=ss6410a1\\_e](http://www.cdc.gov/mmwr/preview/mmwrhtml/ss6410a1.htm?s_cid=ss6410a1_e). Mortality rates identified by type of abortion (medical or surgical) were not available. However, the evidence suggests that the risk of mortality associated with medical abortion is quite low. Confirmation of the low risk of medical abortion is provided in a study by Trussell, et al., which recorded no deaths for 711,556 medical abortions performed by Planned Parenthood clinics under the buccal misoprostol administration protocol (Trussell J, D Nucatola, et al., Mar. 2014, Reduction in Infection-Related Mortality Since Modifications in the Regimen of Medical Abortion, *Contraception*, 89(3):193-6). We note that one study reported a comparatively high occurrence of fatality (1 death in a study of 11,155 early medical abortions); however, this apparent high occurrence of fatality is likely due to instability in the estimate as a result of the small sample size (Goldstone P, J Michelson, et al., Sept. 3, 2012, Early Medical Abortion Using Low-Dose Mifepristone Followed by



You cite a study by Jensen, et al., as support for your claim that surgical abortion is less dangerous and more effective than Mifeprex (Petition at 21-22 (citing Jensen, JT, et al., 1999, Outcomes of Suction Curettage and Mifepristone Abortion in the United States: A Prospective Comparison Study, *Contraception*, 59:153-159 (Jensen study))). This study was a prospective, nonconcurrent cohort analysis comparing the patients from one site in the U.S. phase 3 trial and a separate group of patients (who were not part of the U.S. phase 3 trial) who underwent surgical abortion at the same facility. The populations that were compared were not randomized to treatment (i.e., medical or surgical abortion) and the treatment periods did not overlap.<sup>14</sup> In addition, the data on medical abortion cited in the Jensen study are based on the 178 subjects at a single site in the phase 3 U.S. Mifeprex trial that enrolled 2,121 women. This small subset of the U.S. trial included patients with pregnancies of up to 63 days' gestation. Although you cite a surgical intervention rate of 18.3 percent in the Mifeprex patients, the surgical intervention rate for Mifeprex patients with an EGA  $\leq$  49 days was 12.7 percent (9 of 71), which, because of the small number of patients in the two groups, is not statistically significantly different from the 3.9 percent rate for re-intervention in the comparative surgical group (3 of 77).<sup>15</sup> Furthermore, the 3.9 percent who first had a surgical abortion and then required surgical re-intervention ultimately required *two* surgical interventions, not one, thereby exposing them twice to the risks inherent in invasive surgical procedures and anesthesia. Finally, although you state that the medical abortion patients in the Jensen study reported significantly longer bleeding than did surgical patients, there was not a greater amount of bleeding in the medical abortion group, nor was there a significant difference between the two treatment groups in the incidence of anemia as determined by the overall change in hemoglobin concentrations.

You state that FDA "viewed [s]ubpart H as the only available regulatory vehicle that had the potential to make Mifeprex safe" (Petition at 23 (footnote omitted)). The question of whether subpart H was "the only available regulatory vehicle" is not relevant here. As described above, Mifeprex met the criteria for approval under subpart H. Additionally, as stated in the September 28, 2000, memorandum to NDA 20-687 (Mifeprex Approval Memorandum), "the Population Council proposed and FDA agreed that this drug will be directly distributed via an approved plan that ensures the physical security of the drug to physicians who meet specific qualifications" that were set out in the approval letter and the Prescriber's Agreement.<sup>16</sup>

---

Buccal Misoprostol: A Large Australian Observational Study, *Med J Aust*, 197(5):282-6). Much more accurate and meaningful data are provided by Trussell's study covering >700,000 medical abortions.

<sup>14</sup> We are not suggesting that in order to be adequate and well-controlled a trial must be concurrently controlled. As discussed below in section II.B.1, FDA's regulations in § 314.126 recognize a number of different types of controls.

<sup>15</sup> In addition, the mean surgical intervention rate for all Mifeprex patients with gestational ages  $\leq$  49 days in the Phase 3 U.S. trial was 7.9 percent (65 of 827 evaluable patients).

<sup>16</sup> FDA, Sept. 28, 2000, Memorandum to NDA 20-687 MIFEPREX (mifepristone) Population Council (Mifeprex Approval Memorandum), available at <http://www.fda.gov/downloads/Drugs/DrugSafety/PostmarketDrugSafetyInformationforPatientsandProviders/ucm111366.pdf>



Furthermore, we approved a risk evaluation and mitigation strategy (REMS) for Mifeprex in June 2011, consisting of a Medication Guide, elements to assure safe use, an implementation system, and a timetable for submission of assessments of the REMS. Mifeprex was identified as one of the products that was deemed to have in effect an approved REMS under the Food and Drug Administration Amendments Act of 2007 (FDAAA) because on the effective date of Title IX, subtitle A of FDAAA (March 28, 2008), Mifeprex had in effect elements to assure safe use.<sup>17</sup> The 2011 REMS for Mifeprex incorporated the restrictions under which the drug was approved. Indeed, there is substantial overlap between the requirements of subpart H and the statutory criteria for REMS set out in Title IX.

Given all of the above, the Mifeprex NDA was appropriately approved in 2000.

**B. The French and U.S. Clinical Trials of Mifeprex Provided Substantial Evidence to Support Approval**

You contend that the studies on which the Population Council relied in support of its NDA for Mifeprex do not meet the statutory and regulatory requirements for the quality and quantity of scientific evidence needed to support a finding that a new drug is safe and effective (Petition at 24).

Our review of Mifeprex was thorough and consistent with the FD&C Act and FDA regulations, including the requirements under section 505(d) of the FD&C Act that: (1) there be adequate tests to show that the drug is safe for use under the conditions prescribed, recommended, or suggested in the proposed labeling (section 505(d)(1)) and (2) there be substantial evidence that the drug will have the effect it purports or is recommended to have under the conditions of use prescribed, recommended, or suggested in the labeling (section 505(d)(5)). The Mifeprex NDA was thoroughly reviewed, and the drug product was found to be safe and effective for its approved indication. In addition, as noted in the Mifeprex Approval Memorandum (at 1), FDA's Reproductive Health Drugs Advisory Committee (Advisory Committee) voted 6 to 0 (with 2 abstentions) on July 19, 1996, that the benefits of Mifeprex exceeded the risks. As set forth below, we disagree with your claims concerning the clinical trials that form the basis for the approval of Mifeprex.

**1. The Clinical Trials Used to Support the Mifeprex NDA Were in Accordance With the FD&C Act and Applicable Regulations**

You argue that because neither the French clinical trials nor the U.S. clinical trial of mifepristone were blinded, randomized, or concurrently controlled, these trials were inadequate to establish the safety and effectiveness of Mifeprex (Petition at 24-25 and 32-34). In addition, you assert in the response you submitted on October 10, 2003, to the comments in opposition to the Petition submitted by the Population Council and Danco (Response to Opposition) that the clinical trials of Mifeprex were not historically controlled but instead were uncontrolled.<sup>18</sup> You state that the

<sup>17</sup> 73 FR 16313 (Mar. 27, 2008).

<sup>18</sup> Response to Opposition at 5. You also state that because the Mifeprex regimen was the first drug regimen that FDA approved to induce abortions, the applicant should have compared the new drug regimen to surgical abortions performed during the first 49 days after a woman's last menstrual period (Response to Opposition at



applicant did not describe any historical control group in the French clinical trials, and did not indicate that any of the scientific guidelines for selecting a proper control group before beginning a historically controlled study were used for these trials (id. at 5-6). You also reject the applicant's claim that the available information on surgical abortion constitutes historically controlled data (id. at 6).

We disagree with your conclusion that the French and U.S. clinical trials of mifepristone were not clinically and legally adequate to support the approval of Mifeprex. The data from these three clinical trials (a large U.S. trial and two French trials) constitute substantial evidence that Mifeprex is safe and effective for its approved indication in accordance with section 505(d) of the FD&C Act. The labeling approved in 2000 for Mifeprex was based on data from these three clinical trials and from safety data from a postmarketing database of over 620,000 women in Europe who had had a medical termination of pregnancy (approximately 415,000 of whom had received mifepristone together with misoprostol).<sup>19</sup>

The U.S. trial of Mifeprex involved 2,121 subjects enrolled at 17 sites. Of these, 827 had an EGA of  $\leq 49$  days and were included in the efficacy evaluation.<sup>20</sup> Medical termination of pregnancy was complete (without the need for surgical intervention) in 762 of these subjects (92 percent).<sup>21</sup> Sixty-five of the subjects in the U.S. trial who were evaluable for efficacy were classified as having had a "treatment failure." The reasons for treatment failure (and number of subjects experiencing each) were: incomplete pregnancy termination (n = 39), still pregnant (n = 8), subject request for surgical intervention (n = 5), and medical indication (bleeding, n = 13).<sup>22</sup> The two French trials enrolled a total of 1,681 subjects providing effectiveness outcomes. Among the French subjects, the success rate for medical termination of pregnancy was 95.5 percent.<sup>23</sup>

In the U.S. trial, 859 subjects with an EGA of  $\leq 49$  days were evaluated for safety. Among these subjects, there were no deaths, one transfusion, and nine instances in which subjects received intravenous fluids.<sup>24</sup> The safety profile of the patient group in the French trials with an EGA of  $\leq 49$  days did not differ significantly from the safety profile of the same patient group in the U.S.

---

5, note 20). The fact that a drug might be the first one approved for a particular indication is not a factor in determining what type of control is adequate for a clinical trial of that drug for that indication. As discussed above, FDA's regulations provide for a variety of different types of controls (see 21 CFR 314.126(b)), and do not require comparison of a proposed drug product to an active control group to establish the safety and effectiveness of the drug. Therefore, the clinical trials to support the approval of Mifeprex were not required to have a surgical comparator arm.

<sup>19</sup> Mifeprex labeling, Sept. 28, 2000, PRECAUTIONS, Teratogenic Effects: Human Data, *Pregnancy*, available at [http://www.accessdata.fda.gov/drugsatfda\\_docs/label/2000/206871bl.pdf](http://www.accessdata.fda.gov/drugsatfda_docs/label/2000/206871bl.pdf).

<sup>20</sup> Mifeprex Approval Memorandum, supra note 16, at 1; Medical Officer's Review, supra note 12, at 10.

<sup>21</sup> Medical Officer's Review, supra note 12, at 11 (Table 1) and 16.

<sup>22</sup> Id. at 11 (Table 1).

<sup>23</sup> Mifeprex Approval Memorandum, supra note 16, at 1.

<sup>24</sup> Medical Officer's Review, supra note 12, at 12-13.



trial, and the percentage of patients in the French and U.S. trials requiring hospitalization and blood transfusion and experiencing heavy bleeding was comparable.<sup>25</sup> There were no deaths in the French trials.<sup>26</sup>

Section 505(d) of the FD&C Act states, in part, that FDA must refuse to approve an application if the Agency finds that there is a lack of substantial evidence that the drug will have the effect it purports or is represented to have under the conditions of use prescribed, recommended, or suggested in the drug's proposed labeling. Section 505(d) defines "substantial evidence" as "evidence consisting of adequate and well-controlled investigations, including clinical investigations, by experts qualified by scientific training and experience to evaluate the effectiveness of the drug involved."

As stated in 21 CFR 314.126(a), the purpose of conducting clinical investigations of a drug is to distinguish the effect of the drug from other influences, such as a spontaneous change in the course of the disease or condition, placebo effects, or biased observation. Reports of adequate and well-controlled investigations serve as the main basis for determining whether there is substantial evidence to support the claims of effectiveness for a drug.

We agree that randomization and the use of concurrent controls are two principal means of ensuring that clinical trial data are reliable and robust. However, that does not mean that in order to be adequate and well-controlled, a clinical trial must use a randomized concurrent control design. Section 314.126(b) lists the characteristics of an adequate and well-controlled study. Contrary to your assertion (Petition at 24), FDA regulations do not require that a study be blinded, randomized, and/or concurrently controlled. Among the characteristics of an adequate and well-controlled study is that it uses a design that permits a valid comparison with a control to provide a quantitative assessment of drug effect (§ 314.126(b)(2)). A historical control is one of the recognized types of control (§ 314.126(b)(2)(v)), and one in which the results of treatment with the test drug are compared with experience historically derived from the adequately documented natural history of the disease or condition, or from the results of active treatment in comparable patients or populations (*id.*). Unlike some other types of control (e.g., placebo concurrent control (§ 314.126(b)(2)(i)) or dose-comparison concurrent control (§ 314.126(b)(2)(ii))), use of a historical control does not include randomization or blinding. Because historical control populations usually cannot be as well assessed with respect to pertinent variables as can concurrent control populations, historical control designs are usually reserved for special circumstances, including studies in which the effect of the drug is self-evident.<sup>27</sup> Thus, in the proper setting,

---

<sup>25</sup> *Id.* at 18.

<sup>26</sup> FDA, May 21, 1996, Statistical Review and Evaluation (May 21, 1996, Statistical Review), at 4 and 7, available at [http://www.accessdata.fda.gov/drugsatfda\\_docs/nda/2000/20687\\_Mifepristone\\_statr.pdf](http://www.accessdata.fda.gov/drugsatfda_docs/nda/2000/20687_Mifepristone_statr.pdf).

<sup>27</sup> 21 CFR 314.126(b)(2)(v). We note your contention that the effects of the regimen approved in 2000 are not self-evident because "[t]he Sponsor's focus on this dyadic set of possibilities (failure (0) or success (1)) obscures a whole range of less easily measurable, but critically important, outcomes," including "tissue retention, life-threatening hemorrhaging, persistent bleeding, infection, teratogenicity, pain, continued fertility, and psychological effects" (Response to Opposition at 8). We disagree with your argument. From a clinical perspective, there are two outcomes associated with the use of Mifeprex for medical abortion: either there is a complete abortion (without the need for surgical intervention) or there is not. The "outcomes" you



historically controlled trials can be considered adequate and well-controlled, and there is no need for the other types of control listed in § 314.126(b)(2).<sup>28</sup>

The use of historical controls in the Mifeprex clinical trials was appropriate for two reasons. First, the natural history of a viable pregnancy is adequately documented (a pregnancy continues on average for 40 weeks' gestation).<sup>29</sup> Second, the effect of Mifeprex is dramatic, occurs rapidly following treatment, and has a low probability of having occurred spontaneously.<sup>30</sup> Furthermore, contrary to your assertion (Petition at 32-34), the use of a historical control in these circumstances is consistent with ICH's guidance for industry, *E10 Choice of Control Group and Related Issues in Clinical Trials* (E10 Guidance).<sup>31</sup> The E10 Guidance addresses external controls (including historical controls) that are used in externally controlled trials to compare a group of subjects receiving the test treatment with a group of patients external to the study, rather than with an internal control group consisting of patients from the same population assigned to a different treatment.<sup>32</sup> The guidance states that the "external control may be defined (a specific group of patients) or non-defined (a comparator group based on general medical knowledge of outcome)."<sup>33</sup>

---

cite are complications that can be associated with all abortions (including surgical abortion, missed abortion (non-viable pregnancy that has not been expelled from the uterus), and spontaneous abortion).

<sup>28</sup> You cite to a statement in the May 21, 1996, Statistical Review regarding the two French trials that "[i]n the absence of a concurrent control group in each of these studies, it is a matter of clinical judgement whether or not the sponsor's proposed therapeutic regimen is a viable alternative to uterine aspiration for the termination of pregnancy" (Petition at 27). FDA's finding that Mifeprex was safe and effective for its labeled indication was based on data from three trials, one in the U.S. and two in France, as well as from safety data from a database of over 620,000 women in Europe who had had a medical termination of pregnancy (and approximately 415,000 of whom had received the combination of mifepristone and misoprostol). The Medical Officer's Review, *supra* note 12, also states that the "U.S. clinical trials confirm the safety and efficacy of mifepristone and misoprostol found in the pivotal French studies for women seeking medical abortions with gestations of 49 days duration or less" (Id. at 18-19). As stated previously, it is up to the physician and his/her patient to decide whether a medical or surgical abortion is preferable and safer in the patient's particular situation.

<sup>29</sup> MacDonald, PC, NF Gant, et al., 1996, *Williams Obstetrics* (20<sup>th</sup> ed.), Appleton and Lange, at 151.

<sup>30</sup> Although sources and studies differ somewhat, the 92% success rate following mifepristone/misoprostol use far exceeds the rate of spontaneous abortion (spontaneous miscarriage). One source states: "No less than 30% and as much as 60% of all conceptions abort within the first 12 weeks of gestation, and at least half of all losses go unnoticed. Most recognized pregnancy losses occur before 8 weeks' gestation, and relatively few occur after 12 weeks" (Fritz, M and L Speroff, 2011, *Clinical Gynecologic Endocrinology and Infertility* (8th ed.), Lippincott Williams & Wilkins, Philadelphia, at 1193). Other sources indicate that 15% of all pregnancies between 4-20 weeks of gestation spontaneously abort (See Speroff, L, et al., 1989, *Clinical Gynecologic Endocrinology and Infertility* (4th ed.), Williams and Wilkins, Baltimore, at 535; see also Stenchever, MA, 2001, *Comprehensive Gynecology* (4th ed.), Mosby, at 414). According to the National Library of Medicine, "[a]mong women who know they are pregnant, the miscarriage rate is about 15-20%. Most miscarriages occur during the first 7 weeks of pregnancy." (Miscarriage, available on the MedlinePlus Web site at <http://www.nlm.nih.gov/medlineplus/ency/article/001488.htm>).

<sup>31</sup> E10 Guidance, available on the FDA Drugs Web page at <http://www.fda.gov/Drugs/GuidanceComplianceRegulatoryInformation/Guidances/default.htm>, at 6.

<sup>32</sup> Id.

<sup>33</sup> Id.



Moreover, the E10 Guidance clearly states that, notwithstanding certain limitations of external controls, including the possibility of bias, external controls can be appropriate under circumstances where the effect of the treatment is dramatic and the usual course of the disease or condition is highly predictable.<sup>34</sup> In other words, historical controls can be appropriate in circumstances such as medical termination of early pregnancy. The use of the expected rate of spontaneous abortion during early pregnancy as the control in the Mifeprex clinical trials was appropriate and fully consistent with FDA regulations and guidance. The applicant could rely on the data from the three trials to support approval because they were adequate and well-controlled, using a historical control.<sup>35</sup>

It is not uncommon for the drug product review divisions in FDA's Center for Drug Evaluation and Research (CDER) to accept for filing and approve applications that rely on clinical trials employing historical controls to support approval for drug products in which the outcome of the condition is well known and the effect of the drug is anticipated to be markedly different from that of a placebo. Examples include FDA's approval of numerous oncology drug products, including, for example, Xalkori (crizotinib) for the treatment of patients with locally advanced or metastatic non-small cell lung cancer (NSCLC) that is anaplastic lymphoma kinase (ALK)-positive as detected by an FDA-approved test, and Adcetris (brentuximab vedotin) for the treatment of patients with Hodgkin lymphoma and a rare lymphoma known as systemic anaplastic large cell lymphoma. Other examples include iPlex (mecasermin rinfabate [rDNA origin] injection) for treatment of growth failure in children with severe primary IGF-1 deficiency (Primary IGFD) or with growth hormone (GH) gene deletion who have developed neutralizing antibodies to GH; Myozyme (alglucosidase ALFA) for use in patients with Pompe disease (GAA deficiency); Ferriprox (deferiprone) for the treatment of patients with transfusional iron overload due to thalassemia syndromes when current chelation therapy is inadequate; Voraxaze (glucarpidase) for treatment of toxic (>1 micromole per liter) plasma methotrexate concentrations in patients with delayed methotrexate clearance due to impaired renal function; and Elelyso (taliglucerase alfa) for injection for use as a long-term enzyme replacement therapy in patients with Type 1 Gaucher disease. Similarly, it is not unusual for the CDER review divisions to accept for filing applications relying on historically controlled clinical trials. Examples of reproductive drug products for which a historical control is often relied on in the drug approval process include contraceptive drug products (e.g., most birth control pills, Mirena intrauterine device, NuvaRing (an intravaginal hormonal contraceptive), and Implanon (an implanted hormonal contraceptive)) and menopausal hormonal therapy products with the addition of a progestin to prevent endometrial cancer secondary to unopposed estrogen stimulation.

---

<sup>34</sup> Id. at 27.

<sup>35</sup> We disagree with your statement that the sponsor's failure to identify precisely a historical control group is fatal to its claim that the trials supporting the approval of Mifeprex were historically controlled (Response to Opposition at 5-6). In situations where an investigational product is anticipated to have an effect that is readily discernible and greatly exceeds that which would be expected otherwise, the historical control may be relied upon without explicitly describing it as such. Examples of situations where this arises include, as here, the use of a drug for early medical abortion, given that the majority of pregnancies continue to term, and the use of a drug as a contraceptive, given that the pregnancy rate in sexually active women between 18 and 35 years old in the absence of contraception for one year is well documented at approximately 85% (Hatcher, RA, et al., 2012, Contraception Technology (20th ed.), Ardent Media, Inc., at 780.



You state that FDA did not conduct a statistical review of the results of the U.S. clinical trial (Petition at 29). The Agency, however, concluded that the clinical results of the supporting U.S. clinical trial were “similar enough to the results of the European studies” (the studies used to support the original approval of Mifeprex in Europe) that a statistical evaluation of the results of the U.S. trial was not required.<sup>36</sup>

You maintain that the Mifeprex approval is not in accordance with Agency guidance<sup>37</sup> on when only one effectiveness trial may be necessary for approval because: (1) mifepristone had not been approved for any use in any population in the United States and (2) no one had ever presented to FDA any evidence from adequate and well-controlled trials regarding any use for mifepristone.<sup>38</sup> As stated above, our approval of Mifeprex was based on not one but three studies that met the requirements of § 314.126. Therefore, Agency guidance concerning reliance on only one effectiveness trial is not relevant to the approval of Mifeprex.

You argue that FDA’s acceptance of the French and U.S. clinical trial data violated § 314.126(e), which states that uncontrolled studies or partially controlled studies are not acceptable as the sole basis for approval of claims of effectiveness (Petition at 34-36). As explained above, the Mifeprex clinical trials were neither uncontrolled nor partially controlled. They were historically controlled, and the use of an historical control was appropriate under § 314.126(b)(2)(v). Consequently, § 314.126(e) is inapplicable.

Citing § 314.500, you contend that the approval of Mifeprex under subpart H was improper because FDA did not require the concurrent testing of mifepristone with surgical abortion to test the proposition that mifepristone provides a meaningful therapeutic benefit over the standard method for terminating pregnancies (Petition at 37-40). You maintain that Mifeprex is the only drug that we have approved under § 314.520 (approval with restrictions to assure safe use) without requiring “that safety and efficacy be scientifically demonstrated through blinded, comparator-controlled, and randomized clinical trials” (Petition at 37).

Nothing in subpart H requires that an applicant conduct comparative clinical trials in order to demonstrate that a drug product provides meaningful therapeutic benefit to patients over existing treatments. Furthermore, nothing in the concept of “meaningful therapeutic benefit” requires concurrent testing of a proposed drug with an existing treatment.<sup>39</sup> We have approved other drugs

---

<sup>36</sup> FDA Memorandum to NDA 20-687 re: Statistical comments on Amendment 024, Feb. 14, 2000, available at [http://www.accessdata.fda.gov/drugsatfda\\_docs/nda/2000/20687\\_Mifepristone\\_statr.pdf](http://www.accessdata.fda.gov/drugsatfda_docs/nda/2000/20687_Mifepristone_statr.pdf).

<sup>37</sup> FDA guidance for industry, *Providing Clinical Evidence of Effectiveness for Human Drug and Biological Products* (Effectiveness Guidance), available on the FDA Drugs Web page at <http://www.fda.gov/Drugs/GuidanceComplianceRegulatoryInformation/Guidances/default.htm>.

<sup>38</sup> Petition at 31-32 (citing Effectiveness Guidance at 5-17).

<sup>39</sup> You state that “[c]onducting a concurrently-controlled randomized trial comparing surgical abortion with the mifepristone-misoprostol regimen is readily achievable” (Petition at 32, note 145). You add that “[t]here are study designs that would have also allowed for blinding” (Id.). Assuming, arguendo, that it may have been feasible to design a randomized, concurrently-controlled study, such study was not required under our regulations; as described previously in this response, the clinical trials supporting the approval of Mifeprex



under subpart H based on clinical trials that do not directly compare the drug to an existing therapy, including Gleevec (imatinib mesylate), Tracleer (bosentan), and Xyrem (sodium oxybate). We also note that the latter two referenced drug products, Tracleer (bosentan) and Xyrem (sodium oxybate), were approved under the restricted distribution provisions at 21 CFR 314.520. As previously explained in this response, Mifeprex was deemed to have in effect an approved REMS under Title IX of FDAAA. The Mifeprex REMS, which was approved in June 2011 and is still in effect, incorporated the subpart H restrictions under which the drug was approved.

As evidenced by the foregoing, the studies supporting the 2000 approval of Mifeprex were consistent with the FD&C Act and FDA regulations, including § 314.126 and subpart H.

2. There Is No Need for an Audit of the French Clinical Data

You assert that FDA allowed “tainted data” to support the Mifeprex NDA by failing to require a comprehensive audit of the French clinical trial data after discovering violations of good clinical practices (Petition at 40-41). You maintain that we should therefore conduct a complete audit of all of the French clinical trial data to determine whether other trials must be conducted (Petition at 41 and 89).

We disagree with your characterization of both the French data and FDA’s reliance on that data. You reference the Form FDA 483 issued on June 28, 2006, to Dr. Elisabeth Aubeny, as well as the Summary of Findings related to that Form FDA 483. It is not uncommon to have trial sites receive a Form FDA 483, listing the FDA investigator’s observations regarding non-compliance with good clinical practice, at the conclusion of an inspection. The investigator will draft an Establishment Inspection Report (EIR) that reviews the violations noted and will recommend an action, taking into consideration the nature of the inspectional findings, any actions that occurred following the findings, and Agency policy. For products regulated by CDER, compliance reviewers in the Division of Clinical Compliance Evaluation in the Office of Scientific Investigations (previously, the Division of Scientific Investigations) review the EIR, the Form FDA 483, and the evidence collected during the inspection, as well as any written response submitted timely by the inspected party, to determine whether the recommended action is appropriate and is supported by adequate evidence. This review evaluates each violation’s effect on the timeliness, accuracy, and/or completeness of the data collected from the site to ascertain if the data are reliable. In this particular case, although there were violations cited on the Form FDA 483 and discussed in the EIR, the violations were determined not to affect the reliability of the data provided by that site. The statement you quote from the Summary of Findings reflects this conclusion. We note that, although the French studies were not performed under a U.S. investigational new drug application (IND), this is typical of many approved drugs that originally were developed or studied outside the United States, and is fully permissible under 21 CFR 312.120 (Foreign clinical studies not conducted under an IND) (including the version of the provision in effect at the time of the 2000

---

were historically controlled, which was appropriate under § 314.126(b)(2)(v). Furthermore, your suggestion that there are study designs that would have allowed for blinding raises ethical issues that go beyond the scope of your Petition and this response.



approval of Mifeprex). FDA concluded that the French trials were conducted in accordance with good clinical practice,<sup>40</sup> and the Agency was able to validate the data from those studies.

It is worth noting that in 1996, when the Advisory Committee reviewed the French data without considering the U.S. data, the committee voted 6 to 2 that the French data alone demonstrated efficacy and 7 to 0 (with one abstention) that the French data supported safety.<sup>41</sup> The subsequent approval of Mifeprex was based not only on the data from the two French trials but also on the data from the large Phase 3 U.S. trial. The Advisory Committee received a report on the U.S. trial (the article by Spitz, et al., referenced in note 12 above) and had no comments.

For the foregoing reasons, there is no scientific or regulatory need for us to further review the French clinical data on Mifeprex.

### 3. Your Request for an Audit of the U.S. Clinical Data

In addition to your request that FDA conduct a full audit of the data from the French trials, you request that FDA conduct a full audit of all data from the U.S. trial (Petition at 1-2 and 89). Other than one footnote referring to a letter from the NDA sponsor to FDA (Petition at 89, note 384), you have provided no information supporting this request. Accordingly, we do not address this request further, other than to note that we do not believe there is any scientific or regulatory need to further review the U.S. clinical trial data relied on for approval of the Mifeprex NDA.

### C. FDA Lawfully Approved Labeling for Mifeprex for Use with Misoprostol

You contend that FDA's "de facto" approval of misoprostol for use with Mifeprex as part of a medical abortion regimen was unlawful because the holder of the only approved NDA for misoprostol<sup>42</sup> did not submit a supplemental NDA for this new use (Petition at 41-45). You further

---

<sup>40</sup> The regulations in effect at the time of the Mifeprex approval in 2000 refer to FDA accepting such studies when they are "well designed, well conducted, performed by qualified investigators, and conducted in accordance with ethical principles acceptable to the world community" FDA has generally interpreted that language as incorporating the principles of "good clinical practice" (see, e.g., ICH guidance for industry, *ICH E6 Good Clinical Practice: Consolidated Guidance* (E6 Guidance), available on the FDA Drugs Web page at <http://www.fda.gov/Drugs/GuidanceComplianceRegulatoryInformation/Guidances/default.htm>), which is the term used in the current regulations. The E6 Guidance states that GCP:

is an international ethical and scientific quality standard for designing, conducting, recording, and reporting trials that involve the participation of human subjects. Compliance with this standard provides public assurance that the rights, safety, and well-being of trial subjects are protected, consistent with the principles that have their origin in the Declaration of Helsinki, and that clinical trial data are credible

(E6 Guidance at 1).

<sup>41</sup> Mifeprex Approval Memorandum, *supra* note 16, at 1.

<sup>42</sup> Two abbreviated new drug applications (ANDAs) for misoprostol have been approved since Mifeprex was approved: ANDA 076095 (IVAX Pharmaceuticals, Inc., approved July 10, 2002) and ANDA 091667 (Novel Laboratories Inc., approved July 25, 2012).



argue that FDA not only sanctioned, but participated in, the promotion of an off-label use of misoprostol by overseeing the creation of Mifeprex promotional materials that discuss the off-label use of misoprostol and by disseminating information about the off-label use in documents such as the press release announcing Mifeprex's approval (Petition at 46-47).

The approval of Mifeprex was based on evidence from three adequate and well-controlled clinical trials using the treatment regimen of administration of mifepristone on day one, followed approximately 48 hours later (i.e., on day three) by the administration of misoprostol (unless a complete abortion has already been confirmed before that time). Neither the FD&C Act nor FDA regulations require the submission of a supplemental NDA by the sponsor of the misoprostol NDA for the use of misoprostol as part of the approved treatment regimen for Mifeprex. In this situation, the "drug product" subject to section 505(b) of the FD&C Act (21 U.S.C. 355(d)) was Mifeprex.<sup>43</sup> The NDA for Mifeprex appropriately contained the full reports of investigations which have been conducted to show whether or not "such drug" is effective in use (§ 505(b)(1) of the FD&C Act), and FDA appropriately found that the Mifeprex NDA met the approval requirements in § 505(d) of the FD&C Act.

There are a number of drug products that FDA has approved as safe and effective in combination with another drug for a use that was not sought by the applicant of the second drug product, and for which the Agency did not require any change in the labeling of the second product (i.e., that the second product's labeling include the indication for use with the newly approved drug product). Examples of approved drug labeling that refer to the concomitant use of another drug without there being a specific reference to the combined therapy in the previously approved labeling for the referenced drug include the following:

- Xeloda (capecitabine) for treatment of metastatic breast cancer in combination with Taxotere (docetaxel) after failure of prior anthracycline-containing therapy<sup>44</sup>

<sup>43</sup> In the Response to Opposition, you reference a July 2, 2002, letter submitted by the Population Council to Docket 01E-0363 re: Determination of Regulatory Review Period for Purposes of Patent Extension; Mifeprex (Response to Opposition at 12-13). In its July 2, 2002, letter, the Population Council made several statements regarding what it believed should be considered "the approved human drug product" for purposes of 21 CFR 60.22(a)(1), for purposes of patent term restoration. In the Agency's October 24, 2002, notice amending FDA's previous determination of the regulatory review period for Mifeprex (67 FR 65358), we addressed — and rejected — the Population Council's assertions. We stated that "[t]he applicant tries to characterize Mifeprex as mifepristone 'in combination with another active ingredient' in an attempt to take advantage of portions of the definition of 'human drug product' in 35 U.S.C 156(f), that is, a human drug product means 'the active ingredient of a new drug \* \* \* as a single entity or in combination with another active ingredient.' The applicant points to the definition of 'combination product' at 21 CFR 3.2(e) in this effort. A more useful description of a drug 'in combination with another active ingredient' is found at 21 CFR 300.50 (two or more drugs combined in a single dosage form). Mifeprex is not mifepristone 'in combination with another active ingredient.' Mifeprex is single entity mifepristone" (67 FR 65358, note 2).

<sup>44</sup> We note your assertion that when Xeloda and Taxotere are used together, each is being used for an FDA-approved use (Response to Opposition at 11). Taxotere (docetaxel) was approved on May 14, 1996; its current labeling states that it is indicated as a single agent for treatment of locally advanced or metastatic breast cancer after failure of prior chemotherapy, and in combination with doxorubicin and cyclophosphamide as adjuvant treatment of patients with operable node-positive breast cancer. Xeloda (capecitabine), which



- Nexium (esomeprazole magnesium) in combination with clarithromycin and amoxicillin for *H. pylori* eradication
- Persantine (dipyridamole) as an adjunct to coumarin anticoagulants for prevention of postoperative thromboembolic complications of cardiac valve replacement
- Herceptin (trastuzumab) in combination with paclitaxel for treatment of metastatic breast cancer
- Vistide (cidofovir) administered with probenecid for treatment of CMV retinitis in patients with AIDS
- Daraprim (pyrimethamine) for treatment of toxoplasmosis when used conjointly with a sulfonamide

You maintain that the labeling for Mifeprex is misleading because it directs physicians to use misoprostol for a purpose that FDA never approved and because it creates the false expectation that misoprostol is approved for medical abortion (Petition at 47). We disagree that the labeling for Mifeprex is misleading by virtue of the fact that it includes instructions for the use of misoprostol as part of the approved treatment regimen for Mifeprex. The Mifeprex labeling appropriately describes the clinical trial treatment regimen in which Mifeprex was shown to be safe and effective. The labeling for Mifeprex makes clear that Mifeprex tablets contain mifepristone, not misoprostol, and although the Indication and Usage section in the 2000 labeling does address the use of misoprostol in a regimen with Mifeprex, the labeling is clearly addressed to Mifeprex.

You claim that Mifeprex is misbranded because, per 21 CFR 201.6(a), the references to misoprostol in the Mifeprex labeling constitute a false or misleading representation that misoprostol itself is approved for medical termination of pregnancy (Petition at 48). In addition, you contend that Mifeprex is misbranded under section 502(j) of the FD&C Act (21 U.S.C. 352(j)) because it is unsafe when used as directed in the 2000 approved labeling (id.).

The references to misoprostol in the Mifeprex labeling do not render Mifeprex misbranded as described in § 201.6(a) because the labeling does not make any false or misleading representations with regard to misoprostol. We determined, and the labeling reflects, that Mifeprex is safe and effective for the termination of early pregnancy when used in combination with misoprostol. The approval was based on evidence from adequate and well controlled clinical trials in which misoprostol was administered two days after mifepristone to help stimulate uterine contractions; accordingly, the approved labeling describes the use of Mifeprex in combination with misoprostol.

---

originally was approved on April 30, 1998, for the treatment of metastatic breast cancer that is resistant to both paclitaxel and an anthracycline-containing chemotherapy regimen or resistant to paclitaxel and for whom further anthracycline therapy may be contraindicated, is currently approved (in addition to other indications) for use in combination with docetaxel for treatment of patients with metastatic breast cancer after failure of prior anthracycline-containing chemotherapy. The indication to which this response refers is the concomitant use (i.e., use in combination) of the two drugs, a use that is not referenced in the labeling for Taxotere. Your arguments with respect to Actos (pioglitazone) in combination with a sulfonylurea, metformin, or insulin; Viread (tenofovir disoproxil fumarate) in combination with other antiretroviral agents; and Nexium (esomeprazole magnesium) in combination with clarithromycin and amoxicillin (id.) are similarly inapposite.



Additionally, the approved labeling in no way implies that misoprostol alone would be safe and effective for the termination of pregnancy. Thus, the statements in the labeling are neither false nor misleading with regard to the use of misoprostol.

With regard to section 502(j) of the FD&C Act, Mifeprex is not misbranded under that provision because, as discussed in the following section, the approved regimen for Mifeprex is not “dangerous to health when used in the dosage or manner; or with the frequency or duration prescribed, recommended, or suggested in the labeling thereof.”

**D. Mifeprex Is Safe for Its Approved Use and the Conditions of Approval Do Not Lack Essential Safeguards**

You contend that FDA “approved mifepristone for use in a deregulated regimen that lacks key safeguards” (Petition at 5). You claim that in 2000, the Population Council repudiated distribution restrictions that it had proposed in 1996, and that FDA subsequently approved a regimen that does not embody restrictions sufficient to address legitimate safety concerns (Petition at 49). You note that the February 18, 2000, Mifeprex approvable letter stated that restrictions (per § 314.520) on the distribution and use of Mifeprex were needed to ensure safe use of the drug but that in March 2000, the Population Council said such restrictions were unwarranted (Petition at 51-52). You claim that we later yielded to the applicant on several important issues (Petition at 54-55).

FDA has found that Mifeprex is safe and effective for its intended use. It is true that, before the 2000 approval of Mifeprex, FDA and the applicant were not always in full agreement about the distribution restrictions. It is not unusual for such differences to emerge during the course of the review process for a proposed drug product. We ultimately determined that the distribution restrictions stated in the approval letter were appropriate to ensure the safety of Mifeprex for its intended use.<sup>45</sup> Three adequate and well-controlled clinical trials supported the safety of Mifeprex for its intended use, and over 15 years of postmarketing data and many comparative clinical trials in the United States and elsewhere continue to support the safety of this drug product.<sup>46</sup> Further, we approved a risk evaluation and mitigation strategy (REMS) for Mifeprex in June 2011, consisting of a Medication Guide, elements to assure safe use, an implementation system, and a timetable for submission of assessments of the REMS.

Following is our response to the specific safety issues you raise in the Petition.

1. Ultrasound Dating

---

<sup>45</sup> We note your reference in your Response to Opposition to the statement by the Reproductive Health Drugs Advisory Committee that it had concerns about the distribution proposal discussed at the July 19, 1996, meeting (Response to Opposition at 4 (referencing the minutes from the 1996 Reproductive Health Drugs Advisory Committee meeting)). In light of FDA's determination in 2000 that the distribution restrictions stated in the approval were appropriate to ensure that Mifeprex was safe for its intended use, as well as the 2011 approval of the Mifeprex REMS, the Committee's reservations in 1996 are not applicable.

<sup>46</sup> See, e.g., Raymond, EG, et al., 2013, First-Trimester Medical Abortion With Mifepristone 200 mg and Misoprostol: A Systematic review, *Contraception*, 87:26-37 In this article, 87 trials were reviewed and 91 references were cited.



You maintain that the Mifeprex regimen is unsafe because it does not require ultrasound examination. Specifically, you maintain that the use of transvaginal ultrasound is necessary to accurately date pregnancies and to identify ectopic pregnancies, and you note both that Mifeprex was approved in 2000 only for women through 49 days' gestation and that it is contraindicated for women with a confirmed or suspected ectopic pregnancy (Petition at 57-61).

Although the protocol for the U.S. clinical trial required a transvaginal sonogram (TVS) for each patient at Visit 1 and stated that the test should be used "as indicated" at Visits 2 and 3, this does not mean that a TVS is essential to ensure the safe use of Mifeprex.<sup>47</sup> As stated in the Mifeprex Approval Memorandum, during the review process, the Agency carefully considered the role of ultrasound.<sup>48</sup> In the clinical trials, ultrasound was performed to ensure proper data collection on gestational age, but in clinical practice, pregnancies can also be (and frequently are) dated using other clinical methods. (As discussed in section II.F below, safeguards employed during clinical trials are not always essential for safe use of the approved drug product.) As part of the restricted distribution of Mifeprex put in place in 2000, each provider must have the ability to accurately assess the duration of pregnancy and to diagnose ectopic pregnancy. We determined that it was inappropriate for us to mandate how providers clinically assess women for duration of pregnancy and for ectopic pregnancy. These decisions should be left to the professional judgment of each provider, as no method (including TVS) provides complete accuracy. The approved labeling for Mifeprex recommended ultrasound evaluation as needed, leaving this decision to the judgment of the provider.

You claim that the only way to date a pregnancy accurately enough to exclude EGA > 49 days is by using TVS (Petition at 58). That is incorrect. As noted above, using TVS (or any other method) does not ensure complete accuracy in dating a pregnancy. In most cases, a provider can accurately make such a determination by performing a pelvic examination and obtaining a careful history, which would include the following: date of last menstrual period, regularity of menses, intercourse history, contraceptive history, and (if available) home pregnancy test results.<sup>49</sup> If in doubt, the provider can order an ultrasound and/or a blood test measuring the quantitative beta-human chorionic gonadotropin (hCG) to further assist in dating the gestational age.

Furthermore, use of a TVS does not guarantee that an existing ectopic pregnancy will be identified. As of April 30, 2015, there were 89 unduplicated reports in FDA's Adverse Event Reporting System (FAERS) database of ectopic pregnancy in women in the United States who had received mifepristone for termination of pregnancy since the approval of Mifeprex in the United States. In

---

<sup>47</sup> We note that the French clinical trials did not require an ultrasound examination; rather, the decision as to whether an ultrasound was needed was left to the discretion of the investigator.

<sup>48</sup> Mifeprex Approval Memorandum, *supra* note 16, at 5.

<sup>49</sup> See, e.g., Fielding, SL, et al., 2002, Clinicians' Perception of Sonogram Indication for Mifepristone Abortion up to 63 Days, *Contraception*, 66:27-31 (discussing the results of a prospective study of 1,016 women in a medical abortion trial at 15 sites that concluded that "clinicians correctly assessed gestational age as no more than 63 days in 87% of women. In only 1% (14/1013) of their assessments did clinicians underestimate gestational age. We conclude that the clinicians felt confident in not using ultrasound in most cases").



42.7% (38 of 89) of the reported cases, an ultrasound was completed. Of the 38 cases that had an ultrasound completed, 55.3% (21 of 38) showed no changes indicative of ectopic pregnancy.<sup>50</sup> In light of the fact that Mifeprex is contraindicated for women with a confirmed or suspected ectopic pregnancy, we believe it is reasonable to expect that the women's providers would not have prescribed Mifeprex if a pelvic ultrasound examination had clearly indicated an ectopic pregnancy; this strongly suggests, therefore, that ultrasound examinations were falsely negative for ectopic pregnancy in these women. The currently approved labeling for Mifeprex reflects this, stating that the "presence of an ectopic pregnancy may have been missed even if the patient underwent ultrasonography prior to being prescribed Mifeprex."<sup>51</sup>

## 2. Physician Training and Admitting Privileges

You contend that the administration of Mifeprex should have been restricted to physicians who have formal training in both pharmaceutical and surgical abortion and who have admitting privileges to emergency facilities (Petition at 62-65).

Although we did not restrict the administration of Mifeprex to physicians with the specific requirements you list in your Petition, we did conclude in 2000 that Mifeprex had to be provided by a physician who, among other qualifications, either (1) has the ability to provide surgical intervention in cases of incomplete abortion or severe bleeding or (2) has made plans to provide such care through other qualified providers and facilities.

During the clinical trials for Mifeprex, the principal investigators were trained in surgical abortions and were able to conduct any necessary surgical interventions.<sup>52</sup> The protocol for the U.S. trial was designed such that the studies were conducted at 17 centers where the principal investigators could perform abortions by either vacuum aspiration or dilatation and curettage and had access to facilities that provided blood transfusions and performed routine emergency resuscitation procedures.

During the NDA review process, the issue of physician qualifications and certification was thoroughly discussed within the Agency, with the applicant, and with an outside consultant with expertise in early pregnancy termination. Although the distribution of Mifeprex was not restricted to any particular medical specialist, the Agency did determine in 2000 that certain restrictions were

<sup>50</sup> Seventeen cases were identified as having an ultrasound with a possible ectopic pregnancy. Fourteen of these 17 (82.3%) cases noted appropriate follow-up procedures, such as additional hCG monitoring, ultrasounds, appointments, or emergency room referral, while two cases did not include any additional follow-up information. In the remaining case, a diagnosis of a heterotopic gestation (simultaneous ectopic pregnancy and intrauterine pregnancy) was noted.

<sup>51</sup> Mifeprex labeling (Mar. 29, 2016) available at [http://www.accessdata.fda.gov/scripts/cder/drugsatfda/index.cfm?fuseaction=Search.Label\\_ApprovalHistory#applist](http://www.accessdata.fda.gov/scripts/cder/drugsatfda/index.cfm?fuseaction=Search.Label_ApprovalHistory#applist).

<sup>52</sup> Additionally, it is common in drug development that the clinical investigators who conduct pivotal Phase 3 clinical trials have more specialized training than may be necessary to ensure the safe use of a drug post-approval. Examples are trials for male erectile dysfunction (typically conducted by urologists), hypertension (internists), depression (psychiatrists), and endometriosis (gynecologists).



necessary under § 314.520. In accordance with this determination, the Prescriber's Agreement for Mifeprex stated the following:<sup>53</sup>

Under Federal law, Mifeprex must be provided by or under the supervision of a physician who meets the following qualifications:

- Ability to assess the duration of pregnancy accurately.
- Ability to diagnose ectopic pregnancies.
- Ability to provide surgical intervention in cases of incomplete abortion or severe bleeding, or have [sic] made plans to provide such care through others, and are [sic] able to assure patient access to medical facilities equipped to provide blood transfusions and resuscitation, if necessary.
- Has read and understood the prescribing information of Mifeprex....

As noted in the Mifeprex Approval Memorandum, the requirement that a physician certify, by signing the Prescriber Agreement, that he or she has the qualifications described in that Agreement limited the physicians who would be eligible to receive Mifeprex from the sponsor to those who are familiar with managing early pregnancies.<sup>54</sup> Because only such qualified physicians would be using or would oversee the use of Mifeprex, we concluded that there was no need for special certification programs or additional restrictions. Additionally, as noted in the Mifeprex Approval Memorandum, in the U.S. clinical trial of Mifeprex, 11 out of roughly 850 patients needed surgical intervention to treat bleeding, and three of these patients were treated by non-principal investigators such as emergency room physicians and a non-study gynecologist.<sup>55</sup> These data suggested that patients would receive any needed surgical intervention from either their physician or another physician with the needed skills.<sup>56</sup> The Mifeprex Approval Memorandum also pointed out that the Mifeprex labeling and the Medication Guide approved at that time highlight that surgery may be needed and that patients must understand whether the provider will furnish any necessary medical intervention or whether they will be referred to another provider and/or facility.<sup>57</sup>

In addition, one of the Phase 4 commitments accompanying the approval of Mifeprex was a cohort-based study of safety outcomes when Mifeprex is prescribed by physicians with the skills for surgical intervention compared to physicians who refer patients for surgical intervention. In a February 2008 submission, the applicant stated that so few medical abortions are prescribed by physicians who do not have surgical intervention skills that it was not feasible to do a meaningful

---

<sup>53</sup> Mifeprex labeling (June 8, 2011), Mifeprex (mifepristone) tablets, 200 mg, Prescriber's Agreement, available at [http://www.accessdata.fda.gov/drugsatfda\\_docs/label/2011/020687s014lbl.pdf](http://www.accessdata.fda.gov/drugsatfda_docs/label/2011/020687s014lbl.pdf).

<sup>54</sup> Mifeprex Approval Memorandum, *supra* note 16, at 5.

<sup>55</sup> *Id.*

<sup>56</sup> *Id.*

<sup>57</sup> *Id.*



study to assess this specific issue. After review of this submission, the Agency: (1) concurred with the applicant regarding the non-feasibility of conducting a meaningful study and (2) concluded that no differences between non-referrers or referrers in terms of clinical outcomes could be identified based on the data that had been submitted. Accordingly, on September 26, 2008, the Agency released the applicant from this commitment.

The provisions of the currently approved labeling (including the REMS) that relate to provider training and admitting privileges are substantially similar to the labeling provisions approved in 2000. Under current labeling, healthcare providers who administer Mifeprex must be licensed to prescribe, and must have the ability to date pregnancies accurately and to diagnose ectopic pregnancies. These healthcare providers must also (1) be able to provide any necessary surgical intervention, or (2) have made arrangements for others to provide for such care. Healthcare providers must be able to ensure that women have access to medical facilities for emergency care, and must agree to other responsibilities, including reviewing and signing the Patient Agreement Form with the patient and providing each patient with a copy of the signed Patient Agreement Form and the Medication Guide.<sup>58</sup>

### 3. “Dear Health Care Provider” Letter and FDA “Mifepristone Questions and Answers”; Adverse Events Discussed in Response to Opposition

You maintain that your concerns about the safety of Mifeprex are validated by the April 19, 2002, “Dear Health Care Provider” letter issued by Danco and by statements in the “Mifepristone Questions and Answers” (Mifepristone Q&A) document (placed on FDA’s Web site on April 17, 2002) about reports of serious adverse events, including ruptured ectopic pregnancies and serious systemic bacterial infections (Petition at 65-71). You argue that FDA understated the possibility that the Mifeprex regimen caused the serious adverse events referred to in the letter and inappropriately attempted to link those events to the unapproved vaginal administration of misoprostol (Petition at 67-68).

The fact that Danco and FDA agreed that there was a need to issue a Dear Health Care Provider letter in April 2002 (or that a subsequent Dear Health Care Provider letter and a Dear Emergency Room Director letter were issued on September 30, 2004) does not imply that the approved Mifeprex regimen is unsafe. It is not uncommon for drug sponsors to issue “Dear Health Care Provider” letters, and, as noted in the Mifepristone Q&A document posted on our Web site in April 2002, “[w]hen FDA receives and reviews new information, the agency provides appropriate updates to doctors and their patients so that they have essential information on how to use a drug safely.”<sup>59</sup> The intent of the two “Dear Health Care Provider” letters and the “Dear Emergency Room Director” letter was to provide health care personnel with new safety information regarding the use of Mifeprex. Similarly, when these letters were issued, we posted Mifepristone Q&A documents to

<sup>58</sup> Mifeprex REMS, available at

<http://www.accessdata.fda.gov/scripts/cder/remis/index.cfm?event=IndvRemisDetails.page&REMS=35>

<sup>59</sup> See Historical Information on Mifepristone (Marketed as Mifeprex), available at

<http://www.fda.gov/Drugs/DrugSafety/PostmarketDrugSafetyInformationforPatientsandProviders/ucm111334.htm>.



address questions that might arise as a result of the issuance of the letters. We disagree that we have in any way “inappropriately attempted to link” the adverse events to the intravaginal use of misoprostol. Rather, the April 2002 Mifepristone Q&A document accurately stated that in all of the adverse event cases at that time,<sup>60</sup> the misoprostol was given vaginally not orally; that we did not know what role, if any, the use of Mifeprex and vaginal misoprostol may have in the development of serious infections; and that FDA had not reviewed data on the safety and effectiveness of vaginal administration of misoprostol.

You maintain that it is particularly important for FDA to respond to these adverse events because the clinical trials in support of Mifeprex allegedly did not adhere to the Agency’s scientific methodology for such trials (Petition at 70). As explained above, however, the clinical trials supporting the approval of Mifeprex were adequate and well-controlled, and they provided substantial evidence of the safety and effectiveness of the drug product in accordance with the FD&C Act and FDA regulations.

In your Response to Opposition, you state that the serious adverse events reported to date are consistent with concerns expressed before approval (Response to Opposition at 16). You refer to the death of Holly Patterson on September 17, 2003, after she had taken Mifeprex and misoprostol to terminate her pregnancy. You state that Ms. Patterson’s apparent death from a serious systemic bacterial infection after taking Mifeprex is “not the first such death since FDA approved Mifeprex,” referring to a fatality due to serious systemic bacterial infection mentioned in the April 2002 “Dear Health Care Provider Letter” (Response to Opposition at 16-17). You also question whether adverse events for Mifeprex will be adequately reported to FDA (Response to Opposition at 18).

As with all approved drug products, we continue to monitor the safety of Mifeprex. Since the approval of Mifeprex, the Agency has issued two public health advisories (one in July 2005<sup>61</sup> and one in March 2006<sup>62</sup>) and posted multiple MedWatch safety alerts (in November 2004<sup>63</sup> and July 2005, the latter with updates in November 2005 and March 2006<sup>64</sup>). As referenced above, Danco has issued two Dear Health Care Provider letters and one Dear Emergency Room Director letter. Furthermore, since you submitted your Response to Opposition, Danco has revised the labeling for

---

<sup>60</sup> The April 2002 Mifepristone Q&A document refers to cases of ectopic pregnancy, sepsis, and heart attack.

<sup>61</sup> Available at,

<http://www.fda.gov/Drugs/DrugSafety/PostmarketDrugSafetyInformationforPatientsandProviders/ucm051734.htm>.

<sup>62</sup> Available at

<http://www.fda.gov/Drugs/DrugSafety/PostmarketDrugSafetyInformationforPatientsandProviders/ucm051196.htm>.

<sup>63</sup> Available at

<http://www.fda.gov/Safety/MedWatch/SafetyInformation/SafetyAlertsforHumanMedicalProducts/ucm166463.htm>.

<sup>64</sup> Available at

<http://www.fda.gov/Drugs/DrugSafety/PostmarketDrugSafetyInformationforPatientsandProviders/ucm111339.htm>.



Mifeprex (including the prescribing information, the Medication Guide, and the Patient Agreement), in November 2004, December 2004, July 2005, and April 2009<sup>65</sup> to provide prescribers and women with additional information about infection, vaginal bleeding, and ectopic pregnancy.

The boxed warning for Mifeprex currently states the following:

Serious and sometimes fatal infections and bleeding occur very rarely following spontaneous, surgical, and medical abortions, including following MIFEPREX use. No causal relationship between the use of MIFEPREX and misoprostol and these events has been established.

- **Atypical Presentation of Infection.** Patients with serious bacterial infections (e.g., *Clostridium sordellii*) and sepsis can present without fever, bacteremia, or significant findings on pelvic examination following an abortion. Very rarely, deaths have been reported in patients who presented without fever, with or without abdominal pain, but with leukocytosis with a marked left shift, tachycardia, hemoconcentration, and general malaise. A high index of suspicion is needed to rule out serious infection and sepsis.
- **Bleeding.** Prolonged heavy bleeding may be a sign of incomplete abortion or other complications and prompt medical or surgical intervention may be needed. Advise patients to seek immediate medical attention if they experience prolonged heavy vaginal bleeding.

Because of the risks of serious complications described above, MIFEPREX is available only through a restricted program under a Risk Evaluation and Mitigation Strategy (REMS) called the MIFEPREX REMS Program.

Before prescribing MIFEPREX, inform the patient about the risk of these serious events. Ensure that the patient knows whom to call and what to do, including going to an Emergency Room if none of the provided contacts are reachable, if she experiences sustained fever, severe abdominal pain, prolonged heavy bleeding, or syncope, or if she experiences abdominal pain or discomfort, or general malaise (including weakness, nausea, vomiting or diarrhea) for more than 24 hours after taking misoprostol.

Advise the patient to take the Medication Guide with her if she visits an emergency room or a healthcare provider who did not prescribe MIFEPREX, so that the provider knows that she is undergoing a medical abortion.

---

<sup>65</sup> The Mifeprex labeling also was revised in June 2011 when the REMS was approved. In addition, as described above, FDA is today approving a supplemental NDA submitted by Danco that proposed modified labeling for Mifeprex. See Mifeprex labeling (Mar. 29, 2016) available at [http://www.accessdata.fda.gov/scripts/cder/drugsatfda/index.cfm?fuseaction=Search.Label\\_ApprovalHistory#applist](http://www.accessdata.fda.gov/scripts/cder/drugsatfda/index.cfm?fuseaction=Search.Label_ApprovalHistory#applist).

The WARNINGS section of the Mifeprex labeling states, in part, the following:

*[With respect to infection and sepsis:]*

As with other types of abortion, cases of serious bacterial infection, including very rare cases of fatal septic shock, have been reported following the use of MIFEPREX. Healthcare providers evaluating a patient who is undergoing a medical abortion should be alert to the possibility of this rare event. A sustained (> 4 hours) fever of 100.4°F or higher, severe abdominal pain, or pelvic tenderness in the days after a medical abortion may be an indication of infection.

A high index of suspicion is needed to rule out sepsis (e.g., from *Clostridium sordellii*) if a patient reports abdominal pain or discomfort or general malaise (including weakness, nausea, vomiting or diarrhea) more than 24 hours after taking misoprostol. Very rarely, deaths have been reported in patients who presented without fever, with or without abdominal pain, but with leukocytosis with a marked left shift, tachycardia, hemoconcentration, and general malaise. No causal relationship between MIFEPREX and misoprostol use and an increased risk of infection or death has been established.

*Clostridium sordellii* infections have also been reported very rarely following childbirth (vaginal delivery and caesarian section), and in other gynecologic and non-gynecologic conditions.

*[With respect to uterine bleeding:]*

Uterine bleeding occurs in almost all patients during a medical abortion. Prolonged heavy bleeding (soaking through two thick full-size sanitary pads per hour for two consecutive hours) may be a sign of incomplete abortion or other complications and prompt medical or surgical intervention may be needed to prevent the development of hypovolemic shock. Counsel patients to seek immediate medical attention if they experience prolonged heavy vaginal bleeding following a medical abortion.

Women should expect to experience vaginal bleeding or spotting for an average of 9 to 16 days. Women report experiencing heavy bleeding for a median duration of 2 days. Up to 8% of all subjects may experience some type of bleeding for 30 days or more. In general, the duration of bleeding and spotting increased as the duration of the pregnancy increased.

Decreases in hemoglobin concentration, hematocrit, and red blood cell count may occur in women who bleed heavily.

Excessive uterine bleeding usually requires treatment by uterotonics, vasoconstrictor drugs, surgical uterine evacuation, administration of saline infusions, and/or blood transfusions. Based on data from several large clinical trials, vasoconstrictor drugs were used in 4.3% of all subjects, there was a decrease in hemoglobin of more than 2 g/dL in 5.5% of subjects, and blood transfusions were administered to ≤ 0.1% of subjects. Because heavy bleeding requiring surgical uterine evacuation occurs in about 1% of patients, special care should be given to patients with hemostatic disorders, hypocoagulability, or severe anemia.



[With respect to ectopic pregnancy:]

MIFEPREX is contraindicated in patients with a confirmed or suspected ectopic pregnancy because MIFEPREX is not effective for terminating ectopic pregnancies. Healthcare providers should remain alert to the possibility that a patient who is undergoing a medical abortion could have an undiagnosed ectopic pregnancy because some of the expected symptoms experienced with a medical abortion (abdominal pain, uterine bleeding) may be similar to those of a ruptured ectopic pregnancy. The presence of an ectopic pregnancy may have been missed even if the patient underwent ultrasonography prior to being prescribed MIFEPREX.

Women who became pregnant with an IUD in place should be assessed for ectopic pregnancy.

The Agency has regularly completed a cumulative summary of U.S. postmarketing adverse events reported for the use of mifepristone for medical termination of pregnancy. From the approval date of Mifeprex (September 28, 2000) through October 31, 2012, we received 2,740 reports of adverse events associated with the use of mifepristone in the United States to terminate pregnancy,<sup>66</sup> including 57 reports of severe infections<sup>67</sup> and 416 incidences of blood loss requiring transfusion. From November 1, 2012, through April 30, 2015, we received 984 reports of adverse events associated with the use of mifepristone in the United States to terminate pregnancy, including 9 reports of severe bacterial infections and 134 incidences of blood loss requiring transfusion.<sup>68</sup> As of April 30, 2015, 89 ectopic pregnancies associated with the use of mifepristone in the United States had been reported since the approval of Mifeprex. As of July 24, 2015, 17 U.S. deaths had been reported since the approval of Mifeprex. Deaths were associated with sepsis in 8 of the 17 reported fatalities (7 cases tested positive for *Clostridium sordellii*, and 1 case tested positive for *Clostridium perfringens*).<sup>69</sup> Seven of the eight fatal sepsis case reported vaginal misoprostol use;

<sup>66</sup> This represents data from the FDA's previous adverse event reporting system, which was known as AERS.

<sup>67</sup> Severe infections generally involve death or hospitalization for at least 2-3 days, intravenous antibiotics for at least 24 hours and total antibiotic usage for at least 3 days, and any other physical or clinical findings, laboratory data or surgery that suggest a severe infection.

<sup>68</sup> This represents data from the current FDA Adverse Event Reporting System (FAERS), which was implemented in September 2012 and replaced AERS. FDA migrated all of the data from the previous reporting system (AERS) to FAERS. FDA validated and recoded product information as the reports from the AERS database were migrated to the FAERS database. In addition, the FAERS database features a new search functionality that is based on the date FDA initially received for the case; this facilitates more accurate follow-up for cases that have multiple reports and multiple receipt dates. For these reasons, there may be differences in the case counts between AERS and FAERS.

<sup>69</sup> We note your statements in your October 10, 2003, Response to Opposition Comments that the presence of retained products of conception can lead to the development of intrauterine or systemic infection and that Mifeprex might potentiate this possibility through negative effects on immune system function or normal protective mechanisms (Response to Opposition at 17). Regarding retained products of conception and the emergence of infections, based on autopsy and/or ultrasound reports, there were no retained products of conception in any of the eight deaths associated with infections (sepsis). With respect to your claim that Mifeprex might increase the likelihood of infection by adversely affecting immune system function, although



one case reported buccal misoprostol use. Seven of the nine remaining U.S. deaths involved two cases of ruptured ectopic pregnancy and one case each of the following: substance abuse/drug overdose; methadone overdose; suspected homicide; suicide; and a delayed onset of toxic shock-like syndrome. In the eighth case, the cause of death could not be established despite performance of an autopsy; tissue samples were negative for *C. sordellii*. In the ninth case, infection was ruled out and the final autopsy report listed pulmonary emphysema as the cause of death.<sup>70</sup>

We disagree with your assertion that adverse event reporting for Mifeprex is "spotty" and that, as a result, the database for post-approval adverse events for Mifeprex is incomplete (Response to Opposition at 18). You are correct that reporting to the Agency's MedWatch program is voluntary, and we acknowledge that there is always a possibility with any drug that some adverse events are not being reported. We believe, however, that the potential for underreporting of serious adverse events associated with the use of Mifeprex for medical abortion has been very low because of the restricted distribution of the product and because healthcare providers have agreed in writing to report any hospitalizations, transfusions, or other serious adverse events associated with the drug to the sponsor, which is required under FDA's regulations to report all adverse events, including serious adverse events, to the Agency (see 21 CFR 314.80, 314.81). As with all drugs, we will continue to closely monitor the postmarketing safety data on Mifeprex.

---

published experimental data from animal models suggest that this is a theoretical possibility, the overall event rate of serious infections does not support this. If Mifeprex were adversely affecting immune system function, we would expect to see a much higher rate of serious infections from more common organisms, as well as a higher number of deaths in Europe (where mifepristone has been approved for over 24 years) and in the United States. Contrary to your statements, data from the medical literature and findings by the CDC suggest that the critical risk factor in the reported cases of sepsis is pregnancy itself (see Miech, RP, 2005, Pathophysiology of Mifepristone-Induced Septic Shock Due to *Clostridium sordellii*, Ann Pharmacother, 39:1483-1488). In May 2006, FDA, along with the CDC and the National Institute of Allergy and Infectious Diseases at the National Institutes of Health held a workshop on emerging clostridial disease. The issue of immunosuppression also was discussed at length during this public workshop. It was clear from the presentations at the workshop that *C. sordellii* causes rapid and serious clinical illness in settings other than medical abortion, including among pregnant women who have recently undergone spontaneous abortion or term delivery. The fact that cases of *C. sordellii* have been identified both in pregnant women who have undergone medical abortion and those who have not supports the idea that the physiology of pregnancy may be a more plausible risk factor for *C. sordellii* illness than having undergone a medical abortion with Mifeprex.

<sup>70</sup> FDA is aware of 11 additional deaths of women in foreign countries who used mifepristone for the termination of pregnancy. This included one death associated with sepsis (*Clostridium sordellii* identified in tissue samples) in a foreign clinical trial, and 10 deaths identified from post-marketing data. These 10 fatal cases were associated with the following: sepsis (Group A *Streptococcus pyogenes*); a ruptured gastric ulcer; severe hemorrhage; severe hemorrhage and possible sepsis; "multivisceral failure"; thrombotic thrombocytopenic purpura leading to intracranial hemorrhage; toxic shock syndrome (*Clostridium sordellii* was identified through uterine biopsy cultures); asthma attack with cardiac arrest; respiratory decompensation with secondary pulmonary infection 30 days after mifepristone in a patient on the lung transplant list with diabetes a jejunostomy feeding tube, and severe cystic fibrosis; *Clostridium septicum* sepsis (from a published literature report).



**E. Withdrawal of the Approval for Mifeprex Based on Current Use Is Not Appropriate**

You claim that Mifeprex abortion providers have disregarded the restrictions in the approved regimen “without any reaction from FDA, the Population Council, or Danco” (Petition at 71). You also claim that “common departures from the approved regimen” have included (1) offering the regimen to women with pregnancies beyond 7 weeks and (2) eliminating the second of the three prescribed visits to the health care provider (Petition at 72-74). You argue that we should withdraw approval of Mifeprex under § 314.530(a)(4) due to the failure of the Population Council and Danco to adhere to the postmarketing restrictions in the approval letter (Petition at 71).

In the Response to Opposition, you suggest that some providers have not met their obligations because many prescriber Web sites (1) advertise the Mifeprex regimen as being available for patients whose pregnancies have progressed beyond 49 days and (2) indicate that patients take misoprostol at home rather than at the provider’s office (Response to Opposition at 19-20). Thus, you maintain that many prescribers have allowed patients to make false statements and that the applicant is obligated to stop sales to these prescribers (*id.* at 20). You claim that prescribers have disregarded the requirements imposed with the 2000 approval of Mifeprex to provide patients with the Medication Guide, obtain their signatures on the Patient Agreement, and give them the opportunity to read and discuss these documents (*id.* at 20-21). You state that because some prescribers, with the applicant’s tacit approval, have permitted patients to sign the Patient Agreement while effectively directing them not to adhere to its requirements, the applicant cannot be described as meeting its obligations (*id.* at 21).

FDA is aware that medical practitioners may use modified regimens for administering Mifeprex and misoprostol. However, FDA does not believe that it is appropriate to initiate proceedings under 21 CFR 314.530 or section 505(e) of the FD&C Act to withdraw the approval of Mifeprex based on available information regarding the distribution of Mifeprex.

The Mifeprex approval letter included nine items that the applicant and/or prescriber were obligated to follow. As stated earlier in this response, Mifeprex has been subject to a REMS which incorporated these restrictions, including by appending a Prescriber’s Agreement outlining required qualifications and guidelines prescribers must agree to follow. Specifically, the Prescriber’s Agreement required each physician to attest to possessing certain necessary skills and abilities related to managing early pregnancy to ensure safe use of the drug.<sup>71</sup> The Prescriber’s Agreement also contained responsibilities that prescribers must carry out.<sup>72</sup> The Prescriber’s Agreement stated that prescribers must have read and understood the prescribing materials.<sup>73</sup>

---

<sup>71</sup> Prescriber’s Agreement, *supra* note 53, at 1.

<sup>72</sup> *Id.* at 1-2.

<sup>73</sup> *Id.* at 1.



The 2000 Prescriber's Agreement also required that the prescriber (1) provide each patient with a copy of the Medication Guide and the Patient Agreement, (2) fully explain the procedure to the patient, and (3) give the patient the opportunity to read and discuss the Medication Guide and Patient Agreement.<sup>74</sup> The Medication Guide and the Patient Agreement stated the approved dosage and administration of Mifeprex. FDA has no evidence, nor have you provided any evidence, that prescribers have not signed the Prescriber's Agreement, or that women either have not been given the opportunity to read and discuss the Patient Agreement or have not signed the Patient Agreement.

As noted above, restrictions on the distribution and use of Mifeprex substantially similar to those approved in 2000 remain in place today.

**F. Safeguards Employed in Clinical Trials Are Not Necessarily Essential Conditions for Approval**

You maintain that we effectively approved a drug regimen that we had not tested because the Mifeprex regimen approved in 2000 does not include important safeguards employed in the U.S. clinical trial (e.g., governing physician training, use of ultrasound, 4-hour post-misoprostol monitoring, physician privileges at facilities that provide emergency care) (Petition at 75-76). You argue that we should not have extrapolated conclusions about the safety and effectiveness of the Mifeprex regimen from data generated under trial conditions that do not mirror the approved regimen (*id.*).

We disagree with your assertions. Furthermore, your implication that the approved conditions of use for a drug product must mirror those used in the clinical trials supporting its approval is incorrect. As discussed above with respect to ultrasound dating and physician qualifications, safeguards employed in clinical trials are often not reflected in approved drug product labeling nor are they necessarily needed for the safe and effective use of the drug product after approval. Many clinical trial designs are more restrictive (e.g., additional laboratory and clinical monitoring, stricter inclusion and exclusion criteria, more visits) than will be necessary or recommended in postapproval clinical use; this additional level of caution is exercised until the safety and efficacy of the product is demonstrated. For example, in menopause hormonal therapy trials, specialists perform periodic endometrial biopsies to establish the safety of long-term hormone use. Once the safety of the product has been established, these biopsies are not recommended in the approved product labeling, nor are they routinely performed in actual use with the approved product. During our review of the clinical data submitted in support of an NDA, we make an assessment of the procedures employed during the clinical trials and the conditions under which the drug was studied. This assessment is reflected in the approved labeling for the drug product.

Upon reviewing the data submitted in support of the Mifeprex NDA, we concluded in 2000 that restrictions requiring ultrasound dating of gestational age of the pregnancy and limiting access to Mifeprex to physicians trained in surgical abortions and capable of performing surgical intervention if complications arise subsequent to use of Mifeprex were not necessary to ensure its safe use (see discussion in section II.D above).

---

<sup>74</sup> *Id.*



**G. FDA Appropriately Concluded That Studies of Mifeprex in Pediatric Patients Were Unnecessary**

You maintain that our 2000 approval of Mifeprex violated regulations requiring that new drugs be tested for safety and effectiveness in the pediatric population (Petition at 76). You state that although we stated in the September 28, 2000, approval letter that the application was subject to the Pediatric Rule (21 CFR 314.55), we waived the requirement without explanation (Petition at 78). You contend that the Mifeprex application was not in accordance with any of the three provisions under which an applicant may obtain a waiver under 21 CFR 314.55(c)(2) of the pediatric study requirement, for the following reasons:

- 21 CFR 314.55(c)(2)(i) does not apply because FDA maintained that Mifeprex represented a meaningful therapeutic benefit over existing treatments and because Mifeprex can be expected to be used in a substantial number of pediatric patients.
- 21 CFR 314.55(c)(2)(ii) does not apply because pediatric studies of Mifeprex would not have been either impossible or highly impractical because a large population of pediatric females becomes pregnant each year and the female population is evenly distributed throughout the country.
- 21 CFR 314.55(c)(2)(iii) does not apply because FDA stated that there was no reason to expect menstruating females under age 18 to have a different physiological outcome with the regimen than older females (Petition at 79-82).

As an initial matter, we reject your contention that the Population Council did not provide evidence from any adequate and well-controlled adult studies of Mifeprex, and that therefore it was inappropriate to rely on the submitted adult studies under § 314.55(a) with respect to the use of Mifeprex in the pediatric population (Petition at 82). As discussed above, the Mifeprex approval was based on three adequate and well-controlled clinical trials.

Our conclusion that studies of Mifeprex in pediatric patients were not needed for approval was consistent with FDA's implementation of the regulations in effect at that time.<sup>75</sup> We determined that there were sufficient data from studies of mifepristone. Therefore, the Mifeprex approval letter should have stated our conclusion that the pediatric study requirements were waived for pre-menarchal patients and that the pediatric study requirements were met for post-menarchal pediatric patients, rather than stating that we were waiving the requirements for all pediatric age groups.<sup>76</sup>

---

<sup>75</sup> FDA was enjoined from enforcing 21 CFR § 314.55 under *Ass'n of Am. Physicians & Surgeons v. FDA*, 226 F. Supp. 204 (D.D.C. 2002). However, on December 3, 2003, the President signed into law the Pediatric Research Equity Act of 2003 (PREA 2003), Public Law 108-155, which gave FDA the statutory authority to require pediatric studies of drugs when such studies are needed to ensure the safe and effective use of drugs in children. PREA 2003 stated that any waivers or deferrals that were granted under the Pediatric Rule were considered to be granted under PREA 2003 (see Section 4 of Public Law 108-155).

<sup>76</sup> FDA's implementation of the Pediatric Rule was still at a relatively early stage in September 2000 and the Agency was not always precise regarding the language used in approval letters to distinguish between situations where studies were waived and where studies were not needed because the requirements were met.



It is still our scientific opinion, based on the medical literature and over 15 years of use in the United States, that there is no biological reason to expect menstruating females under age 18 — compared to women age 18 and older — to have a different physiological outcome with the Mifeprex regimen.<sup>77</sup>

#### **H. The Mifeprex Approval Letter Included Appropriate Phase 4 Commitments**

You state that although the Population Council agreed in 1996 to perform Phase 4 studies with six different objectives, the Mifeprex approval letter included only two Phase 4 study obligations (Petition at 85-86). You allege that the changes in its Phase 4 commitments were largely in response to the Population Council's unwillingness to explore the "ramifications" of the Mifeprex regimen (Petition at 87). You maintain that this alleged "curtailment" of Phase 4 study commitments was arbitrary, capricious, an abuse of discretion, or otherwise not in accordance with law (Petition at 88).<sup>78</sup>

We disagree with your assertions. Our process for determining the appropriate Phase 4 studies for Mifeprex adequately addressed our concerns and reflected typical Agency-applicant interactions to reach consensus on appropriate postmarketing studies.<sup>79</sup> It is common for proposed Phase 4 commitments to evolve during the application review process. As you note (Petition at 85), in 1996, the Population Council committed to six postmarketing studies with the following objectives:

---

<sup>77</sup> In the Mifeprex Approval Memorandum, the Office Director stated, "FDA agrees there is no biological reason to expect menstruating females under age 18 to have a different physiological outcome with the regimen. The Spitz data actually suggests a trend towards increased success of medical abortion with younger patients" (Mifeprex Approval Memorandum, *supra* note 16, at 7).

<sup>78</sup> We note that post-marketing studies are not required for approvals under 21 CFR 314.520.

<sup>79</sup> You also state that, "[a]s a general rule, the clinical trials required by FDA to support an NDA are adequate to establish short-term drug safety and effectiveness. The standard pre-approval clinical trials, however, are typically incapable of providing either the amount or type of data necessary to assess a drug's long-term effects" (Petition at 84). This argument is not relevant to Mifeprex, which is approved for medical termination of pregnancy. Mifeprex is not approved for long-term or chronic use, which is an important factor in assessing the need to study long-term effects of a drug. Long-term safety for a single-dose medication is generally not a concern. However, FDA routinely monitors postmarketing safety data for all approved drugs. Mifeprex is no exception. FDA's Office of Surveillance and Epidemiology continuously monitors available safety data from use of mifepristone for termination of pregnancy both within and outside of the United States and has not identified any long-term safety signals. The Mifeprex adverse events reported are consistent with product labeling and with what can be expected with spontaneous and surgical abortions. Furthermore, as explained in this response, since Mifeprex's approval, safety concerns and adverse events have been monitored through enhanced surveillance and reporting by certified prescribers, and we have required a REMS for Mifeprex including a Medication Guide, elements to assure safe use, an implementation system that requires the sponsor to assess the performance of certified distributors, and a timetable for submission of assessments of the REMS. We also continue to closely monitor the post-marketing safety of mifepristone for termination of pregnancy for any new or long-term signals.



- (1) Monitor the adequacy of the distribution and credentialing system.
- (2) Follow-up on the outcome of a representative sample of Mifeprex-treated women who have surgical abortion because of method failure.
- (3) Assess the long-term effects of multiple use of the regimen.
- (4) Ascertain the frequency with which women follow the complete treatment regimen and the outcome of those who do not.
- (5) Study the safety and efficacy of the regimen in women under age 18, women over age 35, and women who smoke.
- (6) Ascertain the effect of the regimen on children born after treatment failure.

As stated in the Mifeprex Approval Memorandum (at 7), during the final review of the Mifeprex NDA in 2000, items 1, 2, 4, and 5 above were revised and integrated into a single Phase 4 study to assess whether, for providers who did not have surgical intervention skills and referred patients for surgery, clinical outcomes were similar to those of patients under the care of physicians (such as those in the clinical trials) who possessed surgical skills. Based on a revised protocol, this Phase 4 study would monitor the adequacy of provider qualifications (item 1) and collect data on safety outcomes and method failures (item 2) and return of patients for their follow-up visits (item 4). Because patients would not be restricted to a specific age range or smoking status, information to address item 5 also would be obtained. In a second Phase 4 study, the applicant would examine the outcomes of ongoing pregnancies (i.e., method failures) through a surveillance, reporting, and tracking system (item 6). Thus, although the approval letter listed only two Phase 4 studies, those two studies incorporated all but one element of the six studies listed in the September 18, 1996, approvable letter concerning the Mifeprex NDA. (As discussed below, the remaining study was not included for logistical and practical reasons.)

As mentioned in section II.D.2 above, for the first Phase 4 study, which addressed items 1, 2, 4, and 5 above, the applicant reported in a submission in February 2008 that so few medical abortions are prescribed by physicians who do not have surgical intervention skills that it was not feasible to do a meaningful study to assess this specific issue. We agreed with the applicant regarding the non-feasibility of conducting a meaningful study and concluded that no differences between non-referrers or referrers in terms of clinical outcomes could be identified based on the data that had been submitted. In September 2008, we released the applicant from this postmarketing commitment.

For the second Phase 4 study, which addressed item 6 above, based on the reporting of ongoing pregnancies during the first 5 years of Mifeprex distribution, the applicant provided updates in January 2006 and November 2007. Danco reported that only one to two pregnancies per year were followed for final outcomes, and explained that the small number was due, in part, to the requirement that the patients consent to participation after seeking a pregnancy termination. In January 2008, because of the lack of an adequate number of enrolled women, and based on subsequent reports, we released the applicant from this postmarketing commitment.



In addition, as noted in the Mifeprex Approval Memorandum (at 7), we agreed with the Population Council both that it would not be feasible to identify and enroll sufficient numbers of repeat users of the drug and that the pharmacology of mifepristone does not suggest any carryover effect after one-time administration. Accordingly, we did not include item 3 as a Phase 4 commitment in the September 28, 2000, approval letter. However, we note that data from many other studies reported in the medical literature using mifepristone for, e.g., fibroids, uterine myoma, meningioma, psychiatric illnesses, and Cushing's disease, in much higher daily and lower daily doses for chronic use (months) have not raised any major safety issues.<sup>80</sup>

### III. REQUEST FOR STAY AND REVOCATION OF APPROVAL

You request that we immediately stay the approval of Mifeprex, thereby halting all distribution and marketing of the drug pending final action on your Petition (Petition at 2). You cite 21 CFR 10.35 as the basis for your request for a stay (Petition at 1). In addition, you urge us to revoke the approval of Mifeprex because of the purported legal violations and safety concerns set forth in your Petition (Petition at 2).

As described above, we are denying your Petition. Therefore, your request for a stay pending final action on your Petition is moot.

For the reasons set forth in section II of this response, we conclude that you have not presented any evidence that the applicable grounds in 21 CFR 314.530 have been met with respect to Mifeprex. Furthermore, you have not provided any evidence that any of the applicable grounds in section 505(e) of the FD&C Act have been met for Mifeprex.<sup>81</sup> Therefore, you have not provided any evidence that would serve as a basis for seeking to withdraw the approval of Mifeprex.

---

<sup>80</sup> See, e.g., Tristan, M, et al., 2012, Mifepristone for Uterine Fibroids (Review), Cochrane Library, 8:1-47; Esteve, JL, et al, 2013, Mifepristone Versus Placebo To Treat Uterine Myoma: A Double-Blind, Randomized Clinical Trial, Int J Womens Health, 5:361; Spitz, IM, et al., 2005, Management of Patients Receiving Long-Term Treatment With Mifepristone, Fertil Steril, 84:1719; Blasey, CM, TS Block, JK Belanoff, and RL Roe, 2011, Efficacy and Safety of Mifepristone for the Treatment of Psychotic Depression, J Clin Psychopharmacol, 31:436; [Fleseriu, M, et al., 2012, Mifepristone, a Glucocorticoid Receptor Antagonist, Produces Clinical and Metabolic Benefits in Patients with Cushing's Syndrome, J Clin Endocrinol Metab, 97:2039.](#)

<sup>81</sup> You have not presented any clinical data or other information demonstrating that Mifeprex is unsafe for use under its approved conditions for use, either on the basis of evidence available to the Agency at the time of approval or when also considering evidence obtained subsequent to approval. In addition, you have not provided any new evidence that, when evaluated with the evidence available at the time of Mifeprex's approval, shows that there is a lack of substantial evidence that the drug will have its intended effect.



Docket No. FDA-2002-P-0364

#### IV. CONCLUSION

We appreciate and share your concerns about the need to appropriately manage the risks associated with the use of Mifeprex. Our concerns about the potential complications associated with Mifeprex led to its approval in accordance with 21 CFR 314.520. It was deemed to have in effect a REMS in 2007, and it has had an approved REMS since 2011.<sup>82</sup>

For the reasons set forth above, your request that we immediately stay the approval of Mifeprex is moot, and we deny your request that we revoke approval of the Mifeprex NDA. In addition, we deny your request that we conduct an audit of all records of the French and U.S. clinical trials supporting the Mifeprex approval. As with all approved new drug products, we will continue to monitor the safety of Mifeprex and take any appropriate actions.

Sincerely,



Janet Woodcock, M.D.  
Director  
Center for Drug Evaluation and Research

---

<sup>82</sup> As of today's approval of Danco's supplemental NDA, the Medication Guide is no longer part of the REMS. However, the Medication Guide will remain as part of approved patient labeling and will be required to be provided to the patient under current Medication Guide regulations.

# Exhibit 28

Identification of Drug and Biological Products Deemed  
to Have Risk Evaluation and Mitigation Strategies for  
Purposes of the Food and Drug Administration  
Amendments Act of 2007, 73 Fed. Reg. 1631316314  
(Mar. 27, 2008)



## DEPARTMENT OF HEALTH AND HUMAN SERVICES

### Food and Drug Administration

[Docket No. FDA-2008-N-0174]

#### Identification of Drug and Biological Products Deemed to Have Risk Evaluation and Mitigation Strategies for Purposes of the Food and Drug Administration Amendments Act of 2007

**AGENCY:** Food and Drug Administration, HHS.

**ACTION:** Notice.

**SUMMARY:** The Food and Drug Administration (FDA) is issuing this notice to notify holders of certain prescription new drug and biological license applications that they will be deemed to have in effect an approved risk evaluation and mitigation strategy (REMS) under the Food and Drug Administration Amendments Act of 2007 (FDAAA). Holders of applications deemed to have in effect an approved REMS are required to submit a proposed REMS to FDA.

**DATES:** Submit proposed REMSs to FDA by September 21, 2008.

**ADDRESSES:** Written communications regarding the applicability of this notice to a specific product should be identified with Docket Number FDA-2008-N-0174 and submitted to the Division of Dockets Management (HFA-305), Food and Drug Administration, 5630 Fishers Lane, rm. 1061, Rockville, MD 20852. Submit electronic communications to <http://www.regulations.gov>. Information about FDA implementation of FDAAA is available on the Internet at <http://www.fda.gov/oc/initiatives/advance/fdaaa.html>.

#### FOR FURTHER INFORMATION CONTACT:

Mary Dempsey, Center for Drug Evaluation and Research, Food and Drug Administration, 10903 New Hampshire Ave., Bldg. 22, rm. 4326, Silver Spring, MD 20993-0002, 301-796-0147.

#### SUPPLEMENTARY INFORMATION:

##### I. Introduction

On September 27, 2007, the President signed into law FDAAA (Public Law 110-85). Title IX, subtitle A, section 901

of FDAAA created new section 505-1 of the Federal Food, Drug, and Cosmetic Act (the act) (21 U.S.C. 355-1). Section 505-1(a) of the act authorizes FDA to require persons submitting certain applications<sup>1</sup> to submit and implement a REMS if FDA determines that a REMS is necessary to ensure that the benefits of a drug outweigh the risks of the drug and informs the holder of the application for the drug of the determination. Section 909 of FDAAA provides that Title IX, subtitle A takes effect 180 days after its enactment, which is March 25, 2008.

FDAAA also contains REMS requirements for drug and biological products approved before the effective date of Title IX, subtitle A. Section 909(b)(1) of FDAAA specifies that a “drug that was approved before the effective date of this Act is \* \* \* deemed to have in effect an approved risk evaluation and mitigation strategy under section 505-1 of the Federal Food, Drug, and Cosmetic Act \* \* \* if there are in effect on the effective date of this Act elements to assure safe use—(A) required under section 314.520 or section 601.42 of title 21, Code of Federal Regulations; or (B) otherwise agreed to by the applicant and the Secretary [of Health and Human Services] for such drug.”

Section 909(b)(3) of FDAAA states: “Not later than 180 days after the effective date of this Act, the holder of an approved application for which a risk evaluation and mitigation strategy is deemed to be in effect \* \* \* shall submit to the Secretary a proposed risk evaluation and mitigation strategy. Such proposed strategy is subject to section 505-1 of the Act as if included in such application at the time of submission of the application to the Secretary.”<sup>2</sup>

Section 909(b)(2) of FDAAA states that a REMS for a drug deemed to have a REMS consists of the timetable required under section 505-1(d) of the act and any additional elements under section 505-1(e) and (f) of the act in effect for the drug on the effective date of FDAAA.

The purpose of this notice is to identify those drugs that FDA has determined will be deemed to have in effect an approved REMS and to notify holders of applications for such drugs that they are required to submit a proposed REMS by September 21, 2008.

FDA is developing guidance on the preferred content and format of a proposed REMS required to be submitted under section 909(b) of FDAAA and will issue it as soon as possible.

##### II. List of Drug and Biological Products Deemed to Have a REMS

Drug and biological products deemed to have in effect an approved REMS are those that on March 25, 2008 (the effective date of Title IX, subtitle A of FDAAA), had in effect “elements to assure safe use.” “Elements to assure safe use” include the following: (1) Health care providers who prescribe the drug have particular training or experience, or are specially certified; (2) pharmacies, practitioners, or health care settings that dispense the drug are specially certified; (3) the drug is dispensed to patients only in certain health care settings, such as hospitals; (4) the drug is dispensed to patients with evidence or other documentation of safe use conditions, such as laboratory test results; (5) each patient using the drug is subject to certain monitoring; or (6) each patient using the drug is enrolled in a registry (see section 505-1(f)(3) of the act).

Some applications approved before the effective date of FDAAA Title IX, subtitle A contain these elements to assure safe use.<sup>3</sup> Some of these applications were approved under § 314.520 (21 CFR 314.520) or § 601.42 (21 CFR 601.42). Others were not approved under part 314, subpart H or part 601, subpart E, but still contain elements to assure safe use that were agreed to by the applicant and the Secretary for such drug. Since 2005, these elements typically appeared in approved risk minimization action plans (RiskMAPs) (see the guidance for industry entitled “Development and Use of Risk Minimization Action Plans” (70 FR 15866, March 29, 2005)).

FDA has reviewed its records to identify applications that were approved before the effective date of Title IX of FDAAA with elements to assure safe use and has identified the drug and biological products listed in table 1 of this document as those that will be deemed to have in effect an approved REMS.

<sup>1</sup> Section 505(p)(1) of the act (21 U.S.C. 355(p)(1)) states that section 505-1 of the act applies to applications for prescription drugs approved under section 505(b) or (j) of the act and applications approved under section 351 of the Public Health Service Act (42 U.S.C. 262).

<sup>2</sup> Title IX, subtitle A of FDAAA, which includes section 909, takes effect March 25, 2008; 180 days after that date is September 21, 2008.

<sup>3</sup> These plans sometimes contain other elements to minimize risk such as a Medication Guide (21 CFR part 208) or a communication/educational plan

for health care providers or patients. A drug will not be deemed to have a REMS if it has only a Medication Guide, patient package insert, and/or communication plan (see section 505-1(e)(2) and (e)(3) of the act).

TABLE 1.—PRODUCTS DEEMED TO HAVE IN EFFECT AN APPROVED REMS

Generic or Proper Name	Brand Name	Application Number <sup>1</sup>	Date of Approval <sup>2</sup>
Abarelix	Plenaxis <sup>3</sup>	NDA 21–320	11/25/2003
Alosetron	Lotronex	NDA 21–107	02/09/2000
Ambrisentan	Letairis	NDA 22–081	06/15/2007
Bosentan	Tracleer	NDA 21–290	11/20/2001
Clozapine	Clozaril	NDA 19–758 ANDA 74–949 ANDA 75–417 ANDA 75–713 ANDA 75–162 ANDA 76–809 NDA 21–590	09/26/1989 11/26/97 5/27/99 11/15/02 4/26/05 12/16/05 02/09/2004
	Fazaclo ODT		
Dofetilide	Tikosyn	NDA 20–931	10/01/1999
Eculizumab	Soliris	BLA 125166	03/16/2007
Fentanyl PCA	Ionsys <sup>3</sup>	NDA 21–338	05/22/2006
Fentanyl citrate	Actiq	NDA 20–747	11/04/1998
Isotretinoin	Accutane Amnesteem Claravis	NDA 18–662 ANDA 75–945 ANDA 76–135 ANDA 76–356 ANDA 76–041 ANDA 76–503	05/07/1982 11/2002 04/2003 04/2003 12/2002 06/2003
	Sotret		
Lenalidomide	Revlimid	NDA 21–880	12/27/2005
Mifepristone	Mifeprex	NDA 20–687	09/28/2000
Natalizumab	Tysabri	BLA 125104	11/23/2004
Small pox (Vaccinia) Vaccine, Live	ACAM2000	BLA 125158	08/31/2007
Sodium oxybate	Xyrem	NDA 21–196	07/17/2002
Thalidomide	Thalomid	NDA 20–785 NDA 21–430	07/16/1998

<sup>1</sup> New drug application (NDA), abbreviated new drug application (ANDA), biologics license application (BLA).

<sup>2</sup> The original date of approval of the drug. FDA may have required elements to assure safe use at a later date.

<sup>3</sup> Product is not currently marketed in the United States.

FDA is further asking members of the public to please notify the agency if they are aware of applications that have not been identified in this document and that they believe should be deemed to have in effect an approved REMS. Please provide the information to Mary Dempsey, Risk Management Coordinator (see the **FOR FURTHER INFORMATION CONTACT** section of this document).

Any application holder that believes its product identified in this notice should not be on the list of drug or biological products that will be deemed to have in effect an approved REMS should submit a letter identified with Docket Number FDA–2008–N–0174 to the Division of Dockets Management (see **ADDRESSES**) stating why the application holder believes its product was improperly identified in this notice.

FDA will notify the application holder within 30 days of receipt of the letter of its determination.

Dated: March 19, 2008.

**Jeffrey Shuren,**

*Associate Commissioner for Policy and Planning.*

[FR Doc. E8–6201 Filed 3–26–08; 8:45 am]

**BILLING CODE 4160–01–S**

## DEPARTMENT OF HEALTH AND HUMAN SERVICES

### Food and Drug Administration

#### Joint Meeting of the Anesthetic and Life Support Drugs Advisory Committee and the Drug Safety and Risk Management Advisory Committee; Notice of Meeting

**AGENCY:** Food and Drug Administration, HHS.

**ACTION:** Notice.

This notice announces a forthcoming of a public advisory committee of the Food and Drug Administration (FDA). The meeting will be open to the public.

*Name of Committees:* Anesthetic and Life Support Drugs Advisory Committee and the Drug Safety and Risk Management Advisory Committee.